

# MUNI

## The MU Budget for 2020 and a Medium-Term Outlook of the MU Operating Budget until 2020

For an expanded meeting of the MU Rector's Board on 2 June 2020  
Mgr. Marta Valešová, MBA – bursar

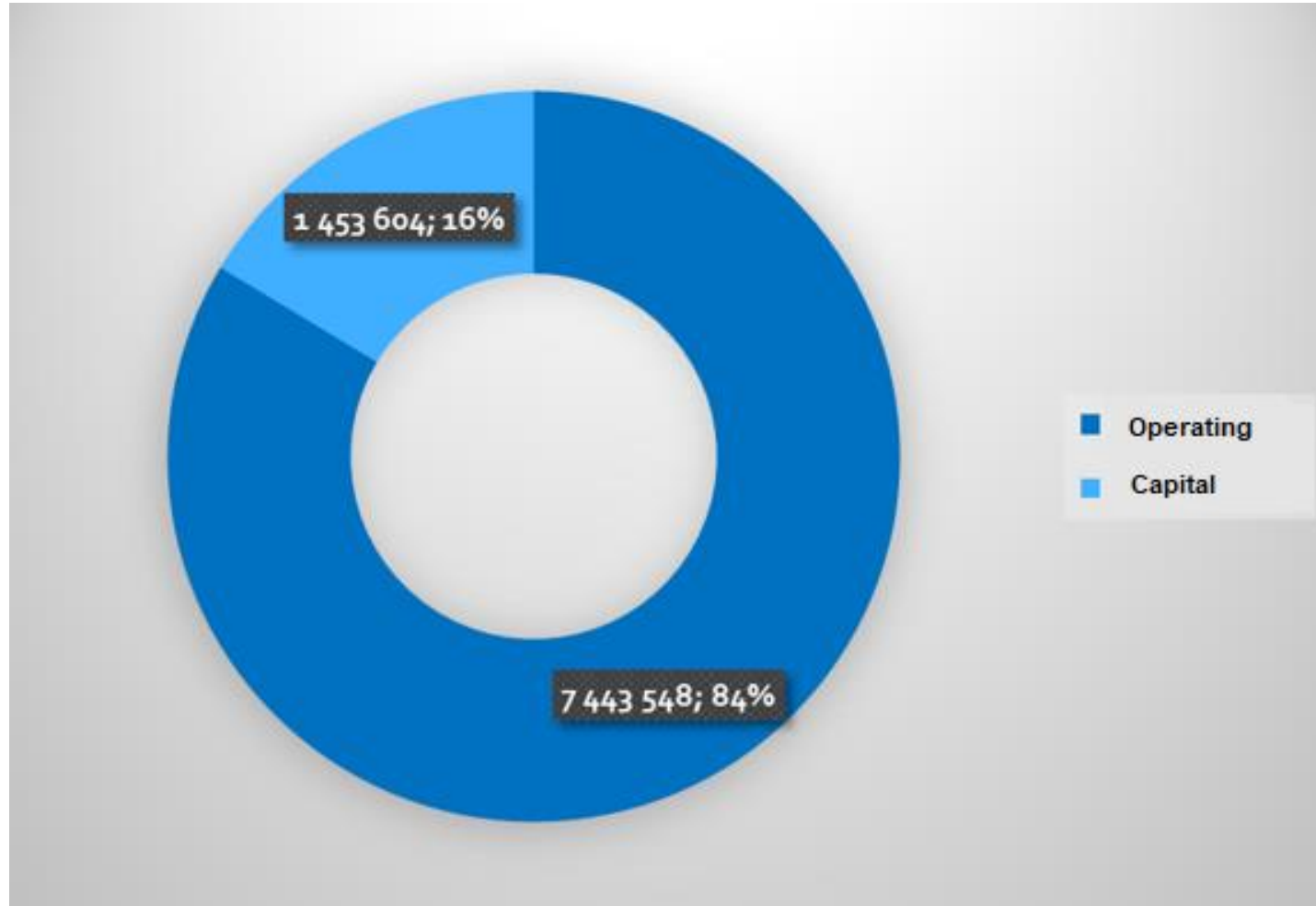
# Contents

- I. Introduction**
- II. MU 2020 Budget - Operating Budget**
- III. MU 2020 Budget - Capital Budget**
- IV. Allocating Net Income to Funds**
- V. Medium-term Outlook of MU's Operating Budget for 2020-2022**

# 2020 MU Budget

- Total approved budget: **8.897 bil. Kč**
- Against 2019, an increase of **188 mil. Kč, i.e., of 2.2 %**
- Of which:
  - ▣ Operating budget: **7.444 bil. Kč**
  - ▣ Capital budget: **1.454 bil. Kč**

# 2020 MU Budget Structure in Thous. of Kč

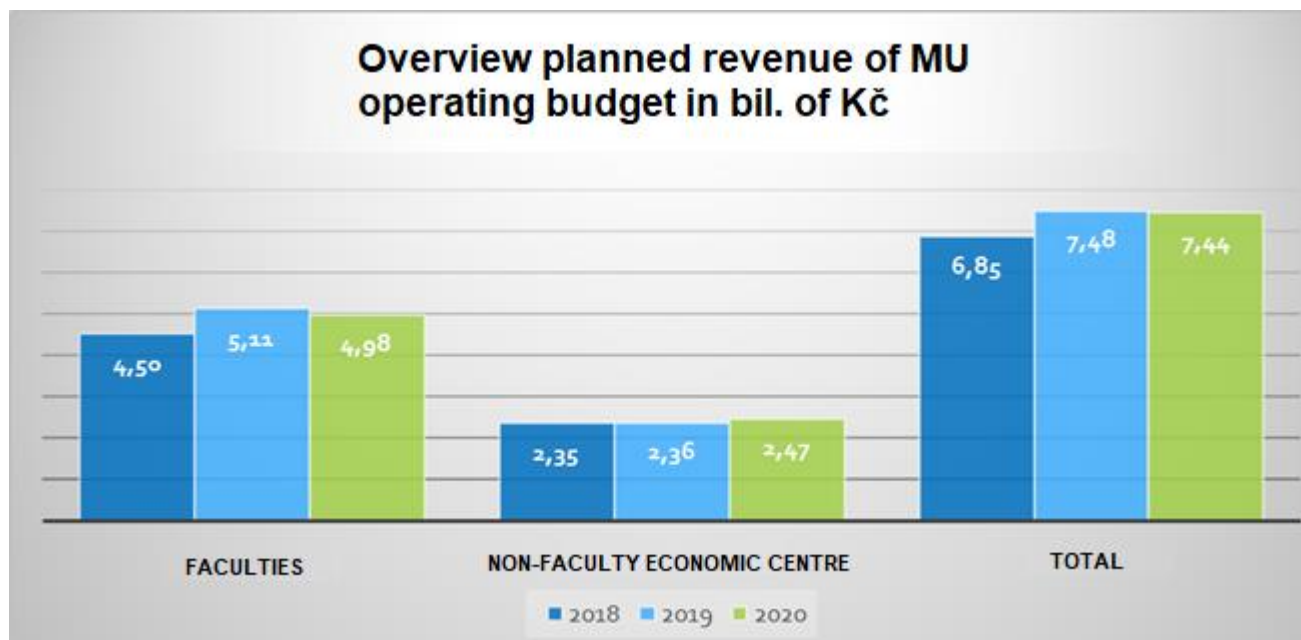


## II. MU Budget 2020 – Operating Budget

- Planned revenue: **7.444 bil. Kč**
- Planned expenditures: **7.379 bil. Kč**
- **Planned net income: 64.289 mil. Kč**
- Planned amount of revenue is practically the same as in 2019 (a decrease of **32 mil. Kč**).
- Mainly due to a decrease in planned revenue from Research, Development, and Education (RDE) OP projects (esp. at the FM)

# Overview of MU operating budget in 2018–2020 in thous. of Kč

Item / year	2018		2019		2020
	plan	actual	plan	actual	plan
<b>Revenue</b>	6 854 313	7 076 953	7 475 342	7 563 291	7 443 548
<b>Expenditures</b>	6 822 568	6 948 629	7 430 732	7 461 192	7 379 260
<b>Net income</b>	31 744	128 324	44 611	102 099	64 289



# Structure of Planned Operating Revenue

Tab. 3: Structure of planned operating revenue in thous. of Kč

Item / year	2019	2020	Difference 2020/2019	Percentage in 2020
Contribution to educational activity (indicator A+K)	2 113 417	2 204 294	4,30%	30%
Other public funds for education (1)	1 319 825	981 054	-25,67%	13%
Institutional support (2)	754 985	856 868	13,49%	12%
Other public funds for R&D (3)	1 630 847	1 713 802	5,09%	23%
Own resources and secondary activities (4)	1 374 086	1 375 588	0,11%	18%
Drawing from funds (5)	282 181	311 942	10,55%	4%
<b>Total</b>	<b>7 475 342</b>	<b>7 443 548</b>	<b>-0,43%</b>	<b>100%</b>

## Notes

(1) These are primarily contributions and grants from the Min. of Education, Youth, and Sports outside budget heading I. (indicators C,D,F, P, I, S, U), SR chapters, regional budgets, and RDE OP outside R&D.

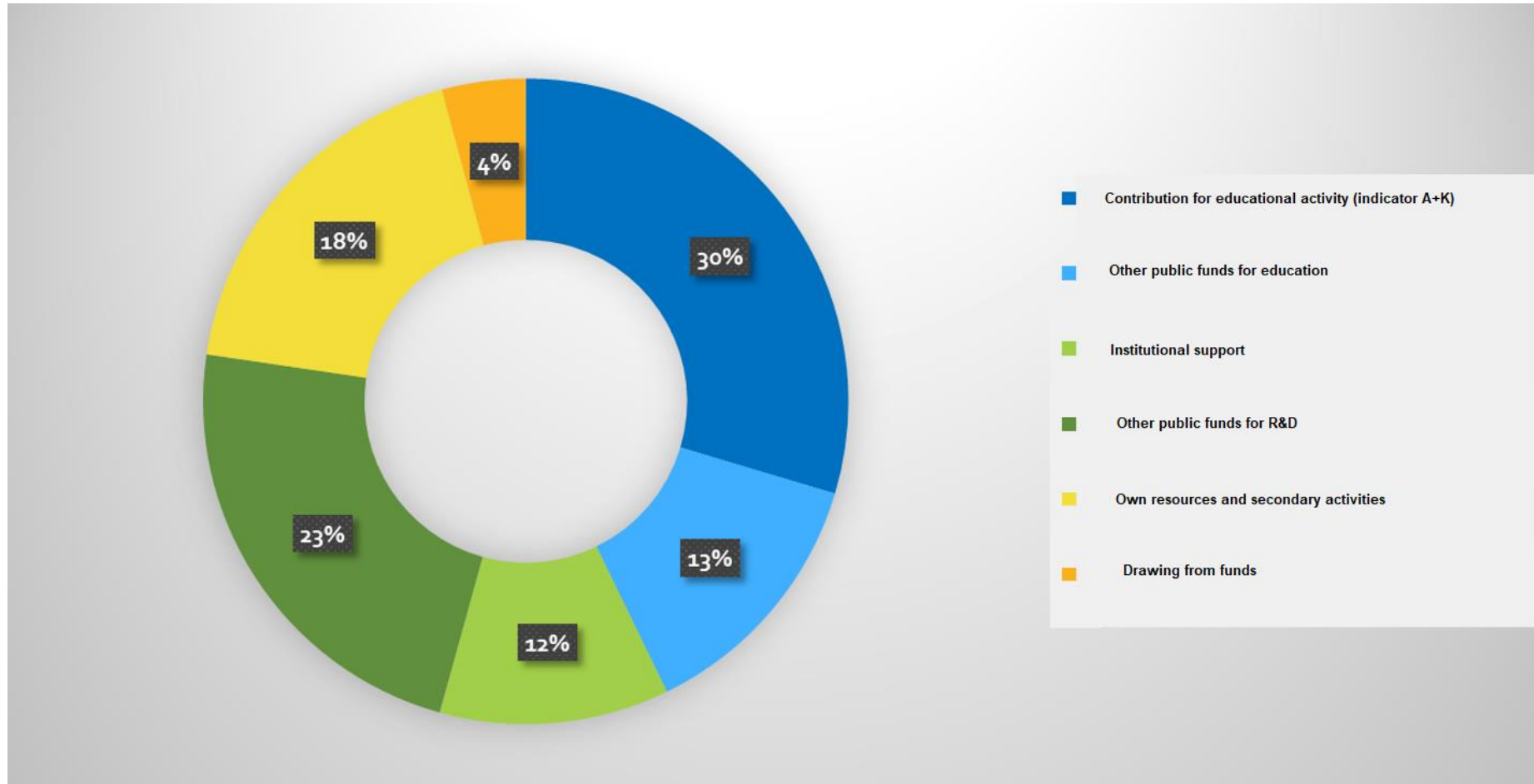
(2) Institutional support including from the Special Purpose Fund and after deducting exchange for investments.

(3) These are primarily resources for specific research, applied research, SR resources, regional budgets, and RDE OP intended for R&D.

(4) This is primary revenue gained through the sale of services (accommodations, dining, study fees, life-long learning, rent, gifts, interest, contracted research, and accounting depreciation of assets acquired with grants).

(5) Drawing grant funds without Special Purpose Fund.

# Structure of Planned Operating Revenue



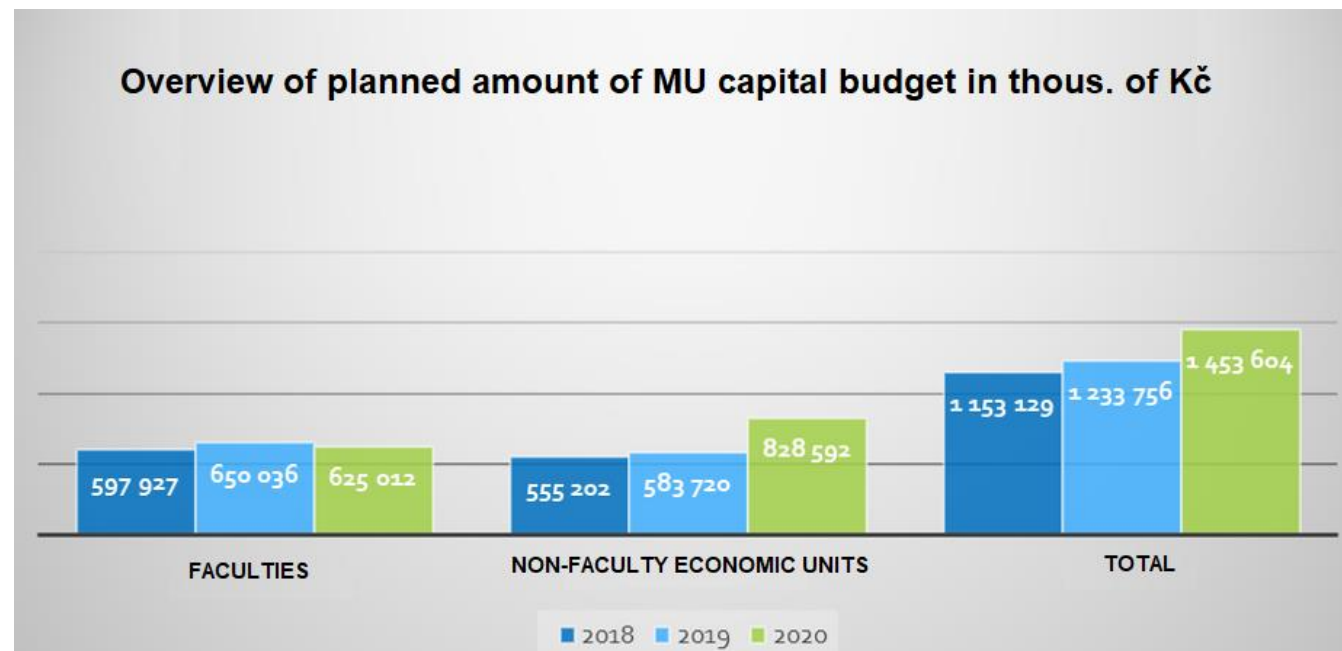


# III. 2020 MU Budget – Capital Budget

- Planned capital budget: 1.454 bil. Kč, i.e., 220 mil. Kč more than the 2019 plan (an increase of 18 %).
- This growth is primarily caused by planned RDE OP projects at CEITEC (CIISB, Czech-BioImaging, and SINGING PLANT).
- The most significant planned investments will be made as part of projects supported by the RDE OP and the MEYS investment programmes.

# Overview of Planned Amount of MU Capital Budget in 2018–2020 in Thous. of Kč

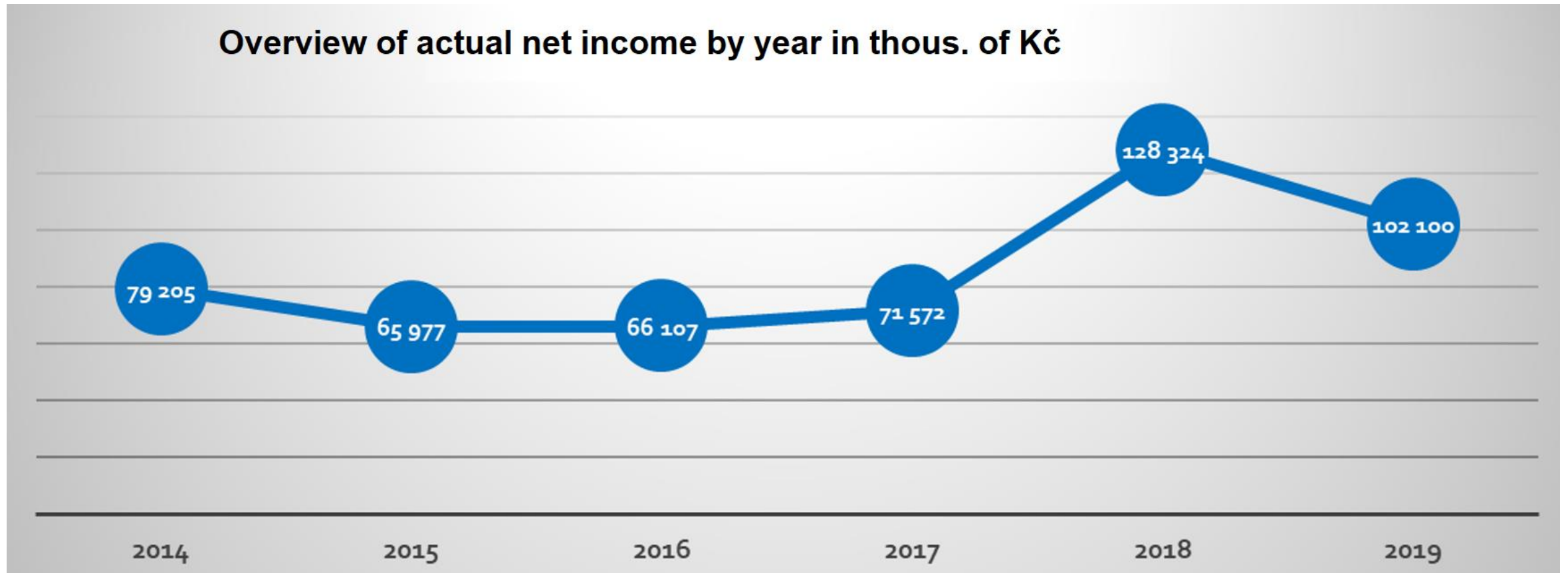
Item/year	2018	2019	2020
Faculties	597 927	650 036	625 012
Non-faculty economic units	555 202	583 720	828 592
<b>Total</b>	<b>1 153 129</b>	<b>1 233 756</b>	<b>1 453 604</b>



## IV. Allocating Net Income to Funds

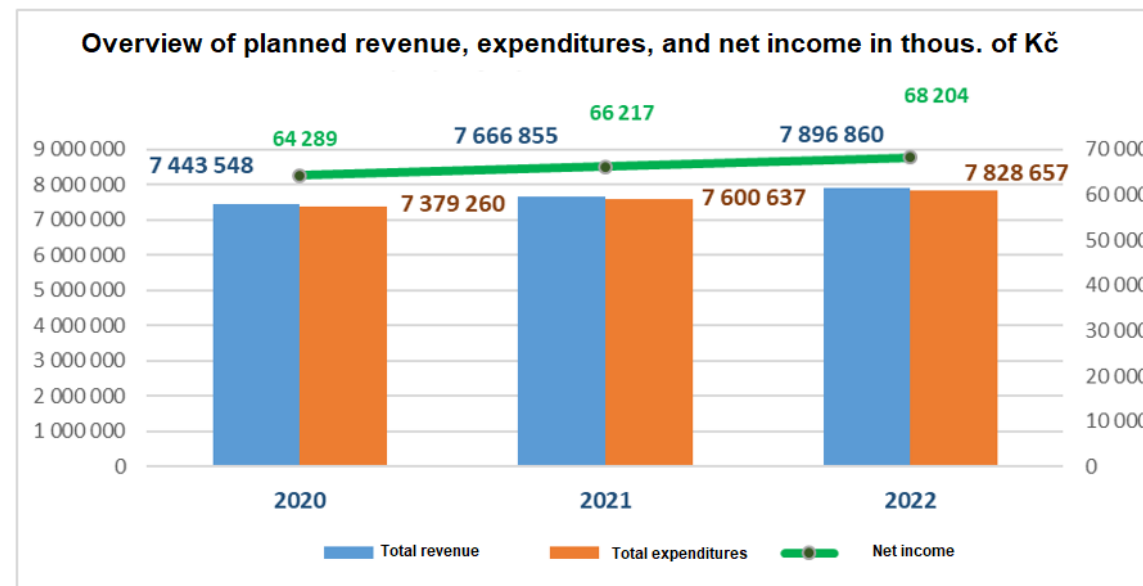
- Along with the MU budget, a proposal for allocating 2019 net income totalling **102.1 mil. Kč** to the funds of each economic centre has been submitted.
- The proposal is to allocate net income to four funds – the Fund for the Reproduction of Investment Assets, the Reserve Fund, the Operating Resource Fund, and the Remuneration Fund.

# Allocating Net Income to Funds



# V. Medium-term Outlook of MU Operating Budget for 2020–2022 in Thous. of Kč

Item/year	2020	2021	2022
<b>Total revenue</b>	<b>7 443 548</b>	<b>7 666 855</b>	<b>7 896 860</b>
Of which: Contribution to educational activity (indicator A+K)	2 204 294	2 270 423	2 338 535
Other public funds for education	981 054	1 010 486	1 040 800
Institutional support	856 868	882 574	909 051
Other public funds for R&D	1 713 802	1 765 216	1 818 173
Own resources and secondary activities	1 375 588	1 416 856	1 459 361
Drawing from funds	311 942	321 301	330 940
<b>Total expenditures</b>	<b>7 379 260</b>	<b>7 600 637</b>	<b>7 828 657</b>
<b>Net income</b>	<b>64 289</b>	<b>66 217</b>	<b>68 204</b>



MUNI