

# ASL 1:

## Week Two, Part Two

{ Tommy Korn  
Rebecca Lovitch



⌘ A-Z

⌘ Fist Letters: A, E, I, S, T, M, N

⌘ 1-15

⌘ Gender

⌘ Clothing

⌘ Colors

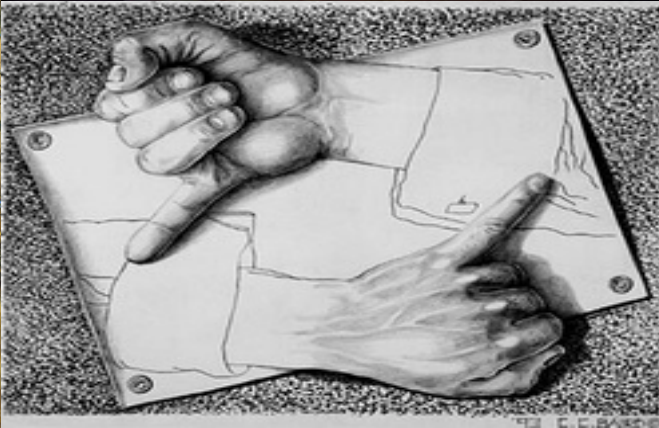

# Review

& Chuck Baird

Deaf History







Chuck Baird's Art




- & Name
- & Deaf/Hearing
- & Language background
- & What s/he is doing now
- & Likes/dislikes
- & Favorite color

# Autobiography




- ⌘ Raise brows
- ⌘ Lean head forward
- ⌘ Hold the last sign until answered
- ⌘ Affirm (nod head and say yes)
- ⌘ Negate (shake head and say no)
- ⌘ Acknowledge Information

# Yes-No Questions






One-handed signs



Two-handed symmetrical signs



Two-handed non-symmetrical signs


- & Dominant Hand
- & Non-Dominant Hand

# Which hand do I use?



⌘ Begin with the “A” handshape

⌘ Twist your hand to make the second number:  
6, 7, 8, 9



# Cardinal Numbers: 16-19


B C D F K L R U V W X

Up Letters





At the beginning  
of a name or word




In the middle or at  
the end of a name  
or word

# Up Letter: X

- ⌘ Write down the Up Letter (s)
- ⌘ Write down the fist and up letter names

# Activity





Cardinal Numbers: 20-29

“bb”, “kk”, “ll”, and “rr”

⌘ Double letter is repeated twice with a bounce

⌘ Bobby

⌘ Nikki

⌘ Willie

⌘ Carrie

# Double Letter Names



“ss”, “nn”, “tt”, “ff”, “dd”, and “mm”

⌘ Double letter is repeated twice without a bounce

⌘ Tessa

⌘ Danny

⌘ Kitty

⌘ Taffy

⌘ Maddy

⌘ Tommy

# Double Letter Names

“aa”, “ee”, and “oo”

⌘ Double letter moves sideways and is not repeated


⌘ Lee

⌘ Yoon

# Double Letter Names




Ask what is the sign



# Conversation Strategy

## Point to Object

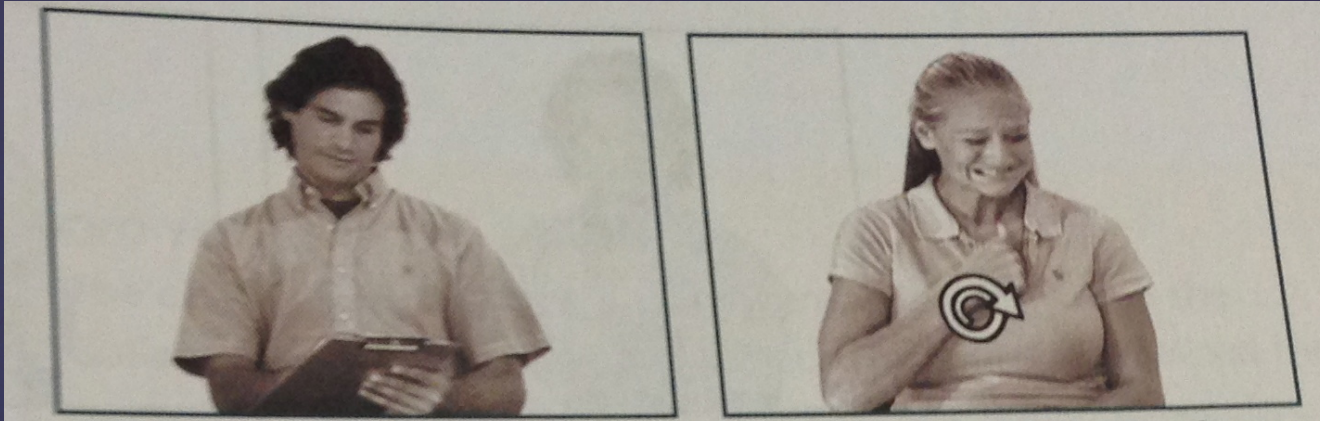


Signer A: (points to object) Asks for sign  
Signer B: Gives sign

# Conversation Strategy



## Draw Object




Signer A: (draws object) Asks for sign

Signer B: Tells Signer A s/he forgot the sign

Signer C: Gives the sign

# Conversation Strategy

## List Items in a Category



Signer A: (lists items in a category) Asks for a sign


Signer B: Tells s/he doesn't know the sign

Signer C: Gives the sign

# Conversation Strategy



## Use Opposites




Signer A: (uses opposites) Ask for a sign

Signer B: Tells they think you know the sign

Signer C: Confirms Signer B's answer

# Conversation Strategy

## Describe/Act out



Signer A: (describes/acts out) Ask for a sign

Signer B: Ask for clarification

Signer A: (describes/acts out again)

Signer B: Understands and gives correct sign

# Conversation Strategy





⌘ Smith, C., Mikos, K. and Lentz, E. 2008. *Signing naturally*. San Diego, CA: DawnSignPress.

⌘ <http://www.chuckbairdart.com/index.html>

# References