

## Introduction to MS Dynamics ERP NAV 5.0 SP1 in concise clauses = part six

---

Created by : Jaromír Skorkovský  
Date : 16.11.2011  
Reason : Concise instrument helping in tuition and study  
Accompanying mat. : no

---

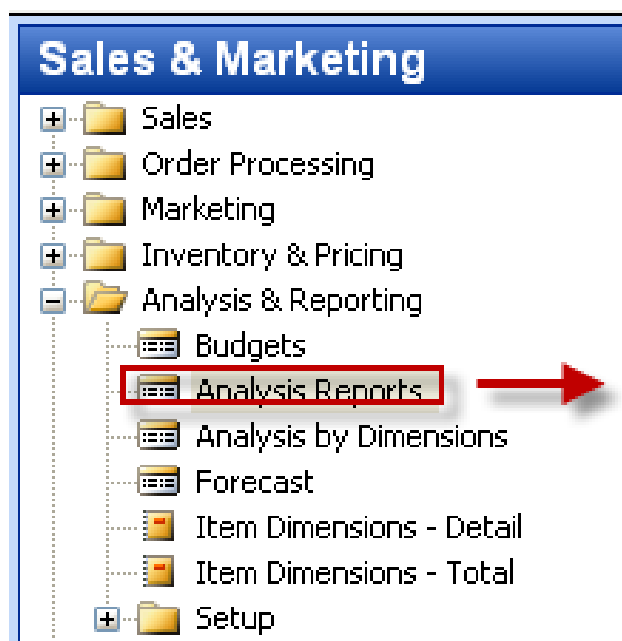
### Analysis

1. Basically in ERP system you create document (Sales orders, Purchase orders, Production orders, Credit Notes and so on. You register to the database all transaction connected to these documents by pressing F11. Then you create Item Ledger Entries, Customer Ledger entries, Dimension Entries, Vendor Entries, Value Entries and General ledger Entries. In order to get out of these records the reasonable reports you need a simple tool in order to create an easy reports.

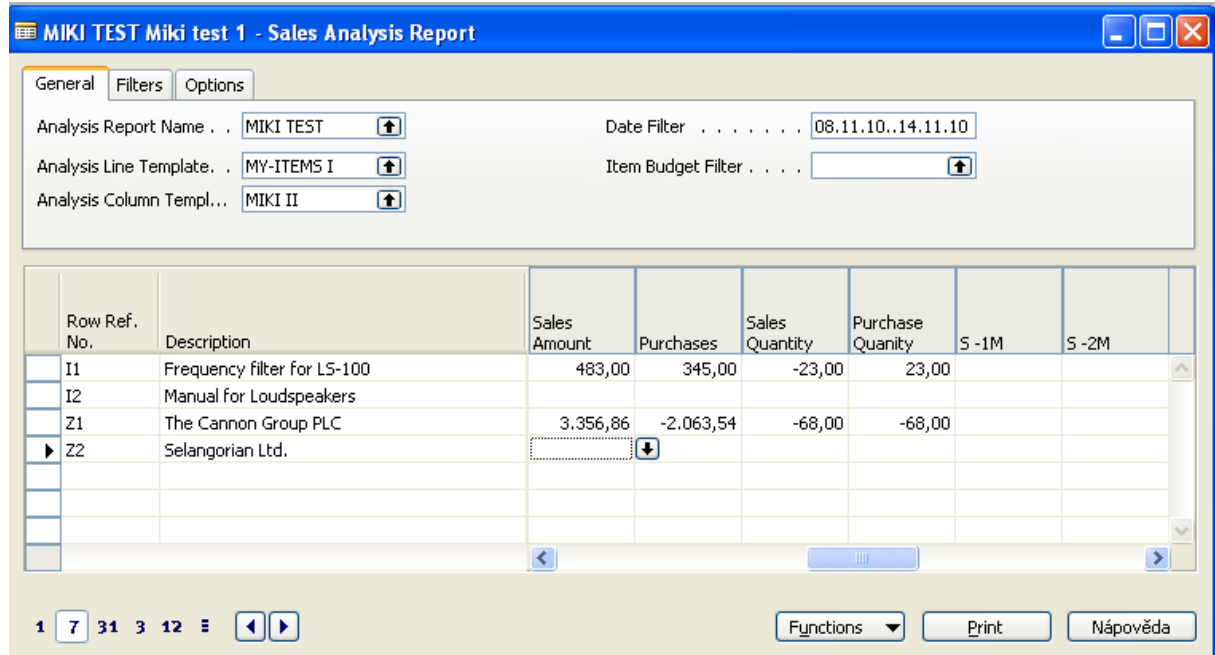
2. Go to :



3. From there you can open below stated menu and from this menu you can start already prepared analysis. This analysis consists of Name, Code for Line definition and code for column definition (see report below) :

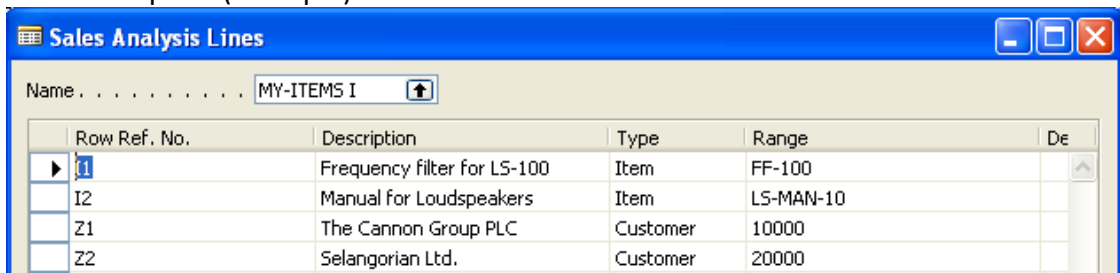


and the chosen report look like :

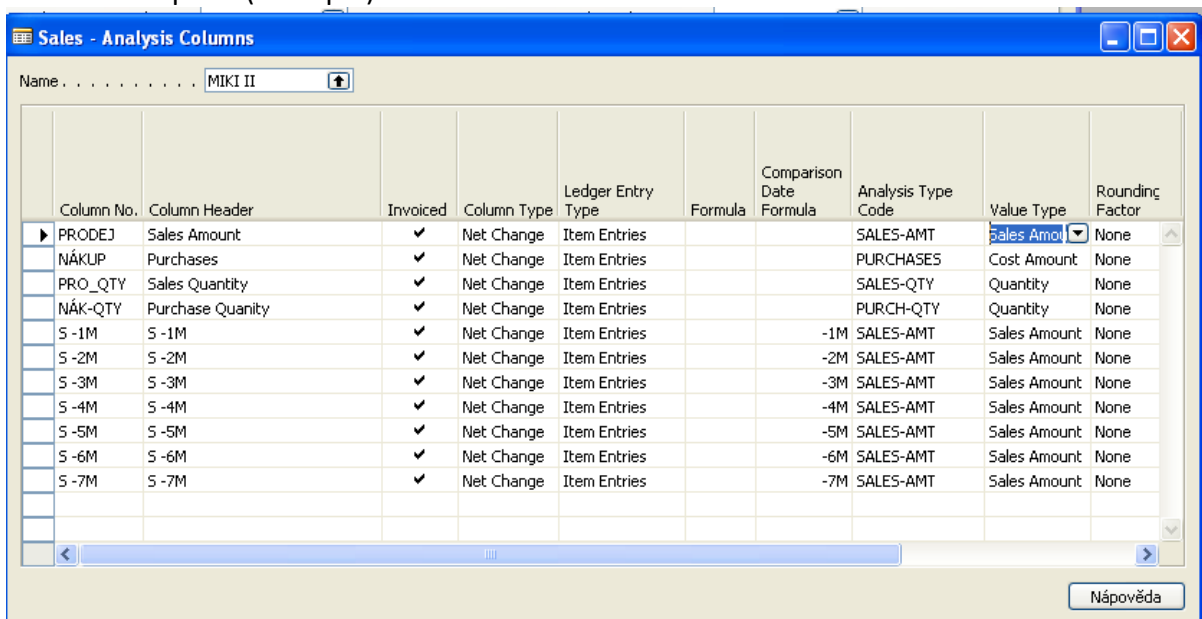


where you can see Analysis Line Template and Analysis Column Template shown below :

Line Template (example) :



Column Template (example) :



4. Different report might look as follows :

Row Ref. No.	Description	Sales, Shipped not Invoiced	Sales, Invoiced	Sales, Quantity	Sales, Total	Sales Last Y	Sales Last Y, Quantity
A1	The Cannon Group PLC	38.600,00	66.178,20	1.646,20	104.778,20	12.794,70	2.474,20
A2	Selangorian Ltd.					198.372,66	206,00
A3	John Haddock Insurance Co.					688,90	8,00
A4	Deerfield Graphics Company					1.105,10	8,00
A5	Guildford Water Department		252,00	45,00	252,00	533,40	92,00
	<b>Key Accounts Total</b>	<b>38.600,00</b>	<b>66.430,20</b>	<b>1.691,20</b>	<b>105.030,20</b>	<b>213.494,76</b>	<b>2.788,20</b>

5. Based on a simple rules you can create your own reports by definition of line and columns templates and chosen period and by use of filtering across dimensions as it is shown below :

Row Ref. No.	Description	Sales, Shipped not Invoiced	Sales, Invoiced	Sales, Total	Sales, Quantity	Average Price	Unit Price
1972-W	SAPPORO Whiteboard, black						974,80
1976-W	INNSBRUCK Storage Unit/w.Door						256,10
1980-S	MOSCOW Swivel Chair, red						123,30
1984-W	SARAJEVO Whiteboard, blue						974,80
1988-S	SEOUL Guest Chair, red						125,10
1988-W	CALGARY Whiteboard, yellow						974,80
1992-W	ALBERTVILLE Whiteboard, green						974,80
1996-S	ATLANTA Whiteboard, base		906,70	906,70	1,00	906,70	906,70
2000-S	SYDNEY Swivel Chair, green		123,30	123,30	1,00	123,30	123,30
	80214 250MB Disks/2pack		3.600,00	3.600,00	360,00	10,00	
	80215 250MB Disks/4pack						4,60
	80208 Advanced Mouse		147,00	147,00	70,00	2,10	2,10

**All Input Data for every above created report are different types of entries !!!!!!!!!**