


# Dimensions

J.Skorkovský, KPH

# Values

**Financial Management**


- General Ledger
- Cash Management
- Receivables
- Payables
- Fixed Assets
- Inventory
- Setup
  - General Ledger Setup
  - Accounting Periods
  - No. Series
  - Posting Groups
  - VAT Posting Group
  - Trail Codes
  - Dimensions**
  - Dimension Combinations
  - Default Dimension Priorities



**Dimensions**

Code	Name	Code Caption	Filter Caption	Description
AREA	Area	Area Code	Area Filter	
BUSINESSGROUP	Business Group	Businessgroup Code	Businessgroup Filter	
CUSTOMERGROUP	Customer Group	Customergroup Code	Customergroup Filter	
DEPARTMENT	Department	Department Code	Department Filter	
PROJECT	Project	Project Code	Project Filter	
PURCHASER	Purchaser	Purchaser Code	Purchaser Filter	
SALESCAMPAIGN	Sales campaign	Salescampaign Code	Salescampaign Filter	
SALESPERSON	Salesperson	Salesperson Code	Salesperson Filter	

Dimension ▾ Functions ▾ nápověda



**AREA Area - Dimension Values**

Code	Name	Dimension Valu...	Totaling
10	<b>Europe</b>	Begin-Total	
20	<b>Europe North</b>	Begin-Total	
30	Europe North (EU)	Standard	
40	Europe North (Non EU)	Standard	
45	<b>Europe North, Total</b>	End-Total	20..45
50	Europe South	Standard	
55	<b>Europe, Total</b>	End-Total	10..55
60	<b>America</b>	Begin-Total	
70	America North	Standard	
80	America South	Standard	
85	<b>America, Total</b>	End-Total	60..85

Functions ▾ nápověda

# Customer- dimensions

The image shows two SAP interface windows. The top window is the 'Customer Card' for '10000 The Cannon Group PLC'. It has tabs for General, Communication, Invoicing, Payments, Shipping, and Foreign Trade. The 'General' tab is active, showing fields for No. (10000), Name (The Cannon Group PLC), Address (192 Market Square), Post Code/City (B27 4KT, Birmingham), Country/Region Code (GB), and Contact (Mr. Andy Teal). A context menu is open over the 'Dimensions' field, listing various options like 'List', 'Ledger Entries', 'Sales History', and 'Dimensions' (which is highlighted with a black box). The bottom window is 'Customer 10000 - Default Dimensions', which displays a table of dimension values.

Dimension Code	Dimension Value Code	Value Posting
▶ AREA	30	Code Mandatory
CUSTOM...	MEDIUM	Same Code
DEPART...	SALES	

# Sales Order

General Invoicing Shipping Foreign Trade E-Commerce Prepayment

No. . . . . 2001 [edit] Posting Date . . . . . 18.01.12  
Sell-to Customer No. . . . . 10000 [up] Order Date . . . . . 18.01.12  
Sell-to Contact No. . . . . CT000001 [up] Document Date . . . . . 18.01.12  
Sell-to Customer Name . . . . . The Cannon Group PLC Requested Delivery Date . . . . .  
Sell-to Address . . . . . 192 Market Square Promised Delivery Date . . . . .  
Sell-to Address 2 . . . . . Quote No. . . . .  
Sell-to Post Code/City . . . . . B27 4KT [up] Birmingham [up] External Document No. . . . .  
Sell-to Contact . . . . . Mr. Andy Teal Salesperson Code . . . . . PS [up]  
No. of Archived Versions. . . . . 0 Campaign No. . . . . [up]  
Opportunity No. . . . . [up]  
Responsibility Center . . . . . BIRMINGHAM [up]  
Assigned User ID . . . . . [up]  
Status . . . . . Open

Customer Information  
Sell-to Customer [edit]  
• Ship-to Addresses (2)  
• Contacts (5)  
• Sales History  
Bill-to Customer  
• Avail. Credit -46 131

Type	No.	Description	Location Code	Quantity	Reserved Quantity	Unit of Measu...	Unit Price Excl. VAT	Line Amount Excl. VAT	Line Disco..
▶ Item	LS-MAN-10	Manual for Loudspeakers	WHITE	4		PCS			

Item Information  
• Item Card [edit]  
• Availability (75)  
• Substitutions (0)

Order [dropdown] Line [dropdown] Functions [dropdown] Posting [dropdown] Print [dropdown] Nápověda

Sales Header Order 2001 - Document ...

Dimension Code	Dimension ...
AREA	30
CUSTOMERGROUP	MEDIUM
DEPARTMENT	SALES
▶ SALESPERSON	PS

Nápověda

# Customer Ledger Entries

The screenshot displays the SAP Customer Ledger Entries interface. The main window shows a table of ledger entries for customer 10000. The entry for 31.12.11 Invoice 00-9 is highlighted with a red box. A dialog box titled 'Cust. Ledger Entry 2463 - Ledger Entry Dimensi...' is open, showing dimension codes and values. The 'Entry' button in the dialog is also highlighted with a red box.

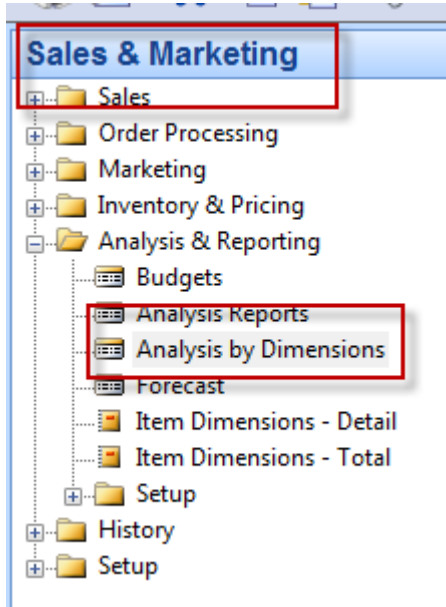
Posting Date	Document Type	Document No.	Customer No.	Description	Original Amount	Amount	Remaining Amount	Due Date	Open	Pmt. Discount Date	Pmt. Disc. Tolerance
31.12.11	Invoice	00-1	10000	Opening Entries, Customers	25 389,25	25 389,25	0,00	01.01.12		08.01.12	08.01.12
31.12.11	Invoice	00-11	10000	Opening Entries, Customers	63 473,13	63 473,13	63 473,13	31.01.12	✓	08.01.12	08.01.12
31.12.11	Invoice	00-16	10000	Opening Entries, Customers	33 852,35	33 852,35	33 852,35	31.01.12	✓	08.01.12	08.01.12
31.12.11	Invoice	00-3	10000	Opening Entries, Customers	50 778,50	50 778,50	0,00	05.01.12		08.01.12	08.01.12
31.12.11	Invoice	00-6	10000	Opening Entries, Customers	67 704,67	67 704,67	0,00	09.01.12		08.01.12	08.01.12
31.12.11	Invoice	00-9	10000	Opening Entries, Customers	50 778,50	50 778,50	50 778,50	31.01.12	✓	08.01.12	08.01.12

Dimension Code	Dimension Value Code
AREA	30
CUSTOMERGROUP	MEDIUM
DEPARTMENT	SALES
SALESPERSON	PS

Entry Functions Navigate

Nápověda

# Analysis by dimensions I.



DEFAULT - Sales Analysis by Dimensions

General Filters Options

Analysis View Code . . . DEFAULT      Show Value As . . . . . Sales Amount

Show as Lines . . . . . AREA

Show as Columns . . . . . Period

Code	Name	Total Qua...	Total Sales A...	01.11.11	01.12.11	01.01.12	01.02.12	01.03.12
<b>10</b>	<b>Europe</b>							
<b>20</b>	<b>Europe North</b>							
30	Europe North (EU)	-240	45 537,18		1 596,50	27 201,72		
40	Europe North (Non EU)	-24	17 080,83			17 080,83		
<b>45</b>	<b>Europe North, Total</b>	<b>-264</b>	<b>62 618,01</b>		<b>1 596,50</b>	<b>44 282,55</b>		
50	Europe South							
<b>55</b>	<b>Europe, Total</b>	<b>-264</b>	<b>62 618,01</b>		<b>1 596,50</b>	<b>44 282,55</b>		
<b>60</b>	<b>America</b>							
70	America North	-16	1 499,02			1 499,02		
80	America South							
<b>85</b>	<b>America, Total</b>	<b>-16</b>	<b>1 499,02</b>			<b>1 499,02</b>		

1 7 31 3 12      Functions      Nápověda

# Analysis by dimensions II.

DEFAULT - Sales Analysis by Dimensions

General Filters Options

Analysis View Code . . . DEFAULT ↑ Show Value As . . . . . Sales Amount ▼

Show as Lines . . . CUSTOMERG... ↑

Show as Columns . . . SALESPERSON ↑

Code	Name	Total Qua...	Total Sales A...	JR	LM	MD	PS	
INSTITU...	Institution							
INTERC...	Intercompany Customers							
LARGE	Large Business	-21	1 671,68	1 499,02			172,66	
MEDIUM	Medium Business	-93	23 902,80	4 300,82			19 601,98	
PRIVATE	Private							
▶ SMALL	Small Business	-42	20 207,09	20 207,09				

The screenshot shows a software window titled "DEFAULT - Sales Analysis by Dimensions". It has three tabs: "General", "Filters", and "Options". Under "General", there are several settings: "Analysis View Code" set to "DEFAULT", "Show Value As" set to "Sales Amount", "Show as Lines" set to "CUSTOMERG...", and "Show as Columns" set to "SALESPERSON". Below these settings is a table with columns for "Code", "Name", "Total Qua...", "Total Sales A...", "JR", "LM", "MD", "PS", and an empty column. The table lists categories like "Institution", "Intercompany Customers", "Large Business", "Medium Business", "Private", and "Small Business". The "Small Business" row is expanded, showing a value of "20 207,09" in the "JR" column. Red arrows point from the "CUSTOMERG..." and "SALESPERSON" dropdowns to the "JR" column header and the "20 207,09" value, respectively.

# Analysis View Entries

Sales DEFAULT Default analysis view - Analysis View Entries

Item Ledger Entry Type	Entry Type	Item No.	Location Code	Area Code	Customer Code	Salesperson Code	Posting Date	Sales Amount (Actual)	Sales Amount (Expected)	Cost Amount (Actual)	Cost Amount (Expected)	Cost Am (Non-Inv)
▶ Sale	Direct Cost	70011	RED	30	SMALL	JR	09.01.12	0,00	61,46	0,00	-36,90	
Sale	Direct Cost	70011	RED	30	SMALL	JR	18.01.12	61,45	-61,46	-36,90	36,90	
Sale	Direct Cost	70060	RED	30	SMALL	JR	23.01.12	0,00	10,48	0,00	-6,37	
Sale	Direct Cost	70102	RED	30	SMALL	JR	23.01.12	0,00	2,70	0,00	-1,40	
Sale	Direct Cost	1896-S	RED	30	SMALL	JR	23.01.12	0,00	616,93	0,00	-481,27	
Sale	Direct Cost	1900-S	GREEN	30	SMALL	JR	13.01.12	0,00	750,60	0,00	-585,00	
Sale	Direct Cost	1900-S	GREEN	30	SMALL	JR	14.01.12	750,60	-750,60	-555,75	585,00	
Sale	Direct Cost	1908-S	RED	30	SMALL	JR	23.01.12	0,00	117,13	0,00	-91,30	