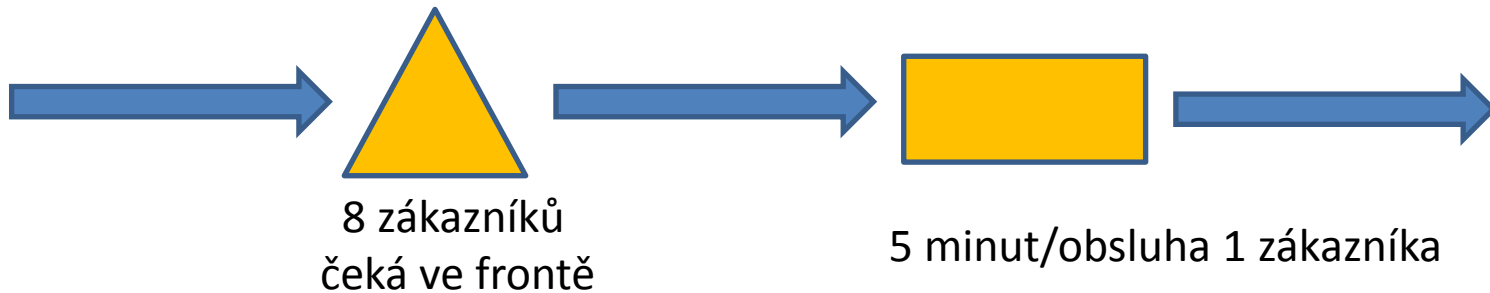


Little's law basics-1st part

Běžná situace, kterou je potřeba řešit

- 30 zákazníků/hodina – (max kapacita provozovny)
- 8 zákazníků čeká ve frontě (nárazník)
- 5 minut trvá doba obsluhy jednoho zákazníka



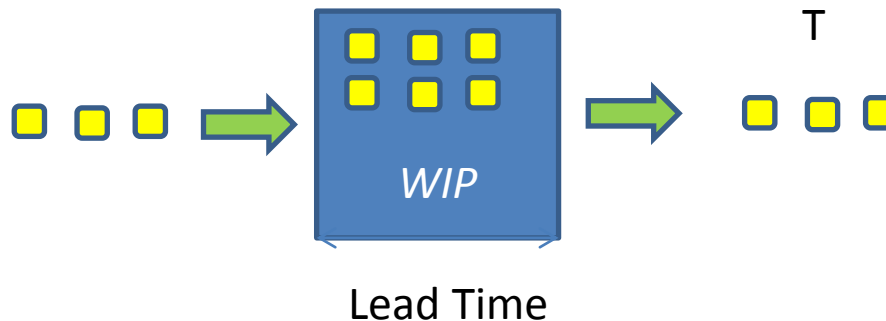
- Potřeba odstranit všechny časy, které nepřinášejí hodnotu
- 1 obslužné místo=12 zákazníků za hodinu, takže pro 30 zákazníků /hodinu je potřeba kapacita 2,5 obslužného místa
-

Otázky

- Jak dlouho průměrně čeká zákazník ve frontě ?
- Kolik průměrně lidí může být naráz obslouženo ?
- Kolik zákazníků je v provozovně v jenom okamžiku (jak čekající, tak ti, které personál obsluhuje) ?
- Jaká je průměrná doba „průstupu“ (průtoku) zákazníka provozovnou (čekání i obsluha)
- **Zjednodušující podmínky**
 - „Vstupní tok“ (průměr) = „Výstupní tok“ (průměr)
 - Díky průměrování **neuvažujeme fluktuace** (viz hody mincí)

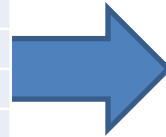
Klíčová měřítka (proměnné)

- Lead Time =LT (jak dlouho trvá celý proces)
- Inventory = **WIP** (kolik jednotek je v procesu= nedokončená výroba-**W**ork **I**n **P**rogress)
- **Throughput Rate =T** (počet zákazníků/jednotka času) – někdy *Flow Time* nebo *Flow Rate* – např. 30/hod
- **Cycle Time** = čas/jednotka = počet minut /zákazník nebo počet hodin/výrobek = **CT** = (někdy se tomu říká TAKT TIME) - např- 5 minut/1 zákazník
- **CT= 1/T=1/ FT, kde FT = Flow Time**
- Tyto měřítka jsou propojena Littlovým zákonem **WIP=T x CT =T/FT** (někdy je T označováno jako TH)
-
- Příklad 1 : **T= 30** výrobků/hod, výroba jednoho výrobku trvá 0,5 hodiny (0,5 hod/výrobek=CT).
- Otázka : kolik je WIP ?
- Odpověď : **WIP =30*0,5=15** výrobků
- Příklad 2 : **T=30** zákazníků/hod, obsluha jednoho je 5 minut, **WIP=(30/60) *(5/1)=30/12=2,5**



Řešení | (home study)

Proces	WIP	T (Zák/hod)	LT
Buffer	8	30	
Obsluha		30	5
Celkem		30	



Proces	WIP	T (Zák/hod)	CT (min/Zák)	LT
Buffer	8	30	0,5	
Obsluha		30	0,5	5
Celkem		30	0,5	

$$\text{WIP} = T \times \text{LT} \text{ (třetí sloupec je kvůli jednotkám)}$$

$$\text{LT} = \text{WIP} / T \text{ (třetí sloupec je kvůli jednotkám)}$$

Proces	WIP	T (Zák/hod)	CT (min/Zák)	Lead Time
Buffer	8	30	0,5	
Obsluha	2,5	30	0,5	5
Celkem	10,5	30	0,5	

Proces	WIP	T (Zák/hod)	CT (/min/Zák)	Lead Time
Buffer	8	30	0,5	16
Obsluha	2,5	30	0,5	5
Celkem	10,5	30	0,5	21

Zadání (z předchozích snímků)

30 zákazníků/hodina – (max kapacita provozovny) = Throughput Rate = **T**

8 zákazníků čeká ve frontě (nárazník) = **WIP**

5 minut trvá doba obsluhy **jednoho** zákazníka = CT (Cycle Time)

$2,5 = T \times \text{LT} = ((30/60) * 5) = (3 * 5) / 6$, $10,5 = 8,0 + 2,5$ a dále pak

$\text{LT} = 16 = \text{WIP} / T = 8 / (3/6) = (8 * 6) / 3 = 58 / 3 = 16$ a $5 = (2,5 * (3/6)) = 2,5 * 6 / 3 = 15 / 3$

Otázky

- Jak dlouho průměrně čeká zákazník ve frontě ?
- **Odpověď = 16**
- Kolik průměrně lidí může být naráz obslouženo ?
- **Odpověď = 2,5**
- Kolik zákazníků je v provozovně v jenom okamžiku (jak čekající tak ty, které personál obsluhuje) ?
- **Odpověď = 10,5**
- Jaká je průměrná doba „průstupu“ zákazníka provozovnou (čekání i obsluha) ?
- **Odpověď = 21 minut**

Takt time (process capacity)= Cycle Time

Throughput Rate: kolik jednotek (výrobků) může linka vyrobit za určitý časový úsek

Takt Time : inverzní hodnota k **Flow Time** (což je jiný název pro **T**)

nebo také čas výroby jednoho ks výrobku na stroji – viz žluté Obdélníčky, který je úzkým místem bottleneck) – v našem případě stroj s časem 30, **protože to trvá nejdéle !!!!**



Takt Time = celkový dostupný čas, který je k dispozici/ zákaznický požadavek

Příklad : Požadavek 100 výrobků, 1 směna denně, 8 hodin směna, 5 dní v týdnů

Dostupný čas : $1 \times 8 \times 5 = 40$ hod a požadavek je 100 , takže $TT = 0,4$ hod $= 40/100 = 24$ minut a $\text{Throughput Rate} = 1/\text{Takt Time} = 1/0,4 = 2,5$ výrobku/hod

Little's law-2nd part

Skorkovský ,KPH,ESF.MU

Based on resource : Factory Physics (Hopp and Spearman)

Little's law - definition (formula)

- Fundamental relationships among :
 - WIP (Work In Process)
 - Cycle Time (CT)
 - Throughput (T or sometimes TH)
- Formula

$$WIP = TH \times CT$$

- Can be applied to :
 - Single machine station
 - Complex production line
 - Entire plant

Relationships among these variables will serve to se clearly precise (quantitative) description of behaviour of the single production line . It helps user to use a given scale to benchmark actual production systems

Definition of basic parameters

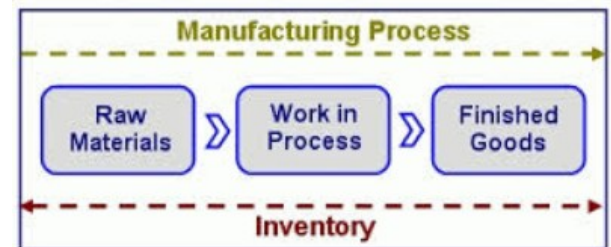
- **Throughput (Throughput rate, TH)** : production per unit time that is sold (see TOC definition)
- If **TH** is measured in cost dollars rather than in prices, it is typically called :

Cost of good sold (COGS)

- **Upper limit** of TH in production process is capacity
- If you release more raw material above capacity of the line (machine), **system become unstable** → **WIP goes up !!**

Definition of basic parameters

- **WIP (Work In Process)** : inventory between start and end points of the product routing
- **WIP** can be used as one parameter to calculate (measure) an **efficiency**
- **Efficiency** can be defined as **Turnover Ratio** = TH / FGI for warehouses or $TH / (FGI + WIP)$ for production plants where **FGI**=Finished goods inventory
- **WIP** : inventory still in line
- **FGI** : inventory waiting for dispatch (shipping)



Definition of basic parameters

- **CT (Cycle Time or so called Throughput Rate)** : average time from release of the job of the beginning of the routing until it reaches an inventory point at the end of the routing or time that part spends as a WIP.
- **LT (Lead Time)** : managerial constant used for planning of production
- **Service Level** (especially for MTO lines, where plant have to satisfy orders with specific due dates) :

Service level $P\{\text{Cycle time} \leq \text{Lead Time}\}$

Definition of basic parameters

Utilization $U(x)$ = Arrival rate / Effective production rate

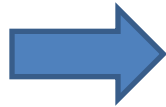
- Where
 - **Arrival Rate = r** = amount of parts arriving to workstation per time unit
 - **Effective production time** is maximum average rate at which the workstation can process parts (considering effects of failures, setup times and so on)
- Bottleneck rate (see TOC)
 - r_b = rate (parts per unit time or jobs per unit time) of workstation having the **highest long term utilization**

Definition of basic parameters


- T_0 = Row process time of the line is the sum of the long-term average process time of each workstation in the line (single job entering empty line from starting point to the ending one)



7, 8, 9, 7, 6, 10
7,83



5.3. 4. 5. 6. 8



9, 8, 4, 5, 5, 6
6,1

$$19,16 = 7,83 + 5,16 + 6,1$$

Definition of basic parameters

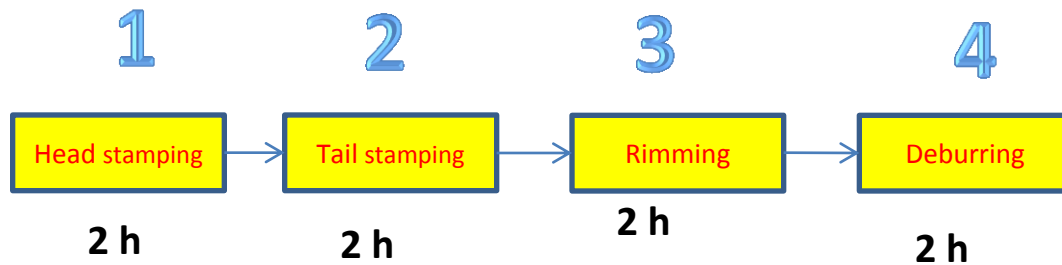
- **Critical WIP** (W_0) of the line is the WIP level for which a line with given values of r_b (bottleneck rate) and T_0 achieves **maximum throughput** (r_b) with minimum cycle time (which is in this case T_0)

$$W_0 = r_b \times T_0$$
$$WIP = TH \times CT$$

Poznámka vyučujícího : problém s reprezentací algoritmu je např. ten, že v různé literatuře se využívá jiné označení proměnných. Principy jsou samozřejmě identické.

Use of defined parameters (home study)

- Simple production line that makes giant one-cent pieces
- It is as a model very with unrealistic assumption because process times are deterministic (no waiting times after every operation and no queue times before any other operation, 24 hours /day an unlimited market) → balanced line
- An interesting question: garden of bottleneck → half part per hour=0,5)

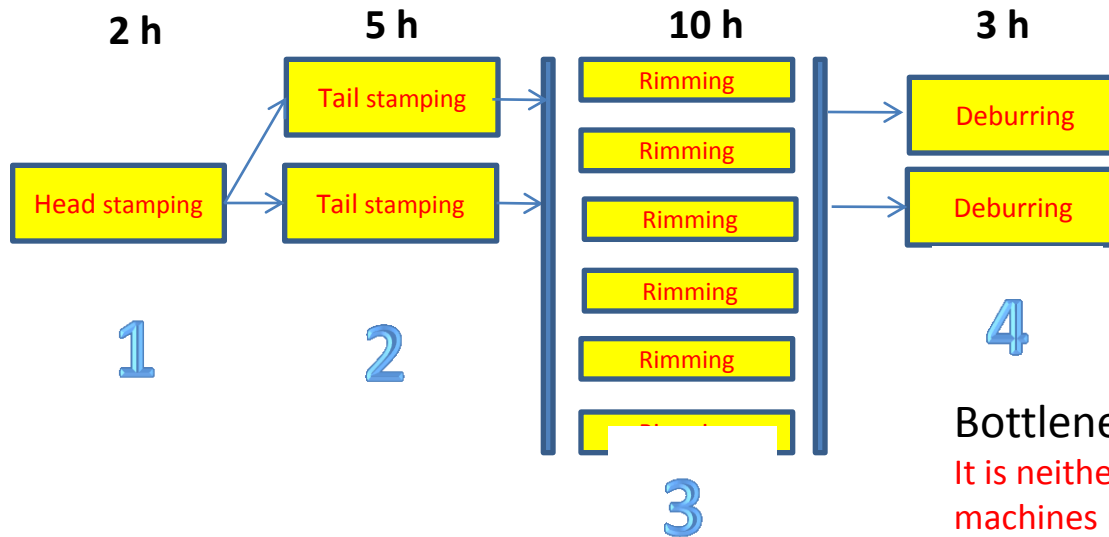


rb = bottleneck rate (parts per unit time or jobs per unit time) of workstation having the highest long term utilization = 0.5 penny per hour, which means 24 hour x 0.5=12 pennies /day

T₀ = Row process time of the line is the sum of the long-term average process time of each workstation in the line = 8 hours=2+2+2+2=8

Critical **WIP (W₀)** of the line is the WIP level for which a line with given values of **rb** and **T₀** achieves maximum throughput (**r_b**) with minimum cycle time (which is in this case **T₀**) = **rb x T₀** = 0.5 x 8 = 4 pennies

Use of defined parameters (home study)



Bottleneck= **rb = 0,4**

It is neither the station that contains the slowest machines nor the one with fewest machines !!!

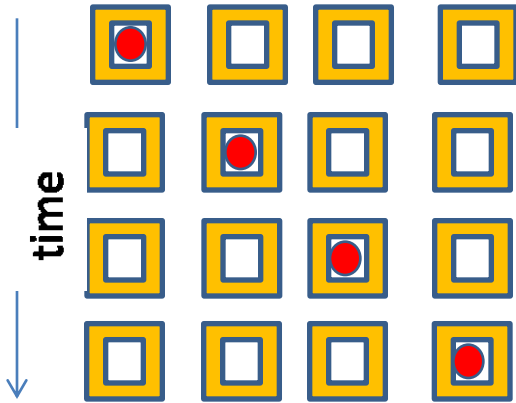
Station number	Number of machines	Process time (hours)	Station capacity (jobs per hour)
1	1	2	$0.5=(1/2)*1$
2	2	5	$0.4=(1/5)*2$
3	6	10	$0.6=(1/10)*6$
4	2	3	$0.67=(1/3)*2$

T_0 = Row process time of the line = $2+5+10+3 = 20$ and

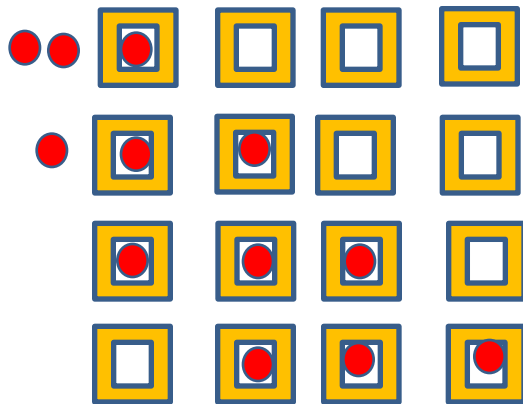
Critical **WIP(W_0)** = $rb \times T_0 = 0.4 \times 20 = 8$ pennies < number of machines (11). This is because system is not balanced. Not balanced line is the line where some stations are not fully utilized !!!

Best case performance I (home study)

WIP=1, Total cycle time = $T_o=8=CT$,
Throughput= $1/8=part/hour=rb/4=0,125$,
 Bottleneck rate = $rb=0,5=4*0,125$

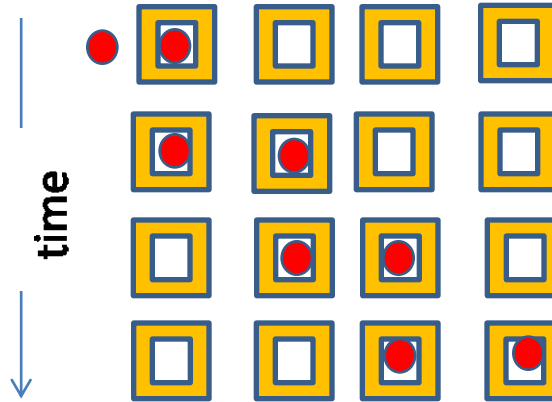


WIP=3

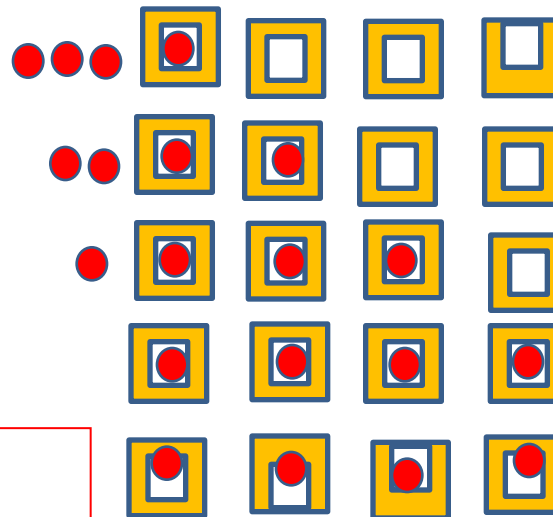


WIP=3, Total cycle time = $T_o=8=CT$,
Throughput= $WIP/CT=WIP/T_o=3/8=part/hour$
 = $0,375$, což je 75 % of rb where bottleneck rate = $rb=0,5$

WIP=2, Total cycle time = $T_o=8=CT$
Throughput= $WIP/CT=WIP/T_o=2/8=part/hour=rb/2=0,250$, což je
 50 % of rb where bottleneck rate = $rb=0,5$



WIP=4



t=0

t=2

t=4

t=6

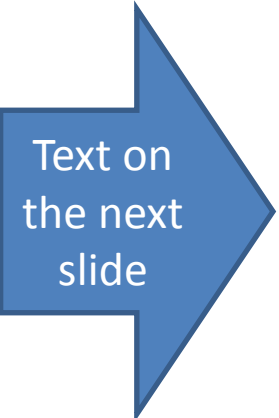
t=1

t=2

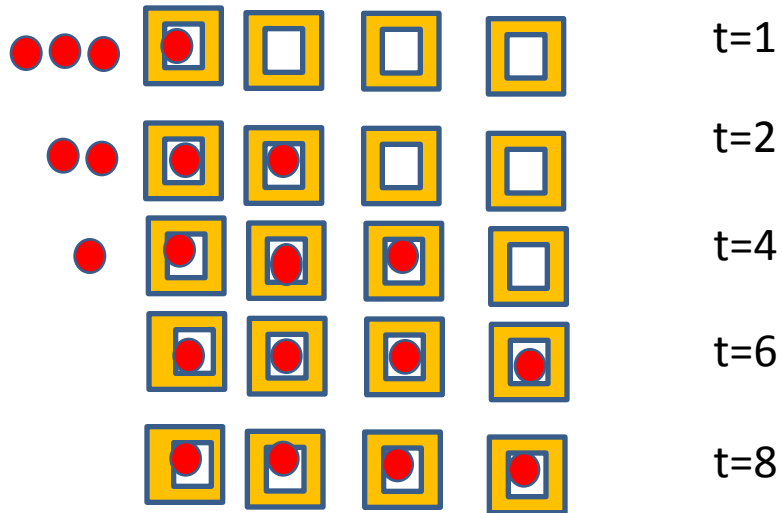
t=4

t=6

t=8



Best case performance II (home study)



WIP=4

T_o = Row process time of the line is the sum of the long-term average process time of each workstation in the line (single job entering empty line from starting point to the ending one)

All stations stay busy all the time. Because no waiting so $T_o=8$ h., $rb=0,5$.
So minimum value of T_o and maximum value of rb (throughput) is achieved only if WIP is set to critical value !

Critical **WIP (W_o)** of the line is the WIP level, for which a line with given values of rb and T_o achieves maximum throughput (rb) with minimum cycle time (which is in this case T_o), so **WIP (W_o) = $rb \times T_o = 0.5 \times 8 = 4$ pennies-** on the next slide see red line

Best case performance III (home study)

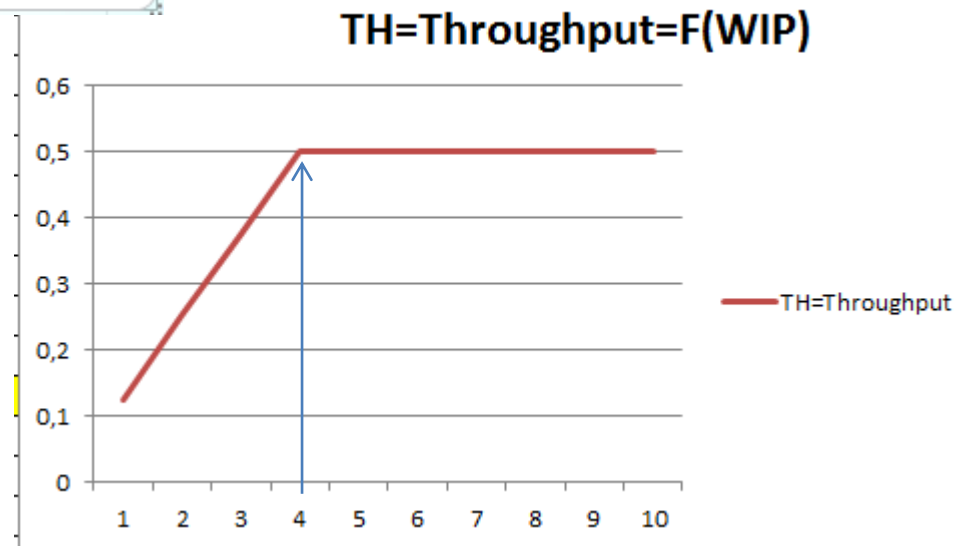
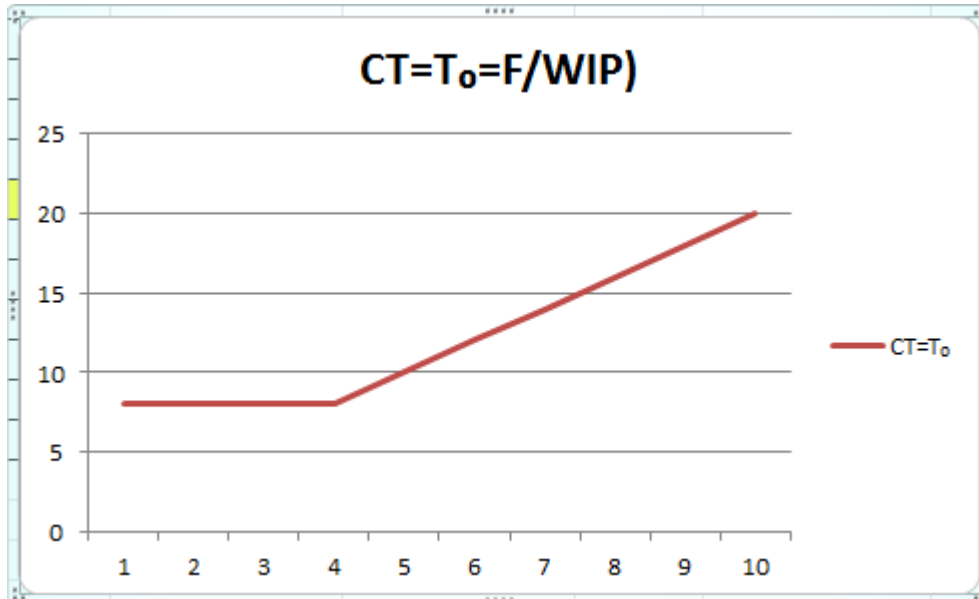
Table 1.

Parameters :	100 % rb=0,5			
WIP	CT=T _o	% T _o	TH=Throughput	% rb
1	8	100	0,125=1/8	25
2	8	100	0,25=2/8	50
3	8	100	0,375=3/8	75
4	8	100	0,5=4/8	100
5	10	125	0,5=5/10	100
6	12	150	0,5=6/12	100
7	14	175	0,5=7/14	100
8	16	200	0,5=8/16	100
9	18	225	0,5=9/18	100
10	20	250	0,5=10/20	100

20 hours = 12 hours waiting before line and 8 hours processing
 All machines remains busy so rb=0,5 (2 hours per processing one penny)
 $\% T_o = (CT / T_o) * 100$, so e.g. $250 = (20 / 8) * 100$
 $\% rb = ((WIP / T_o) / 0,5) * 100$, where rb=0,5

Explanation : Max rb=0,5 so if WIP=5, then $T_o = 5 / 0,5 = 10$,
 If WIP=6, then $T_o = 6 / 0,5 = 6 / (5 / 10) = 12$ and so on

Best case performance IV



Conclusion

- Close examination of Table 1 reveals fundamental relationship among WIP, CT and TH (throughput)
- At every WIP level WIP is equal to the product of TH and CT (cycle time)
- This relation is known as Little's law.
- **WIP=TH * CT**
- *Source : Factory Physics, Wallace J Hopp and Mark L. Spearman ; ISBN 13: 978-1-57766-739-1 or ISBN 10 :1-57766-739-5*
- <http://www.factoryphysics.com/principle/littleslaw.htm>

Example 1 (home study)

- **Estimating Waiting Times:** If are in a grocery queue behind 10 persons and estimate that the clerk is taking around 5 minutes/per customer, we can calculate that it will take us 50 minutes (10 persons x 5 minutes/person) to start service.
- This is essentially **Little's law**. We take the number of persons in the queue (10) as the "inventory".
- The inverse of the average time per customer (1/5 customers/minute) provides us the rate of service or the throughput.
- Finally, we obtain the waiting time as equal to number of persons in the queue divided by the processing rate $10/(1/5) = 50$ minutes).

Example 2 (home study)

- **Planned Inventory Time:** Suppose a product is scheduled so that we expect it to wait for 2 days in finished goods inventory before shipping to the customer. This two days is called **planned inventory time** and is sometimes used as protection against system variability to ensure high delivery service. Using Little's law the total amount of inventory in finished goods can be computed as :
- **FGI = throughput × planned inventory time**

Youtube examples (6 minutes)

- <http://www.youtube.com/watch?v=VU8TUSnQ-vw>
- <http://www.youtube.com/watch?v=rtGihR-bm-U>