

Introduction to MS Dynamics

NAV IX. [\(Transfers Orders\)](#)

Ing.J.Skorkovský,CSc.

MASARYK UNIVERSITY BRNO, Czech Republic
Faculty of economics and business administration
Department of corporate economy

Layout of the show

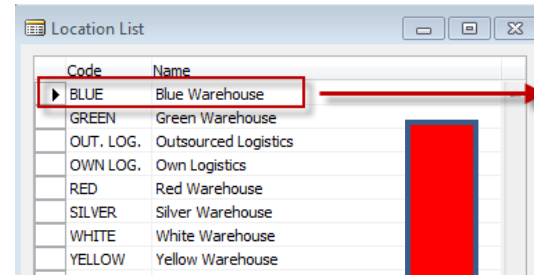
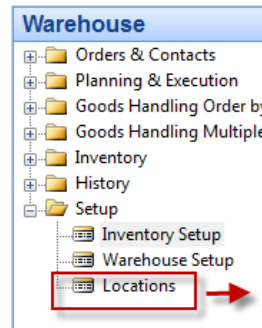
- First set of slides are showing basic logic
- For the first part of the show classic NAV 2009 is used
- At the end Transfer order is concisely presented in new 3-tier ERP system MS Dynamics NAV 2016W1

Transfers and locations

- Benefits
 - Direct control of transfers : where (locations)do we have what (items) at any moment..
 - Responsibility of workers in warehouse (Pickers and Pullers)
 - Responsibility of drivers
 - Setup enables item tracking (batches, lots)
 - Better calculation of transport times due to specification of inbound and outbound handling times as well as time of delivery depending on setup of shipping agent services

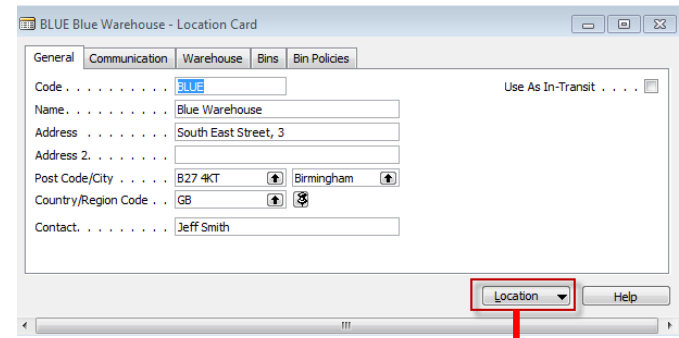
Locations and bins I.

Storage hall (Location)



Storage zone

Bin



See bins on the next slide

Location White and its bins

Location WHITE Item LS-75 - Bin Content

Bin Code	Bin Type Code	Zone Code	Bin Ranking	Fixed	Default	Item No.	Quantity
S-01-0001			0	✓	✓	LS-75	0
▶ W-01-0001	PUTPICK	PICK	100	✓		LS-75	4
W-01-0002	PUTPICK	PICK	90	✓		LS-75	0
W-05-0001	PUT AWAY	BULK	60			LS-75	12
W-05-0010	PUT AWAY	BULK	50	✓		LS-75	0
W-05-0011	PUT AWAY	BULK	50	✓		LS-75	0
W-09-0001	SHIP	SHIP	200			LS-75	10

Location WHITE - Bins

Code	Description	Empty
▶ W-01-0001		<input type="checkbox"/>
W-01-0002		<input checked="" type="checkbox"/>
W-01-0003		<input checked="" type="checkbox"/>
W-02-0001		
W-02-0002		<input checked="" type="checkbox"/>
W-02-0003		
W-03-0001		

Bin Help

WHITE White Warehouse - Location Card

General Communication Warehouse Bins Bin Policies

Code WHITE Use As In-Transit

Name White Warehouse

Address Merrily Grove Avenue 6, 2

Address 2

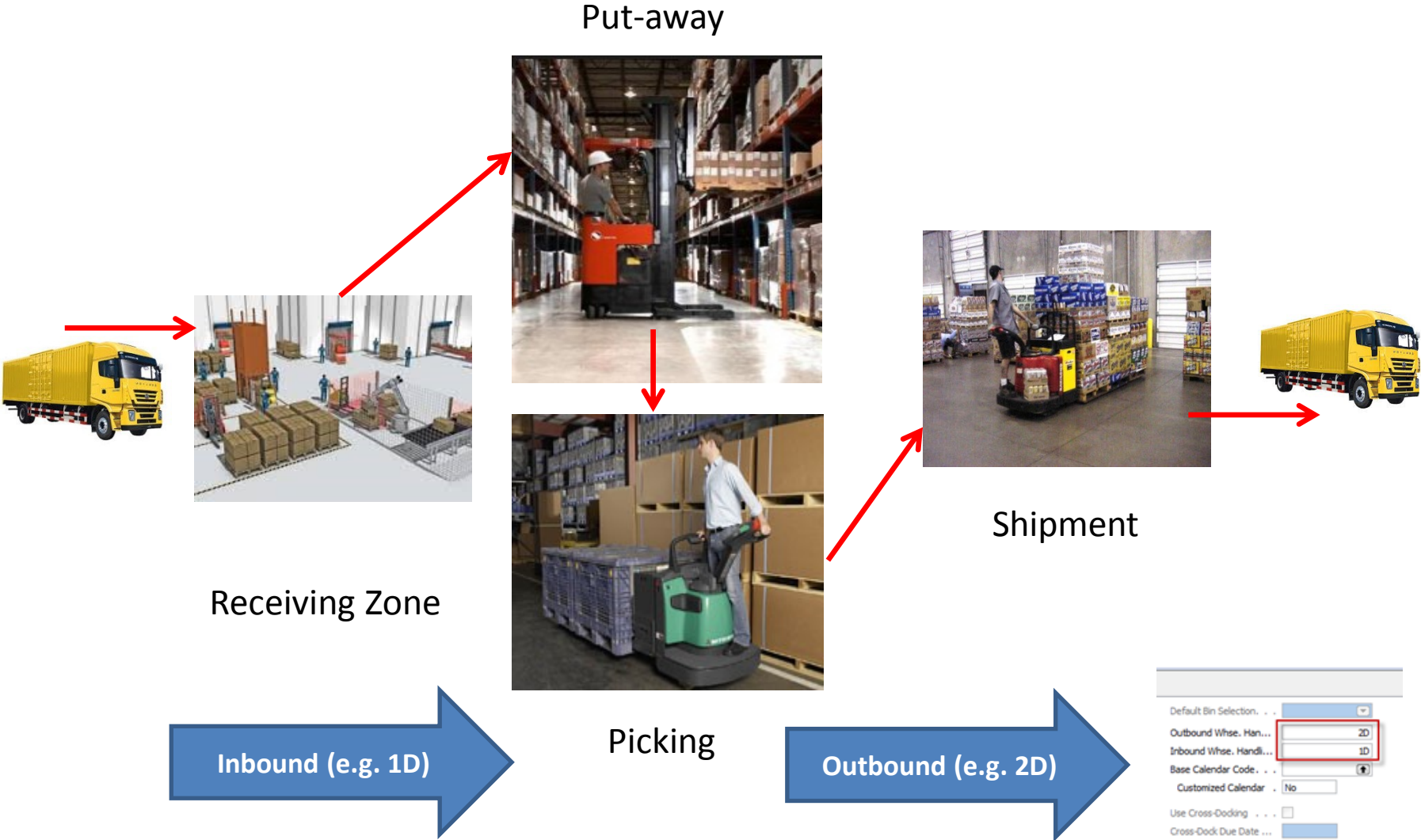
Post Code/City WC1 2GS West End Lane

Country/Region Code GB

Contact

Location Help

Basic warehouse movements



Locations and basic setup shipment

General Communication Warehouse Bins Bin Policies

Code BLUE

Name Blue Warehouse

Address South East Street, 3

Address 2

Post Code/City B27 4KT Birmingham

Country/Region Code . . GB

Contact Jeff Smith

Use As In-Transit



General Communication Warehouse Bins Bin Policies

Require Receive.

Require Shipment

Require Put-away

Use Put-away Worksheet

Require Pick.

Bin Mandatory

Directed Put-away an...

Use ADCS.

Default Bin Selection. . . .

Outbound Whse. Han...

Inbound Whse. Handli...


Base Calendar Code. . . .

Customized Calendar . . . No

Use Cross-Docking

Cross-Dock Due Date ...

- ### Sales & Marketing
- Quotes
 - Orders
 - Blanket Orders
 - Return Orders
 - Invoices
 - Credit Memos
 - Approval Entries
 - Approval Request Entries
 - Order Planning
 - Production Schedule
 - BizTalk Sales Documents
 - Reports
 - Documents
 - Setup
 - Item Charges
 - Payment Terms
 - Payment Methods
 - Customer Price Groups
 - Customer Disc. Groups
 - Standard Sales Codes
 - Item Discount Groups
 - Shipment Methods
 - Shipping Agents



Setup shipment (either from Customer Card, Tab=Shipping or from Sales and Marketing Setup)

Shipment methods

Code	Description
▶ CFR	Cost and Freight
CIF	Cost Insurance and Freight
CIP	Carriage and Insurance Paid
CPT	Carriage Paid to
DAF	Delivered at Frontier
DDP	Delivered Duty Paid
DDU	Delivered Duty Unpaid
DELIVERY	DELIVERY
DEQ	Delivered ex Quay
DES	Delivered ex Ship
EXW	Ex Warehouse
FAS	Free Alongside Ship
FCA	Free Carrier
FOB	Free on Board
PICKUP	Pickup at Location



Shipment agents

Code	Name	Internet Address
DHL	DHL Systems, Inc.	www.dhl.com/track/track.post-track?a...
▶ FEDEX	Federal Express Corporation	www.fedex.com/cgi-bin/track_it?trk_n...
OWN LOG.	Own Logistics	
UPS	United Parcel Service of America, Inc.	wwwapps.ups.com/tracking/tracking.c...

Line ▼ Help



Agent services and Transfer routes

		Agent services		
Code	Description	Shipping Time	Base Calendar Code	Customized Calendar
NEXT DAY	Next day delivery		1D	No
STANDARD	Standard delivery		2D	No

Warehouse

- Orders & Contacts
- Planning & Execution
 - Items
 - Nonstock Items
 - Stockkeeping Units
 - Transfer Orders
 - Bin Contents
 - Create Invt. Put-away/Pick
 - Receipts
 - Shipments
 - Released Prod. Orders
 - Put-away Worksheets
 - Pick Worksheets
 - Movement Worksheets
 - Item Reclass. Journals
 - Reports
 - Documents
 - Setup Inventory
 - Product Groups
 - Item Tracking Codes
 - Nonstock Item Setup
 - Transfer Routes

Options

Show In-Transit Code ▼

Show Transfer-to Name .

Transfer Routes

Transfer-...	Transfer-from Name	BLUE	GREEN	RED	SILVER	WHITE	YELLOW
BLUE	Blue Warehouse			OUT. LOG.		OWN LOG.	OUT. LOG.
GREEN	Green Warehouse			OWN LOG.		OWN LOG.	OWN LOG.
RED	Red Warehouse	OUT. LOG.					
▶ SILVER	Silver Warehouse						
WHITE	White Warehouse			OWN LOG.			
YELLOW	Yellow Warehouse						

Transfer order



Red Location



Blue Location

1906-S ATHENS Mobile Pedestal - Item Card

General	Invoicing	Replenishment	Planning	Foreign Trade	Item Tracking	E-Commerce	Warehouse
No.	1906-S						
Description	ATHENS Mobile Pedestal					Search Description . . .	ATHENS MOBILE ...
Base Unit of Measure	PCS					Inventory	254
Bill of Materials	<input type="checkbox"/>					Qty. on Purch. Order . . .	50
Shelf No.	D4					Qty. on Prod. Order . . .	0
Automatic Ext. Texts	<input type="checkbox"/>					Qty. on Component Lines	0
Created From Nonstoc...	<input type="checkbox"/>					Qty. on Sales Order . . .	33
Item Category Code.						Qty. on Service Order . . .	0
Product Group Code.						Service Item Group . . .	
						Blocked	<input type="checkbox"/>
						Last Date Modified . . .	11.12.10

Item Sales Purchases Functions Help



Item by Location (from button Item)

1906-S ATHENS Mobile Pedestal - Items by Location

Options

Show Items in Transit . .

Show Column Name . . .

No.	Description	BLUE	GREEN	RED	SILVER	WHITE	YELLOW
Z100	Lever	0	0	2	0	0	0
1896-S	ATHENS Desk	2	49	11	0	12	160
1900-S	PARIS Guest Chair, black	52	41	46	0	0	160
▶ 1906-S	ATHENS Mobile Pedestal	70	88	56	0	0	0
1908-S	LONDON Swivel Chair, blue	234	57	14	0	0	0
1920-S	ANTWERP Conference Table	31	65	10	0	7	0
1924-W	CHAMONIX Base Storage Unit	1	8	2	0	0	15
1928-S	AMSTERDAM Lamp	149	-19	55	0	0	97
1928-W	ST.MORITZ Storage Unit/Drawers	4	23	-1	0	0	41
1936-S	BERLIN Guest Chair, yellow	46	46	50	0	0	0
1952-W	OSLO Storage Unit/Shelf	9	-1	7	0	0	0
1960-S	ROME Guest Chair, green	145	0	24	0	0	0
1964-S	TOKYO Guest Chair, blue	58	60	29	0	0	0
1964-W	INNSBRUCK Storage Unit/G.Door	16	27	-2	0	0	8
1968-S	MEXICO Swivel Chair, black	235	14	15	0	0	0
1968-W	GRENOBLE Whiteboard, red	0	4	4	0	0	10
1972-S	MUNICH Swivel Chair, yellow	35	-1	-4	0	0	90

Transfer Order

General | Transfer-from | Transfer-to | Foreign Trade

No. 1011

Posting Date 09.09.12

Transfer-from Code . . . RED

Transfer-to Code BLUE

In-Transit Code OUT. LOG.

Department Code SALES

Project Code

Assigned User ID

Status Open

Item No.	Description	Quantity	Reserved Quantity Inbnd.	Reserved Quantity Shipped	Reserved Quantity Outbnd.	Unit of Measure Code	Qty. to Ship	Quantity Shipped	Qty. to Receive	Quantity Received	Shipment Date	Receipt Date
1896-S	ATHENS Desk	1				PCS	1				09.09.12	11.09.12

General | Transfer-from | Transfer-to | Foreign Trade

Transfer-from Name . . . Red Warehouse

Transfer-from Name 2 . . .

Transfer-from Address . Main Ashford Street, 2

Transfer-from Address 2 .

Transfer-from Post Co... TN27 6YD Ashford

Transfer-from Contact . . Carole Poland

Shipment Date 09.09.12

Outbound Whse. Hand...

Shipment Method Code .

Shipping Agent Code . . FEDEX

Shipping Agent Service... NEXT DAY

Shipping Time 1D

Shipping Advice Partial

General | Transfer-from | Transfer-to | Foreign Trade

Transfer-to Name Blue Warehouse

Transfer-to Name 2 . . .

Transfer-to Address . . . South East Street, 3

Transfer-to Address 2 . .

Transfer-to Post Code... B27 4KT Birmingham

Transfer-to Contact . . . Jeff Smith

Receipt Date 11.09.12

Inbound Whse. Handl... 1D

Next day (1 D) + Inbound Whse.Handling Time (1D) = 2D -> 9.9.12 + 2D = 11.9.2012

Posting TO (2 times F9)

Microsoft Dynamics ...

Ship
 Receive

OK Cancel

Item No.	Description	Quantity	Reserved Quantity Inbnd.	Reserved Quantity Shipped	Reserved Quantity Outbnd.	Unit of Measure Code	Qty. to Ship	Quantity Shipped	Qty. to Receive	Quantity Received	Shipment Date	Receipt Date
▶ 1896-S	ATHENS Desk	1				PCS			1	1	09.09.12	11.09.12

Microsoft Dynamics ...

Ship
 Receive

OK Cancel

Item Ledger Entries

26.01.12	Sale	Sales Shipment	102035	1896-S		RED	-1	-1	0	649,40		-481,27
26.01.12	Sale	Sales Shipment	102035	1896-S		RED	-1	-1	0	649,40		-481,27
09.09.12	Transfer	Transfer Shipment	108006	1896-S		RED	-1	-1	0	0,00		-481,27
09.09.12	Transfer	Transfer Shipment	108006	1896-S		OUT. ...	1	1	0	0,00		481,27
09.09.12	Transfer	Transfer Receipt	109003	1896-S		OUT. ...	-1	-1	0	0,00		-481,27
09.09.12	Transfer	Transfer Receipt	109003	1896-S		BLUE	1	1	1	0,00		481,27

The time is same instead of having two dates 9.9.12 and 11.9.12. The reason is as follows : both movement were posted at same date !!

Transfer by use of Item Reclass.Journal

Warehouse

- Inventory
- Planning & Execution
- Setup
- Goods Handling Multiple Orders
- Inventory
 - Item Journals
 - BOM Journals
 - Item Reclass. Journals**
 - Phys. Inventory Journals
 - Revaluation Journals



Batch Name DEFAULT

Posting Date	Document No.	Item No.	Description	Location Code	New Location Code	Quantity	Unit of Measure Code	Applies-to Entry
09.09.12	T01006	1896-S	ATHENS Desk	RED	BLUE	1	PCS	0



Item Ledger Entries

09.09.12	Transfer		T01006	1896-S	RED	-1	-1	0	0,00	-481,27
09.09.12	Transfer		T01006	1896-S	BLUE	1	1	1	0,00	481,27

Transfer Order in NAV 2016W1

- Go to the searching window and find a string Transfer Orders

The screenshot shows the Microsoft Dynamics NAV 2016W1 interface. The main window is titled "Transfer Orders" and displays a list of transfer orders. The search dropdown menu is open, showing a list of search results.

No.	Transfer L. Code	Transfer To Code	In Transit Code	Status	Assigned Date	Actual Date	Shipment Date
001	10001	100	00000000	Open	2016/01/01	2016/01/01	
002	10002	100	00000000	Released	2016/01/01	2016/01/01	
003	10003	100	00000000	Released	2016/01/01	2016/01/01	
004	10004	100	00000000	Released	2016/01/01	2016/01/01	
005	10005	100	00000000	Released	2016/01/01	2016/01/01	
006	10006	100	00000000	Released	2016/01/01	2016/01/01	
007	10007	100	00000000	Released	2016/01/01	2016/01/01	
008	10008	100	00000000	Released	2016/01/01	2016/01/01	
009	10009	100	00000000	Released	2016/01/01	2016/01/01	
010	10010	100	00000000	Released	2016/01/01	2016/01/01	

List of Transfer Orders

Transfer Orders - Microsoft Dynamics NAV

CRONUS International Ltd. ▶ Departments ▶ Purchase ▶ Planning ▶ Transfer Orders

HOME ACTIONS NAVIGATE

New Edit View Delete Release Reopen Post... Post and Print Statistics Dimensions Comments Shipments Receipts Inventory - Inbound Transfer Report

Departments

- ▶ Financial Management
- ▶ Sales & Marketing
- ▲ Purchase
 - Planning
 - Order Processing
 - Inventory & Costing
- ▶ Warehouse
- ▶ Manufacturing
 - Jobs
 - Resource Planning
- ▶ Service
- Human Resources
- ▶ Administration

Transfer Orders

No.	Transfer-f... Code	Transfer-to Code	In-Transit Code	Status	Assigned User ID	Receipt Date	Shipment Date
1001	YELLOW	RED	OWN LOG.	Open		30.1.2019	29.1.2019
1002	BLUE	YELLOW	OUT. LOG.	Released		27.1.2019	24.1.2019
1004	BLUE	WHITE	OWN LOG.	Released		27.1.2019	25.1.2019
1005	GREEN	WHITE	OWN LOG.	Released		27.1.2019	25.1.2019
1006	WHITE	RED	OWN LOG.	Released		27.1.2019	25.1.2019
1007	WHITE	YELLOW	OWN LOG.	Released		27.1.2019	24.1.2019
1008	GREEN	YELLOW	OWN LOG.	Released		27.1.2019	24.1.2019
1009	GREEN	RED	OWN LOG.	Released		26.1.2019	24.1.2019
1010	RED	BLUE	OUT. LOG.	Released		25.1.2019	24.1.2019

Using icon New and Enter key...

New - Transfer Order

HOME ACTIONS NAVIGATE

View Edit New Delete Manage Release Reopen Posting Order Documents Report Send To Show Atta

Statistics Shipments Receipts Inventory - Inbound Transfer Email as Attachment OneNote Notes Links

Dimensions Comments

Transfer Order

General

No.: 1012 Department Code: Project Code: Assigned User ID: Status: Open

Transfer-from Code: Transfer-to Code: In-Transit Code: Posting Date: 1.4.2019

Lines

Functions Line New Find Filter Clear Filter

Item No.	Description	Quantity	Reserved Quantit...	Reserved Quantit...	Reserved Quantit...	Unit of Measur...

Enter Locations From (BLUE) and To (RED)

1012

General	
No.:	1012
Transfer-from Code:	BLUE
Transfer-to Code:	RED
In-Transit Code:	OUT. LOG.
Posting Date:	1.4.2019

In transit code is automatically entered by system due to setup of Transfer Routes, which could be easily found by use of searching window

Transfer Routes Matrix

Trans... Code	Transfer-from Name	BLUE	GREEN	RED	SILVER	WHITE	YELLOW
BLUE	Blue Warehouse			OUT. LOG.		OWN LOG.	OUT. LOG.
GREEN	Green Warehouse			OWN LOG.		OWN LOG.	OWN LOG.
RED	Red Warehouse	OUT. LOG.					
SILVER	Silver Warehouse						
WHITE	White Warehouse			OWN LOG.			
YELLOW	Yellow Warehouse						

See tabs Transfer from and Transfer to

- In order to see inbound and ourbound times
- In order to see Shipping time

Transfer-from			
Transfer-from Name:	<input type="text" value="Blue Warehouse"/>	Shipment Date:	<input type="text" value="1.4.2019"/>
Transfer-from Name 2:	<input type="text"/>	Outbound Whse. Handling Time:	<input type="text" value="2D"/>

Transfer-to			
Transfer-to Name:	<input type="text" value="Red Warehouse"/>	Transfer-to City:	<input type="text" value="Ashford"/>
Transfer-to Name 2:	<input type="text"/>	Transfer-to Contact:	<input type="text" value="Carole Poland"/>
Transfer-to Address:	<input type="text" value="Main Ashford Street, 2"/>	Receipt Date:	<input type="text" value="5.4.2019"/>
Transfer-to Address 2:	<input type="text"/>	Inbound Whse. Handling Time:	<input type="text" value="1D"/>
Transfer-to Post Code:	<input type="text" value="TN27 6YD"/>		

Enter Data into TO lines

- Use 1936-S and 2 pcs and see Shipment Date and Receipt Date

Lines												
⚡ Functions ▾ 📄 Line ▾ 📄 New 🗂 Find Filter 🗑 Clear Filter												
Item No.	Description	Quantity ▲	Reserved Quantit...	Reserved Quantit...	Reserved Quantit...	Unit of Measur...	Qty. to Ship	Quantity Shipped	Qty. to Receive	Quantity Received	Shipment Date	Receipt Date
1936-S	BERLIN Guest Chair, yellow	2				PCS ▾	2				1.4.2019	5.4.2019

Use standard Post key F9 two times (from the location **Blue** to OUT.LOG and from OUT.Log to location **Red**. In between use icon (from list of items) Item by Location and see by parameter items during shipment time



Item by location

- a) Go to item in TO line
- b) Jump to list of items
- c) Icon Navigate
- d) Icon Item by Location
- e) Use filter Show items In transit and filter to this value (1936-S)
- f) Click on quantity (Calculated field) to see item ledger entries

Items by Location Matrix ▾

No.	Description	OUT. LOG.	OWN LOG.
1936-S	BERLIN Guest Chair, yellow	4	

Item ledger entries after TO si completely posted

Item Ledger Entries ▾

01.04.19 | Posting Date ▾ | 

Filter: 1936-S

Posting Date	Entry Type	Document Type	Document No.	Item No.	Description	Location Code	Quantity	Invoiced Quantity	Remaining Quantity
1.4.2019	Transfer	Transfer S...	108007	1936-S		BLUE	-2	-2	0
1.4.2019	Transfer	Transfer S...	108007	1936-S		OUT. LOG.	2	2	0
1.4.2019	Transfer	Transfer R...	109004	1936-S		OUT. LOG.	-2	-2	0
1.4.2019	Transfer	Transfer R...	109004	1936-S		RED	2	2	2

End of the section IX.

