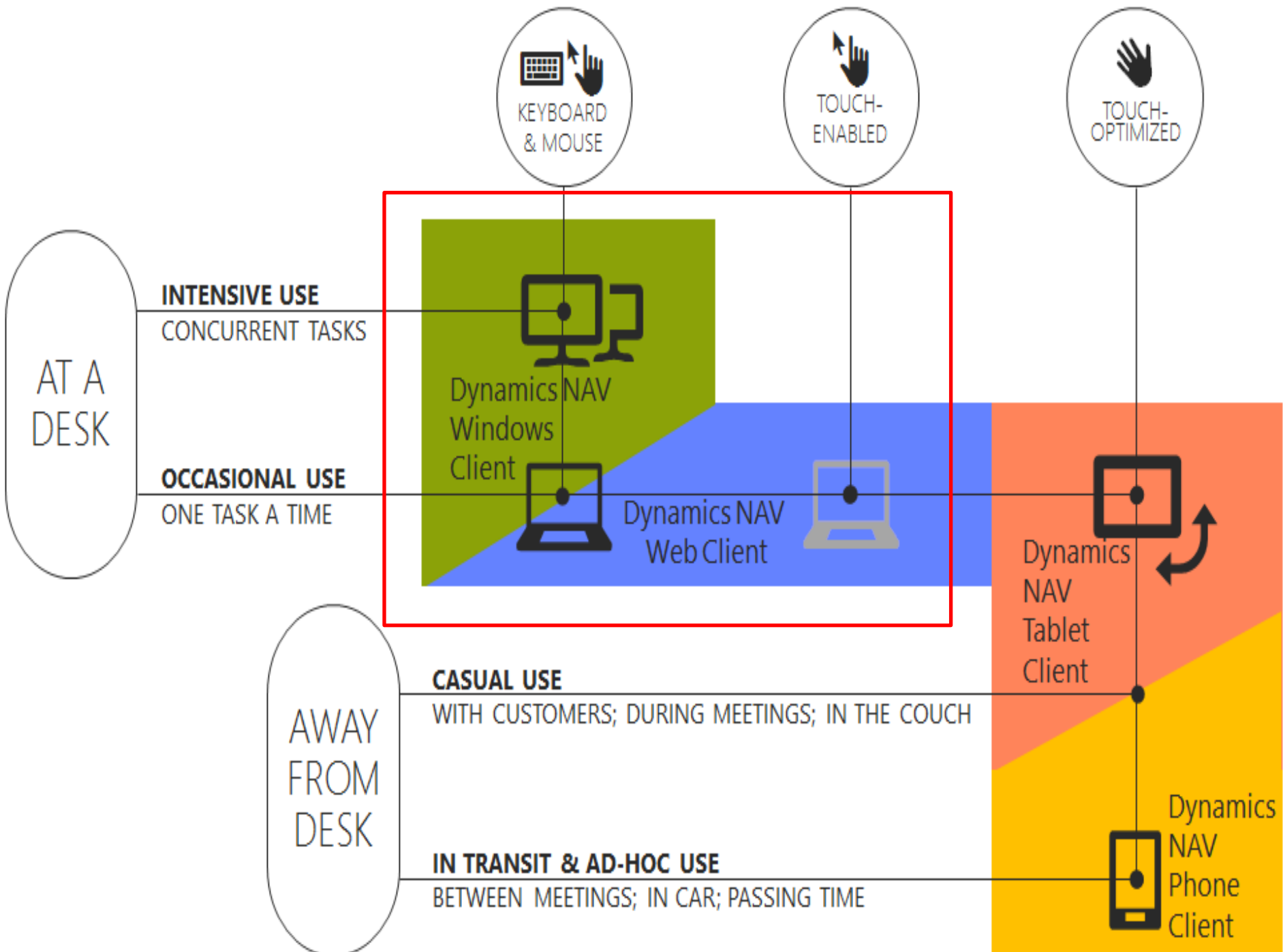


Rozdíly ovládání MS Dynamics NAV 2016 (2017) Windows Client <-> WEB Client

J.Skorkovský – KPH-ESF-MU Brno

S využitím zdrojů DynAA a PWP 80949 a Course 80949 Introduction to Microsoft Dynamics NAV 2016 – materiál editovaný ve WORDu na adrese <https://mbspartner.microsoft.com/NAV/CourseModules/1506> a dále pak ve studijních materiálech . Jde o zjednodušení první části PWP.

With the use of DynAA resources and PWP80949 and Course 80949 Introduction to Microsoft Dynamics NAV 2016 and word material on address <https://mbspartner.microsoft.com/NAV/CourseModules/1506> and also in your study material . This is a simplified first part of the original presentation.



Windows Client

- Role Tailored
- Intuitive and versatile

Web Client

- View and edit NAV data over the internet
- Any web browser
- Interface similar to the NAV Windows client

User Interface - Overview

- The Window Client and Web Client Interface.
- The Application Menu
- My Settings –Web Client
- The Ribbon
- The Navigation pane.
- The List page.
- The Card page.
- Explore the Role Center.

The Windows Client and Web Client Interface -ENG

The screenshot displays the Microsoft Dynamics NAV Windows Client interface for the 'Sales Order Processor' role center. The interface includes a top navigation bar with the company name 'CRONUS International Ltd.' and a search field. Below this is an 'ACTIONS' ribbon with various icons for document creation and navigation. The main area shows a 'Role Center' on the left with a tree view of navigation options, and a central workspace with several summary cards for 'For Release' and 'Sales Orders Released Not Shipped' items. A red arrow points to the user profile icon in the top right corner, which is labeled 'My Settings'.

For Release Summary:

Category	Count
Sales Quotes - Open	0
Sales Orders - Open	23

Sales Orders Released Not Shipped Summary:

Category	Count
Ready To Ship	10
Partially Shipped	1
Delayed	14
Average Days Delayed	7,5

Returns Summary:

Category	Count
Sales Return Orders - Open	1
Sales Credit Memos - Open	1

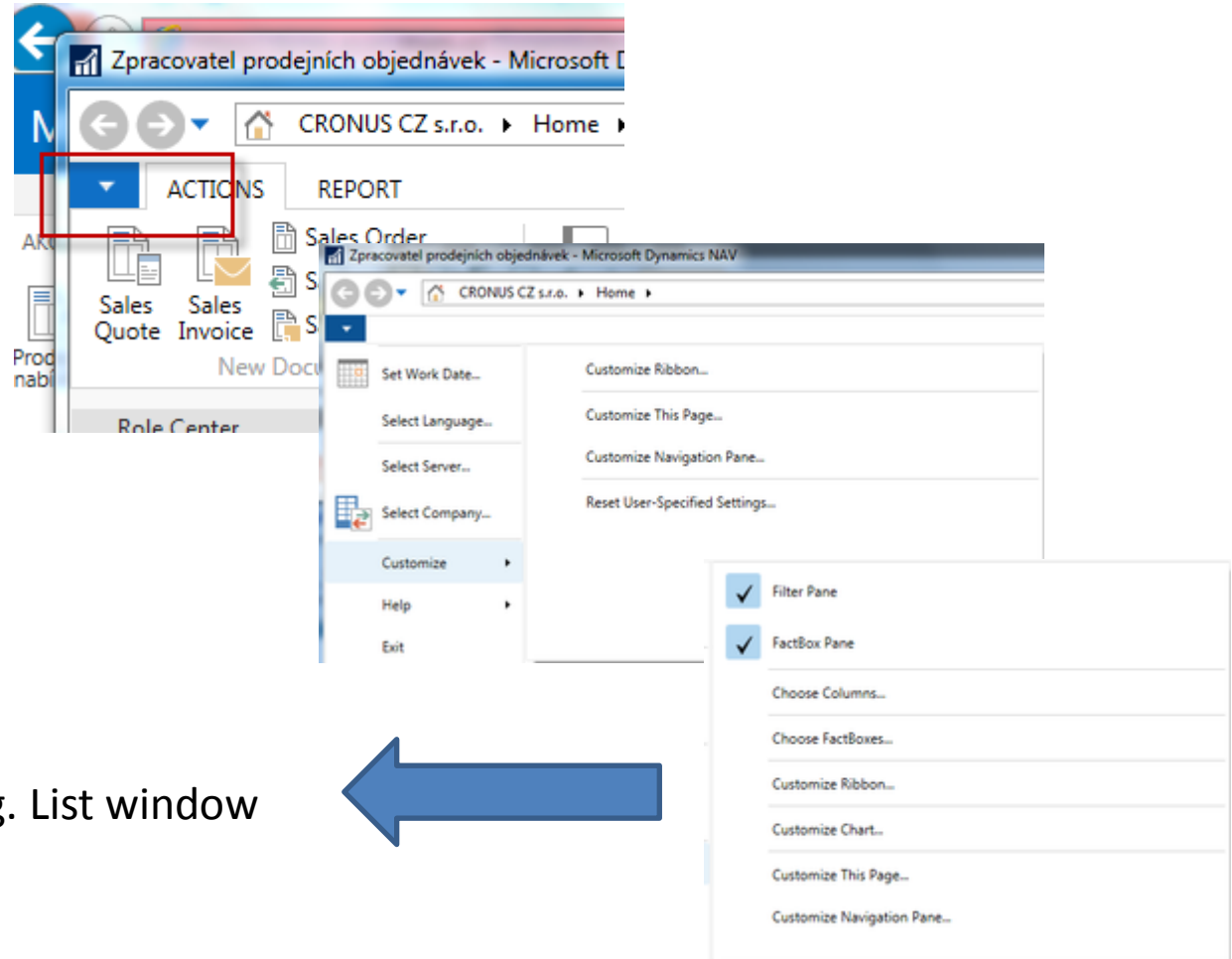
Trailing Sales Orders Chart:

All Orders|Month|No. of Orders|, (Updated at 16:27:32)

Month	Released	Pending Prepayment	Pending Approval	Open
Jun 2018	22	0	0	15
Jul 2018	22	0	0	18
Aug 2018	22	0	0	18
Sep 2018	22	0	0	22
Oct 2018	25	0	0	25

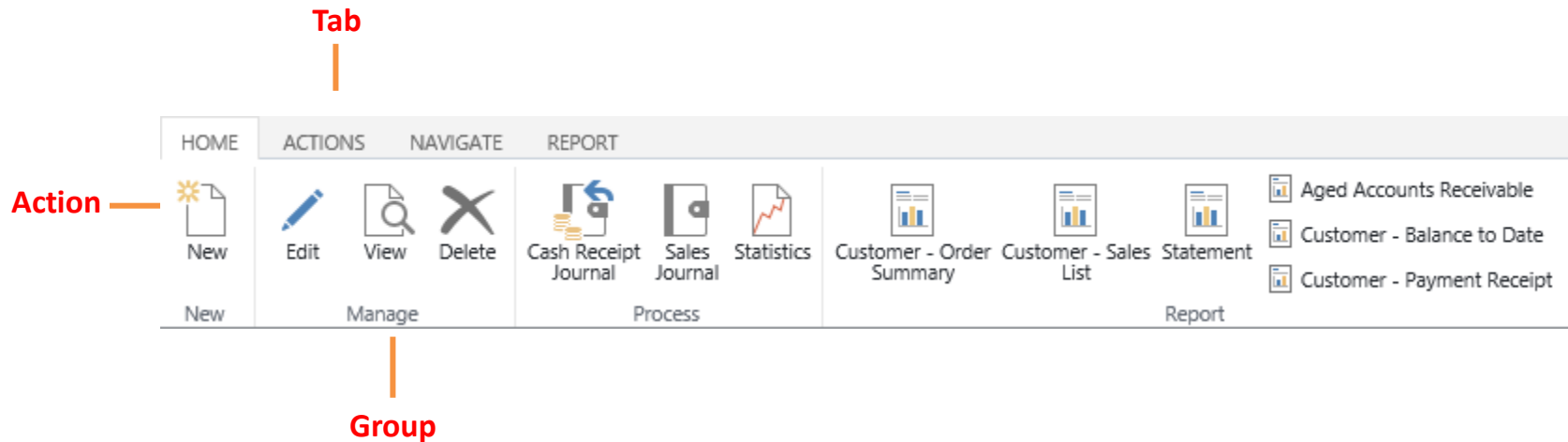
The Application Menu

- Only in **Windows Client**
- Change:
 - Work Date
 - Language
 - Server
 - Company
- Customize
- Help



If started from e.g. List window

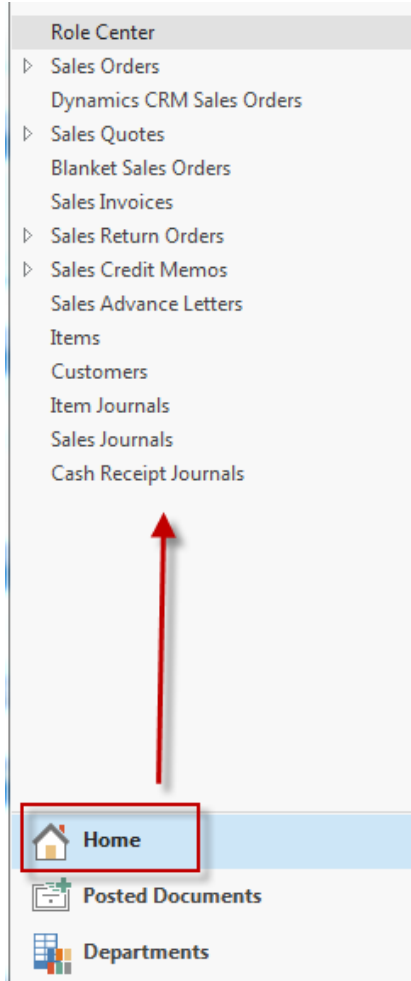
Ribbon and Navigation Pane



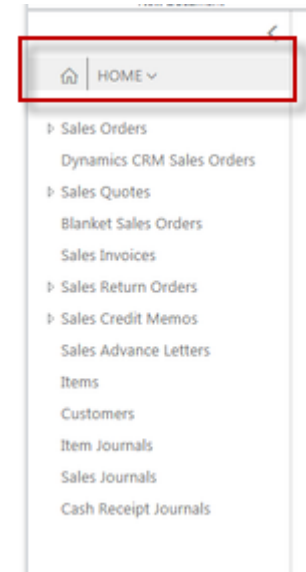
	Windows client	Web client
Home menu	✓	✓
Additional menus	✓	✓
Departments menu	✓	

Home menu

Windows Client



Web Client



Additional menu

Windows Client

Posted Sales Shipments

Posted Sales Shipments ▾

Type to filter (F3) | No. ▾ | →

No filters applied

No.	Sell-to Custom...	Sell-to Customer Name	Currency Code	Location Code	No. Printed	Docu Date
102001	10000	BYT-KOMPLET s.r.o.		MODRÝ	0	1.1.20
102002	10000	BYT-KOMPLET s.r.o.		MODRÝ	0	7.1.20
102003	49525252	Beef House	EUR	ZELENÝ	0	7.1.20
102004	49525252	Beef House	EUR	ZELENÝ	0	7.1.20

Home

Posted Documents

Departments

Additional menu (already exists)

Web Client Additional menu

HOME

Home

Manage sales processes. See KPIs and your favorite items and customers.

Posted Documents


View history for sales, shipments, and inventory.

Additional menu- manufacturing

New Activity Button

Name:

Select an icon from the list below:



- Home
- Posted Documents
- Manufacturing**
- Departments

Customize Navigation Pane

Organize buttons and places in the navigation pane

Navigation pane buttons:

- Home
- Posted Documents
- Manufacturing**
- Departments

Lists:

- Production BOM
- Routings

Buttons: Move Up, Move Down, Remove, Rename, New... (highlighted), Add (highlighted), Rename

Production BOM -

No.	Description	Status	Unit of Meas
1000	Bicykl	Certified	KS
1100	Přední kolo	Certified	KS
1150	Náboj	Certified	KS
1200	Zadní kolo	Certified	KS
1250	Náboj	Certified	KS
1300	Soustava převodů	Certified	KS
1700	Brzda	Certified	KS
LS-100	Reproduktor 100W dub Del...	Certified	KS

Navigation pane buttons: Home, Posted Documents, **Manufacturing**, Departments

My Settings – not all in our Web client !!

- Only in **Web Client**
- Change:
 - Role Centre
 - Company
 - Work Date
 - Region
 - Language
 - Time Zone
- My Notifications



Edit - My Settings

Language	English (United States)	>
Region	English (United States)	>
Time Zone	(UTC+01:00) Amsterdam, Berlin, Bern,...	>
Company	CRONUS CZ s.r.o.	>
Work Date	5/31/2017	...

OK Cancel

Pages

- Card
- List
- Role Center
- Card part
- List part
- Document
- Worksheet
- Confirmation dialog
- List plus
- Navigate page (wizard)
- Standard dialog

List Page Windows Client

The screenshot shows the Microsoft Dynamics NAV interface for the 'Customers' list page. The window title is 'Customers - Microsoft Dynamics NAV'. The breadcrumb path is 'CRONUS International Ltd. > Home > Customers'. A search bar is located at the top right with the text 'Search (Ctrl+F3)'. The ribbon at the top contains several tabs: HOME, ACTIONS, NAVIGATE, and REPORT. The HOME tab is active, showing various icons for actions like 'New Sales Invoice', 'Sales Order', 'Reminder', 'Edit', 'View', 'Delete', 'Sales Journal', 'Statement', 'Contact', 'Dimensions', 'Credit Cards', 'Ledger Entries', 'Statistics', 'Microsoft Excel', 'Show as List', 'Show as Chart', 'OneNote', 'Notes', 'Refresh', 'Clear Filter', 'Links', and 'Find'. A filter pane is visible above the table, with a search box containing 'Type to filter (F3)' and a dropdown menu set to 'No.'. The main area displays a table of customer records with columns: No., Name, Respons..., Location ..., Phone No., Contact, and See. The table contains 18 rows of data. On the left side, there is a Role Center pane with a tree view showing 'Sales Orders', 'Sales Quotes', 'Blanket Sales Orders', 'Sales Invoices', 'Sales Return Orders', 'Sales Credit Memos', 'Items', 'Customers' (selected), 'Item Journals', 'Sales Journals', and 'Cash Receipt Journals'. On the right side, there is a FactBox pane showing 'Sell-to Customer Sal...' and 'Customer Statistics...'. The status bar at the bottom indicates 'CRONUS International Ltd. Thursday, January 22, 2015 CONTOSO\ADMINISTRATOR'.

No.	Name	Respons...	Location ...	Phone No.	Contact	See
01121212	Spotsmeyer's Furnishings		YELLOW		Mr. Mike Nash	SPO
01445544	Progressive Home Furnishi...		YELLOW		Mr. Scott Mitchell	PRO
01454545	New Concepts Furniture		YELLOW		Ms. Tammy L. McDonald	NEW
01905893	Candoxy Canada Inc.		YELLOW		Mr. Rob Young	CAN
01905899	Elkhorn Airport		YELLOW		Mr. Ryan Danner	ELKH
01905902	London Candoxy Storage C...		YELLOW		Mr. John Kane	LOL
10000	The Cannon Group PLC	BIRMINGH...	BLUE		Mr. Andy Teal	THE
20000	Selangorian Ltd.				Mr. Mark McArthur	SELA
20309920	Metatorad Malaysia Sdn Bhd		YELLOW		Mrs. Azleen Samat	MET
20312912	Highlights Electronics Sdn ...		GREEN		Mr. Mark Darrell Boland	HIGH
20339921	TraxTonic Sdn Bhd		YELLOW		Mrs. Rubina Usman	TRAX
21233572	Somadis		YELLOW		M. Syed ABBAS	SOMA
21245278	Maronegoce		BLUE		Mme. Fadoua AIT MOUSSA	MAR
21252947	ElectroMAROC		YELLOW			ELEC
27090917	Zanlan Corp.		YELLOW		Mr. Derik Stenerson	ZANL
27321782	Karoo Supermarkets		YELLOW		Mr. Pieter Wycoff	KARO
27489991	Durbandit Fruit Exporters		YELLOW		Mr. Eric Lang	DUR
30000	John Haddock Insurance Co.				Miss Patricia Doyle	JOHN

1. Ribbon
2. Filter pane
3. List
4. FactBox pane

Pages

List Page Web Client

The screenshot shows the Dynamics CRM interface for the 'Customers' list page. The ribbon at the top is divided into sections: HOME, ACTIONS, NAVIGATE, and REPORT. The ACTIONS section contains icons for New, Edit, View, and Delete. The NAVIGATE section contains icons for Cash Receipt Journal, Sales Journal, and Statistics. The REPORT section contains icons for Customer - Order Summary, Customer - Sales List, and Statement. The right side of the ribbon contains various report and document icons, including Aged Accounts Receivable, Customer - Balance to Date, Customer - Payment Receipt, Sales Quote, Sales Invoice, Sales Order, Sales Credit Memo, Sales Order, Sales Credit Memo, Contact, Approvals, Notes, Links, and Open in Excel. A red box labeled '1' highlights the ribbon area.

Below the ribbon, the page title is 'CRONUS International Ltd. Customers + new'. A search bar and view controls (list, grid, search) are visible. A red box labeled '2' highlights the view controls. The main content area is a table with columns: No., Name, Responsibility Center, Location Code, Phone No., and Contact. The table contains several rows of customer data. A red box labeled '3' highlights the 'Customers' item in the left-hand navigation pane. A red box labeled '4' highlights the FactBox pane on the right, which displays customer statistics.

No.	Name	Responsibility Center	Location Code	Phone No.	Contact
01121212	Spotsmeyer's Furnishings		YELLOW		Mr. Mike Nash
01445544	Progressive Home Furnishin...		YELLOW		Mr. Scott Mitchell
01454545	New Concepts Furniture		YELLOW		Ms. Tammy L. McD
01905893	Candoxy Canada Inc.		YELLOW		Mr. Rob Young
01905899	Elkhorn Airport		YELLOW		Mr. Ryan Danner
01905902	London Candoxy Storage C...		YELLOW		Mr. John Kane
10000	The Cannon Group PLC	BIRMINGHAM	BLUE		Mr. Andy Teal
20000	Selangorian Ltd.				Mr. Mark McArthur
20309920	Metatorad Malaysia Sdn Bhd		YELLOW		Mrs. Azleen Samat
20312912	Highlights Electronics Sdn B...		GREEN		Mr. Mark Darrell Bc
20339921	TraxTonic Sdn Bhd		YELLOW		Mrs. Rubina Usmar
21233572	Somadis		YELLOW		M. Syed ABBAS

Customer Statistics

Balance (LCY)	168,364.41
Sales	
Outstanding Orders (LCY)	27,265.38
Shipped Not Invd. (LCY)	3,518.88

1. Ribbon
2. Display & Search
3. List
4. FactBox pane

Pages

Card Page

HOME ACTIONS NAVIGATE REPORT

Manage New Document Request Approval Customer Show Attached Page

EDIT - CUSTOMER CARD

10000 · The Cannon Group PLC

General Show more

No.	10000	Credit Limit (LCY)	0,00
Name	The Cannon Group PLC	Blocked	
Balance (LCY)	168.364,41	Total Sales	17.100,96
Balance Due (LCY)	168.364,41	Costs (LCY)	11.762,70

Address & Contact B27 4KT Mr. Andy Teal

Invoicing DOMESTIC DOMESTIC

Payments 1M(8D)

Shipping BLUE Partial EXW

Customer Picture

Sell-to Customer Sales History

0	0	8
Ongoing Sales Quotes	Ongoing Sales Blanket Orders	Ongoing Sales Orders
0	1	0
Ongoing Sales Invoices	Ongoing Sales Return Orders	Ongoing Sales Credit Memos

1. Ribbon
2. Expanded FastTab
3. Collapsed FastTab
4. FactBox pane