



Introduction to the Theory of Constraints

Ing.J.Skorkovský, CSc.

Department of Corporate Economy

Faculty of Economics and Administration

MASARYK UNIVERSITY BRNO

Czech Republic

Introduction

- Theory of Constraints - TOC) was formulated approximately in 1980 in the USA. Some important roots of this theory were connected to the ideas incorporated in programs for planning and production control (Optimized Production Technology)

Introduction

- Author: Eliyahu Moshe Goldratt



The Goal by Eliyahu Goldratt

- The goal of a manufacturing company?

Make money !!!

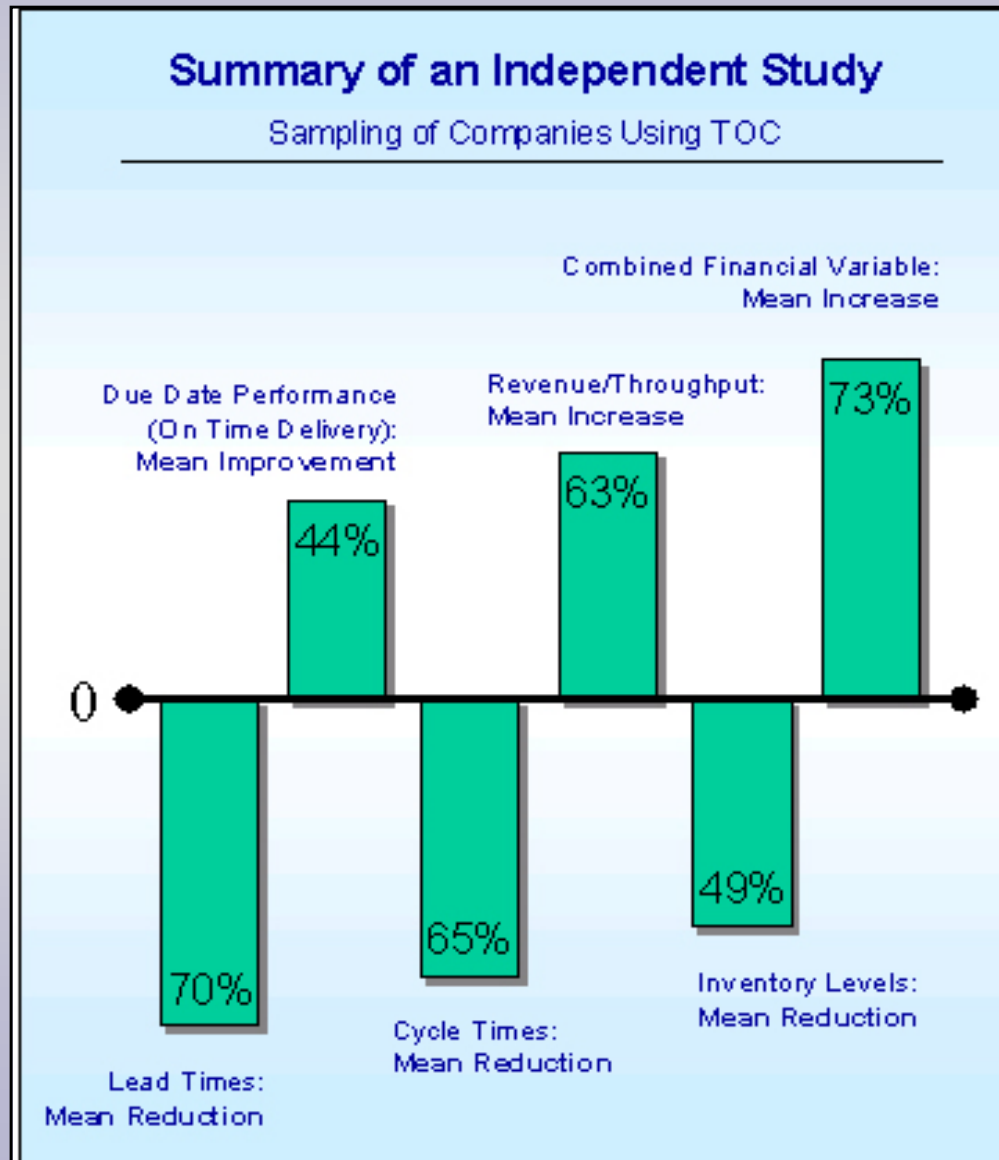


Introduction -novels

TOC has become popular particularly thanks to the novels :

- The Goal - A Process of Ongoing Improvement
- It's Not Luck
- The Race
- The Critical Chain
- The Haystack Syndrome
- Necessary But Not Sufficient
- Late night discussion
- TOC was together with TQM (Total Quality Management) and JIT (Just-In-Time) classified as one of the most important managerial methods of the last two decades of the twentieth century .

Some impacts of TOC implementation



Some impacts of **TOC** implementation

Ford Motor – Electronics Div.

Revenue: \$3,000,000,000

Number of employees: 15,000

Implementation Date: 1991

TOC Applications: DBR

Comment: Drum-Buffer-Rope (will be explained later in this course)

Some impacts of **TOC** implementation

IMPLEMENTATION RESULTS

Inventory Decrease: Reduced 100 million dollars (50%)

On-time performance: From 89% - to 98%

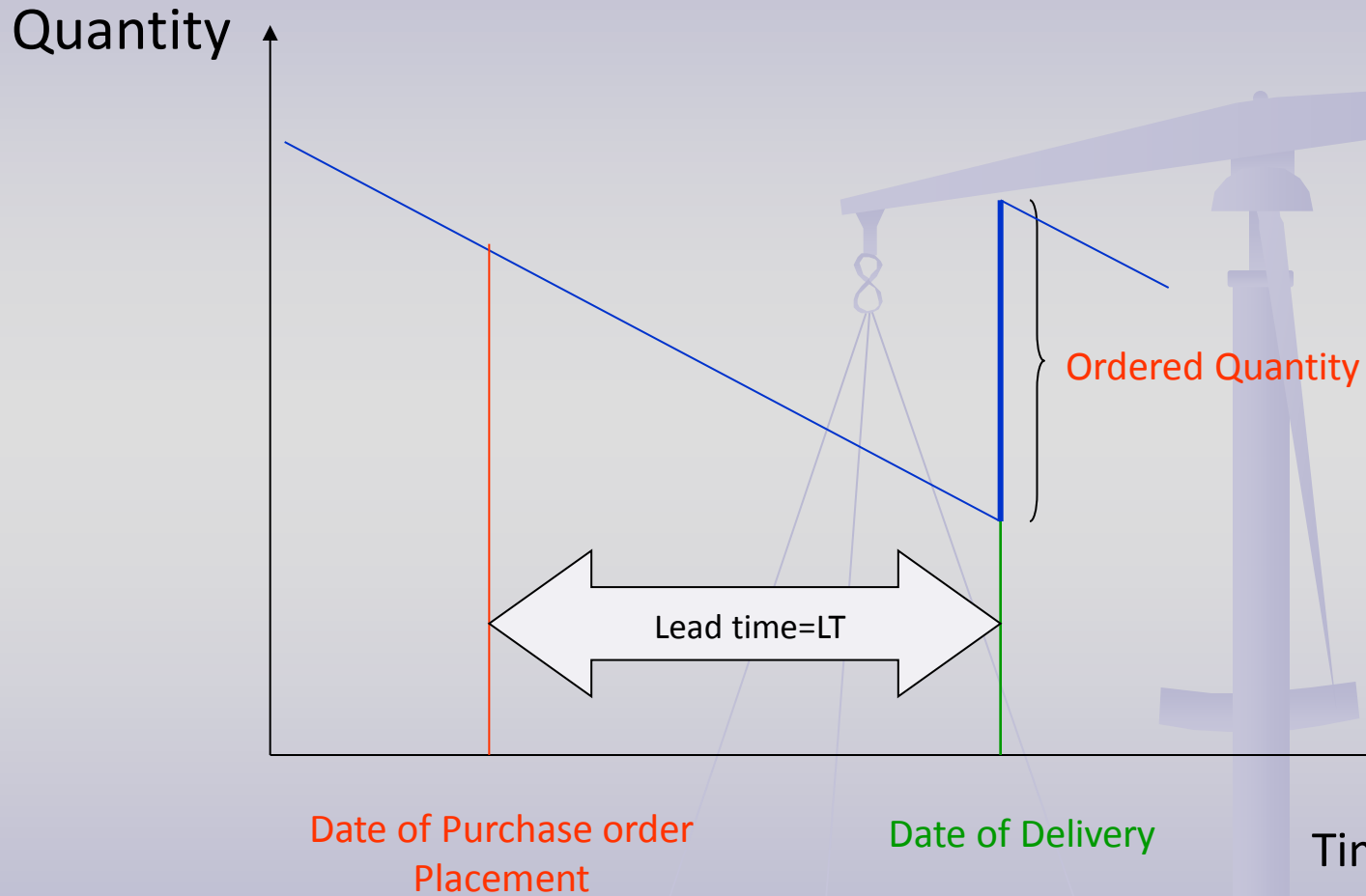
Lead times: From 6.4 days with JIT to 2.6 days

Cost efficiency: Reduced floor space by 57%

Quality: Reduced quality defects by 50%

LEAD Time explanation-purchase

(one of many examples of LT)



LEAD Time explanation-purchase

1027 The Device Shop - Sales Order

General Invoicing Shipping Foreign Trade E - Commerce Prepayment

No. 1027

Sell-to Customer No. 62000

Sell-to Contact No. CT000138

Sell-to Customer Name The Device Shop

Sell-to Address 273 Basin Street

Sell-to Address 2

Sell-to Post Code/City N16 3AZ London

Sell-to Contact

No. of Archived Versions. 0

Posting Date 15.12.08

Order Date 15.12.08

Document Date 15.12.08

Requested Delivery Date 12.01.09

Promised Delivery Date

Quote No.

External Document No.

Salesperson Code PS

Campaign No.

Responsibility Center LONDON

Status Open

Customer Information

Sell-to Customer

- Ship-to Addresses (0)
- Contacts (1)
- Sales History

Bill-to Customer

- Avail. Credit 0

Item Information

- Item Card
- Availability (39)
- Substitutions (0)
- Sales Prices (0)
- Sales Line Di... (0)

Type	No.	Description	Quantity	Location Code	Unit of Measure Code	Qty. to Ship	Reserved Quantity	Qty. to Invoice
Item	1906-S	ATHENS Mobile Ped	4	BLUE	PCS			

Order Line Functions Posting Print Help

LEAD Time explanation-production

The screenshot shows a SAP Production Order window titled "101004 Bicycle - Released Production Order". The "General" tab is active, displaying fields for No. (101004), Description (Bicycle), Quantity (16), Due Date (31.01.08), and Source Type (Item). Below the fields is a table with the following data:

Item No.	Due Date	Description	Starting Date-Time	Ending Date-Time	Quantity	Unit of M...
▶ 1000	31.01.08	Bicycle	25.01.08 10:04	30.01.08 16:00	16	PCS

A red arrow labeled "LEAD TIME" points from the "Starting Date-Time" cell to the "Ending Date-Time" cell. The "Starting Date-Time" cell is highlighted with a red border, and the "Ending Date-Time" cell is highlighted with a green border.

At the bottom of the window, there are buttons for "Order", "Line", "Functions", "Print", and "Help".

Some impacts of **TOC** implementation

McDonagh Furniture Ltd

Revenue: \$8,000,000

Number of employees: 100

Implementation Date: 2000

TOC Applications: DBR

Some impacts of **TOC** implementation

IMPLEMENTATION RESULTS

Revenue Increase: 28% Yr 1; 17% Yr 2

On-time performance: From 70% - To 98%

Lead times decrease: 20 %

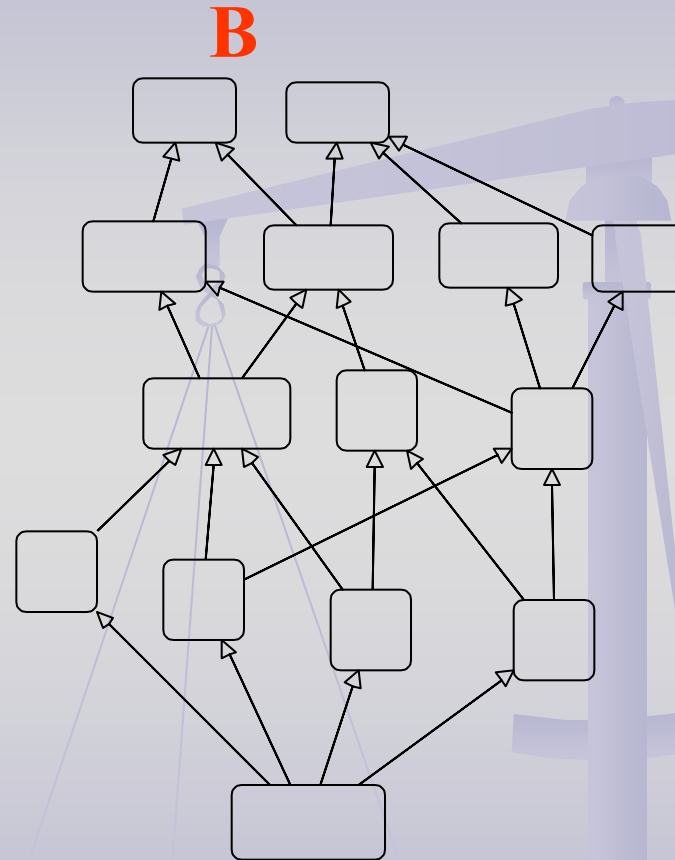
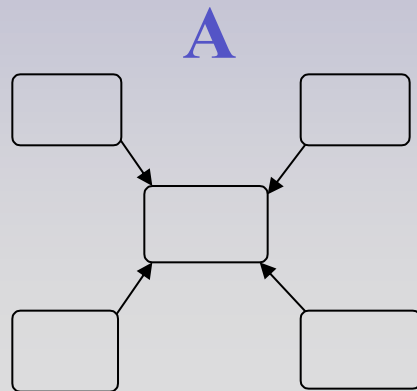
Net profit increase: over 300%

Some impacts of **TOC** implementation

Some other companies using TOC applications:

- BOEING –maintenance departments
- MOTOROLA -research
- GENERAL MOTORS
- LOCKHEAD MARTIN (F 22)
- BAE SYSTEMS
-

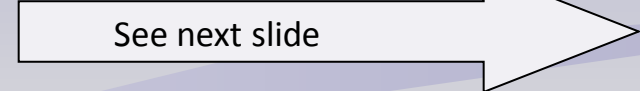
TOC



Which is harder to manage? **Left** or **Right**?

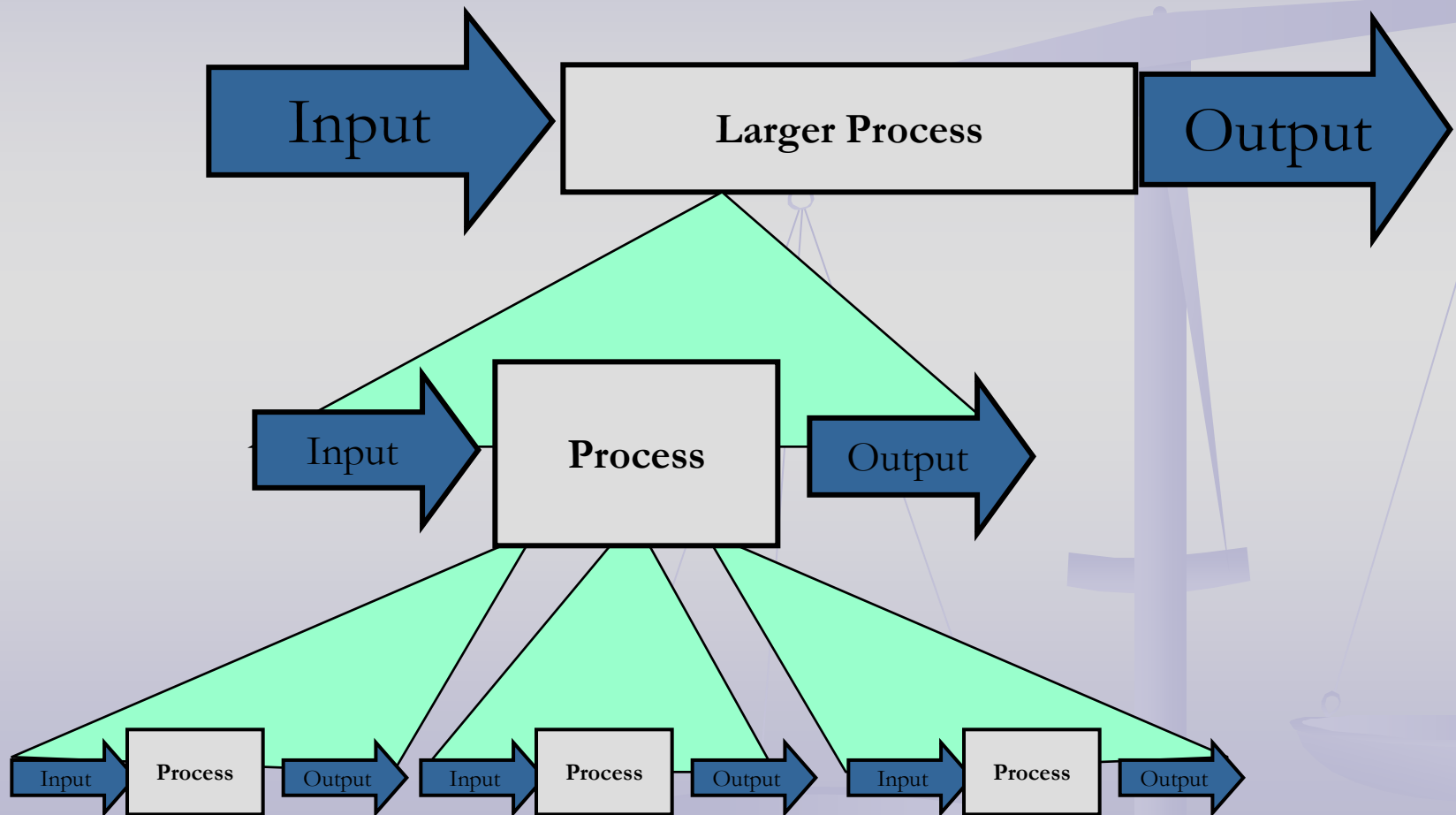
TOC

- It is based on **system approach**
- A company (enterprise) is to be understood as a chain of dependent processes – *this picture below is very, very simplified*

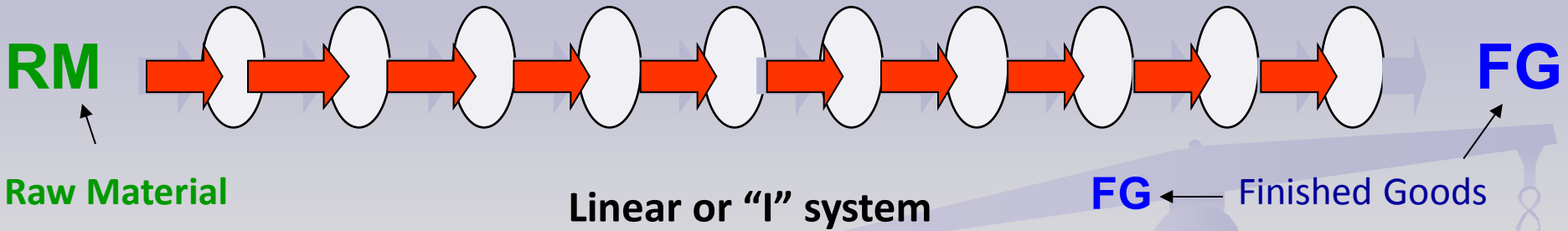
See next slide 



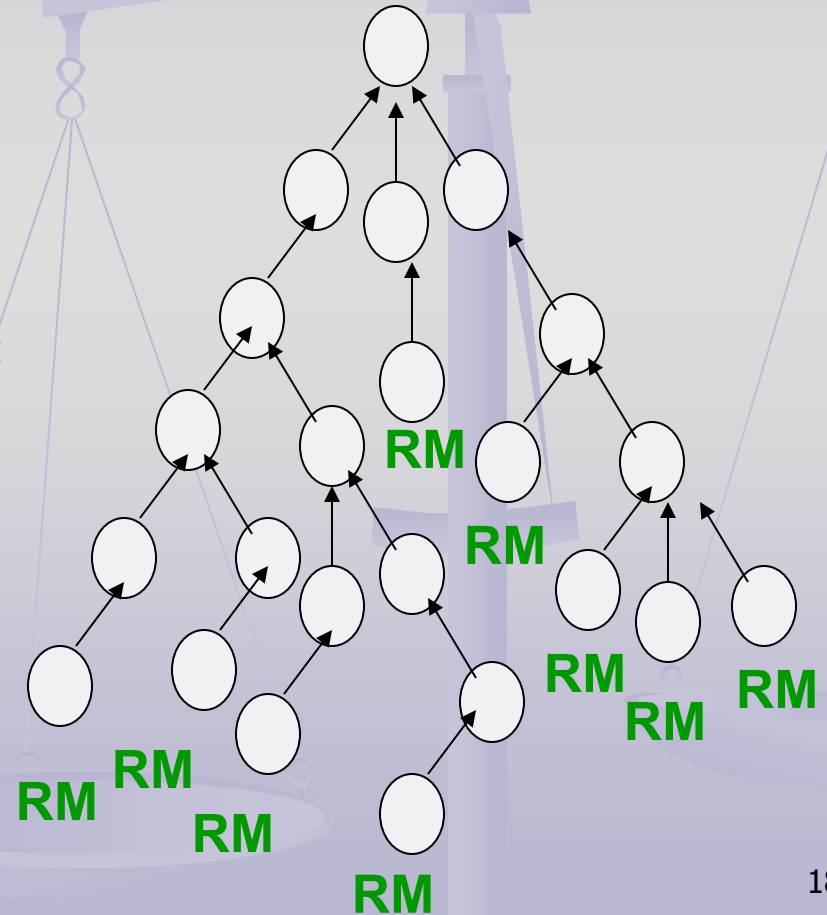
Process Theory – more complex than one way chain



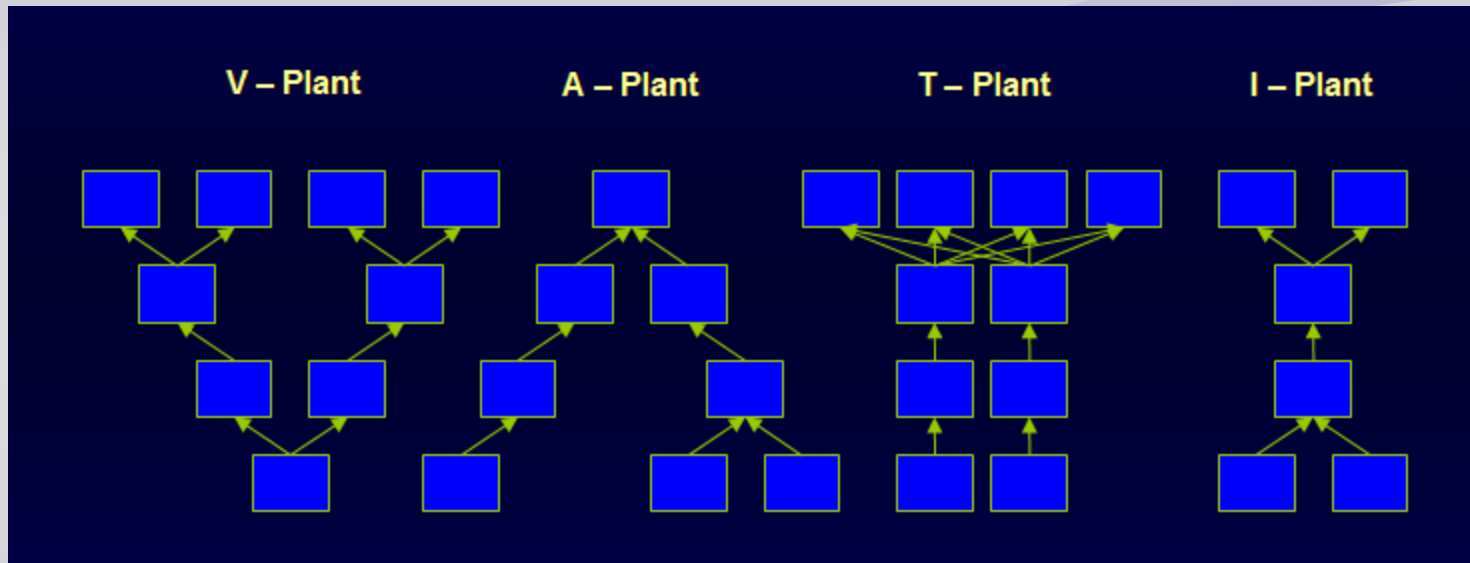
Process Theory – more complex than one way chain



Aircraft assembly is more of an "A" Plant



Types of plants



TOC – system approach

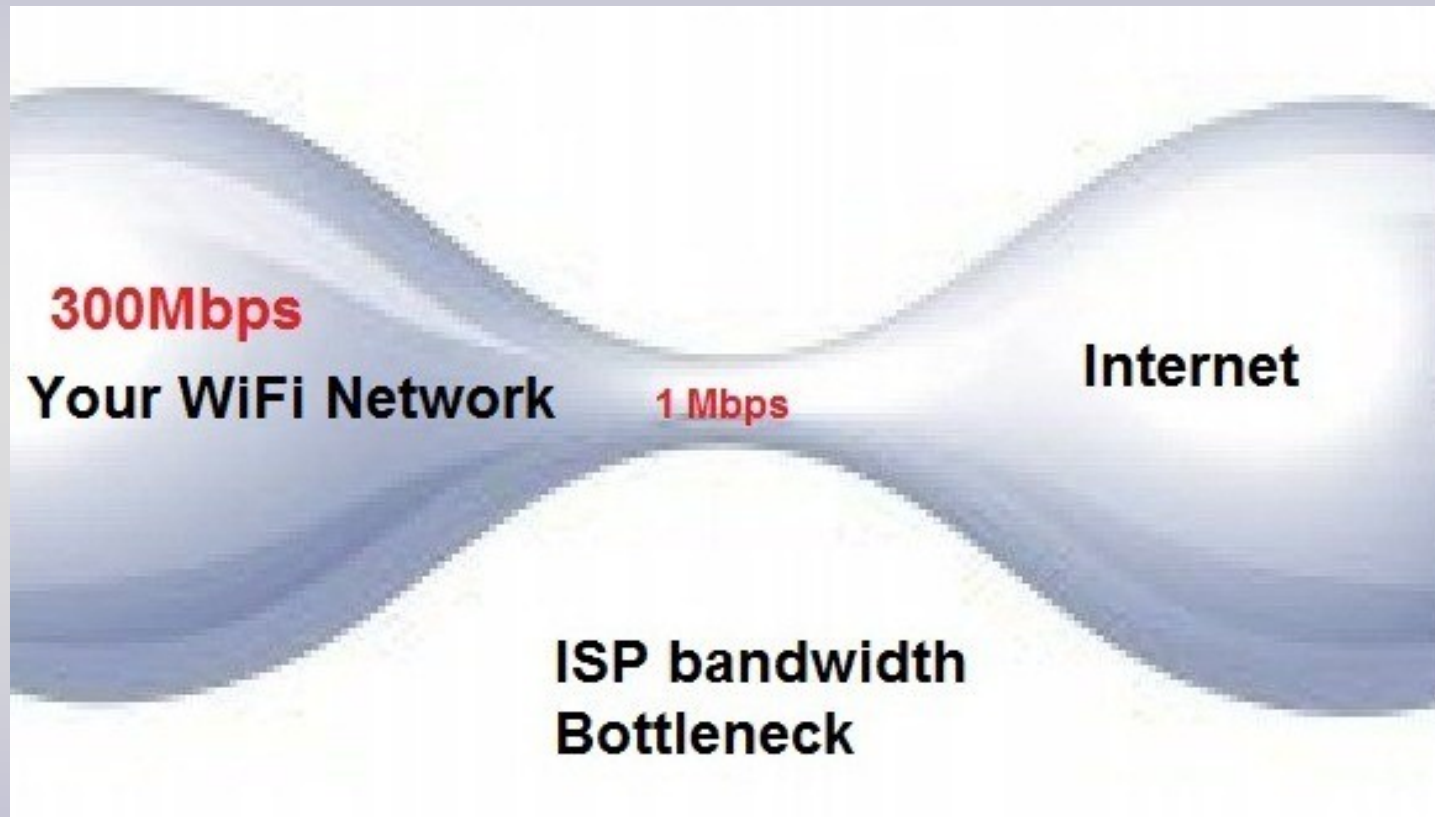
- Organizations / Systems exist for a **purpose**
- That **purpose** is better achieved by cooperation of multiple, independent elements **linked together**
- Each **Inter-linked** event depends in some detail upon the other links.
- The system owner determines **purpose**

TOC (home study)

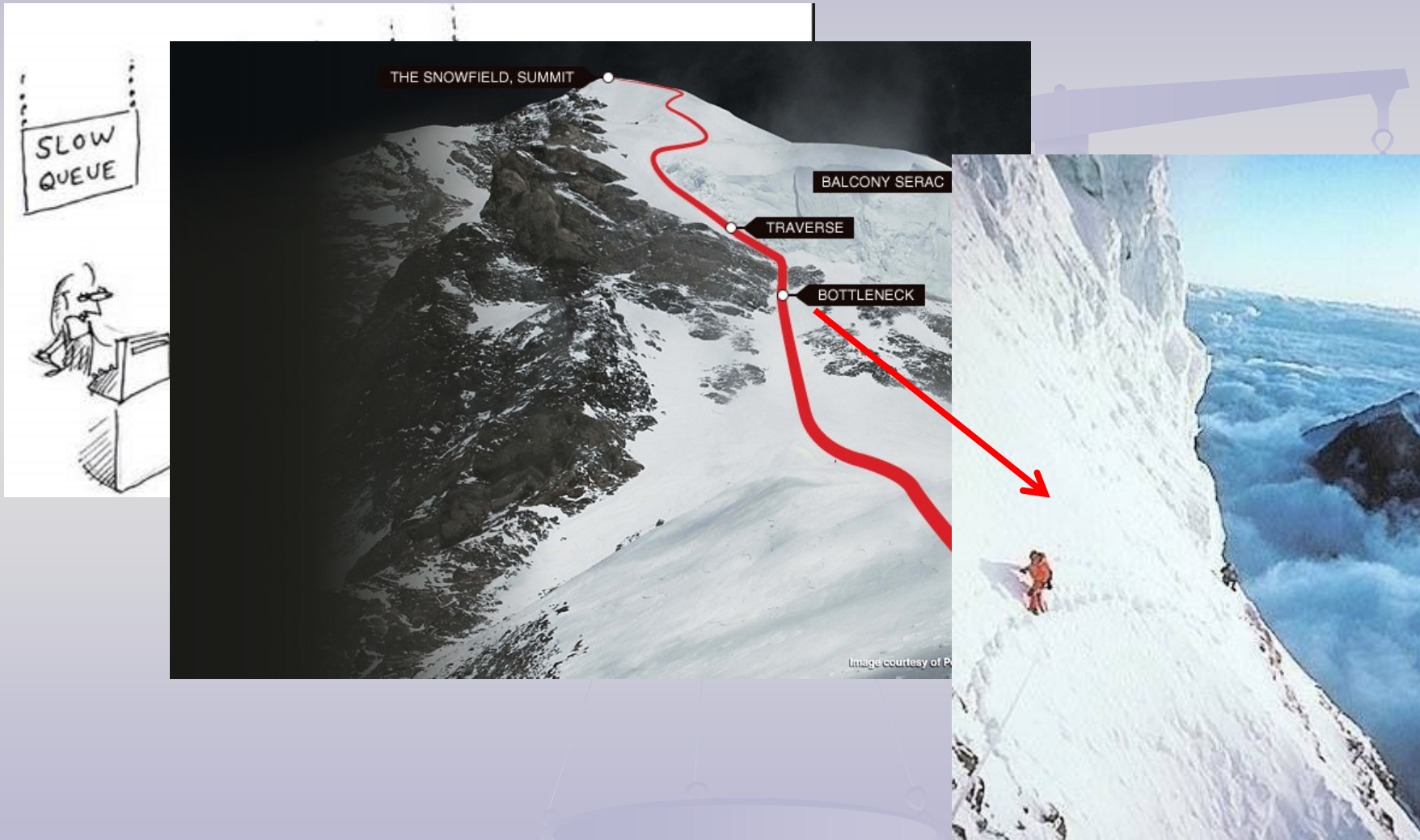
- Most real systems could be seen in such a way, that there are only a few or better **only one element** (factor), which is the **key point**, where and only there all possible managerial methods have to be focused in order to control whole system
- „Every system is based on inherent simplicity”.
- This element in TOC is called **Constraint of the system = bottleneck**
- **Bottleneck:** Any resource whose capacity is equal to or **less than** the demand placed upon it.


Inherent : základní, podstatná. neodmyslitelná....- only for Czech students

Bottleneck – 1st example



Bottlenecks – 2nd and 3rd examples





Scout Troop – Initial Condition

Scout Troop - Problem

Scout Troop - Solution


Army Solution

Mass Production Solution

Just-In-Time Solution

Drum-Buffer-Rope Solution

Time Synchron



"I've got it, too, Omar ... a strange feeling like we've just been going in circles."

TOC- bottleneck I

- Different link capabilities, normal variation and changing workload make it impossible to balance everything.
- One element of the system is more limited than another.



TOC- bottleneck II

- When the whole system is dependent upon the cooperation of all elements, **the weakest link determines the strength of the chain.**
- An exactly balanced chain (system) is stronger than a non-homogeneous chain, but when close to the breaking point, all links must be managed



TOC

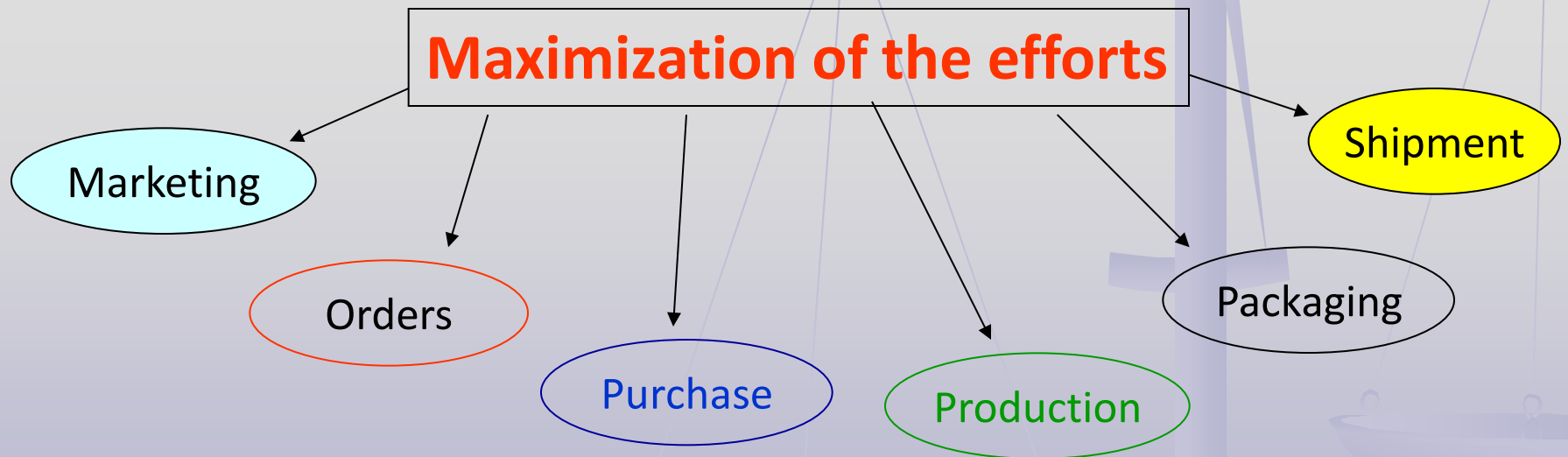
- Why constraint ?
- Constraint prevents to reach the goal (make money now and in the future)
- **The TOC goal : „Make money now and in the future“**
- Every system has at least one such a constraint.
The system without such a bottlenecks would reach the predefined business plans in infinite volumes.

TOC :



of the costs

- **Traditional approach** – world of where the aim of any endeavour is to optimize locally every segment of the chain, meaning balancing **the capacity** of every element and **not the flow** through the chain



TOC :



of the throughput

- Use of : „common sense“
- The consistent focus of the bottleneck-
– global optimization

Maximization of the efforts



TOC



TOC

World of costs:

- **main metric** – the weight of the chain (every decrease of the weight of any components will result in better efficiency (performance))
- **Total improvement** = sum of local improvements

World of throughput:

- **main metric** – the compactness of the chain
- Only improvement of bottleneck will improve performance of the whole chain
- **Total improvement** = improvement of the bottleneck

Life show

- <http://www.tocca.com.au/>



TOC

Five steps process:

Step 0. Identify the Goal of the System/Organization

Step 0.5 Establish a way to measure progress to Goal

- **Step 1. *Identify*** the system's constraint.
- **Step 2. *Exploit*** the system's constraint.
- **Step 3. *Subordinate*** everything else to the above decision.
- **Step 4. *Elevate*** the system's constraint.
- **Step 5.** If a constraint is broken (that is, relieved or improved), go back to Step 1. But don't allow ***inertia*** to become a constraint.

<http://www.leadingagile.com/2014/01/theory-constraints-brooks-law/>

~~Adding manpower to a late software project makes it later !~~ **HOME STUDY**

Brooks'law !!!

TOC

- „Cost Accounting is enemy number one of productivity“. *
- Impact on the behaviour of the people and they habits of finding and improvements of local elements having reason in optimising of these particles.
- New metrics were introduced – already presented

* Eric Noreen, Debra Smith and James t. Mackey

Definition (TOC metric) - summary

- **Throughput (T):** The rate at which the system generates **money** through sales.
 - Note that the money is generated through sales and not production because if you produce something and don't sell it, you have not really had throughput. (You've just put it into inventory).
- **Inventory (I):** All the **money** that the system has invested in purchasing things, which it intends to sell.
- **Operational Expense (OE):** All the **money** the system spends in order to turn **Inventory** into **Throughput**. See classification of **OE** later in this show

TOC metrics more in detail (T)

- **throughput** is the rate at which a system achieves its goal. Often this is monetary revenue and is in contrast to **output**, which is inventory that may be sold or stored in a warehouse. In this case **throughput** is measured by revenue received (or not) at the point of sale—exactly the right

TOC metrics more in detail (OE)

- **Operating expenses includes e.g. :**
- accounting expenses
- license fees
- maintenance and repairs, such as snow removal, trash removal, janitorial service, pest control, and lawn care
- advertising
- office expenses
- supplies
- attorney fees and legal fees
- utilities, such as telephone

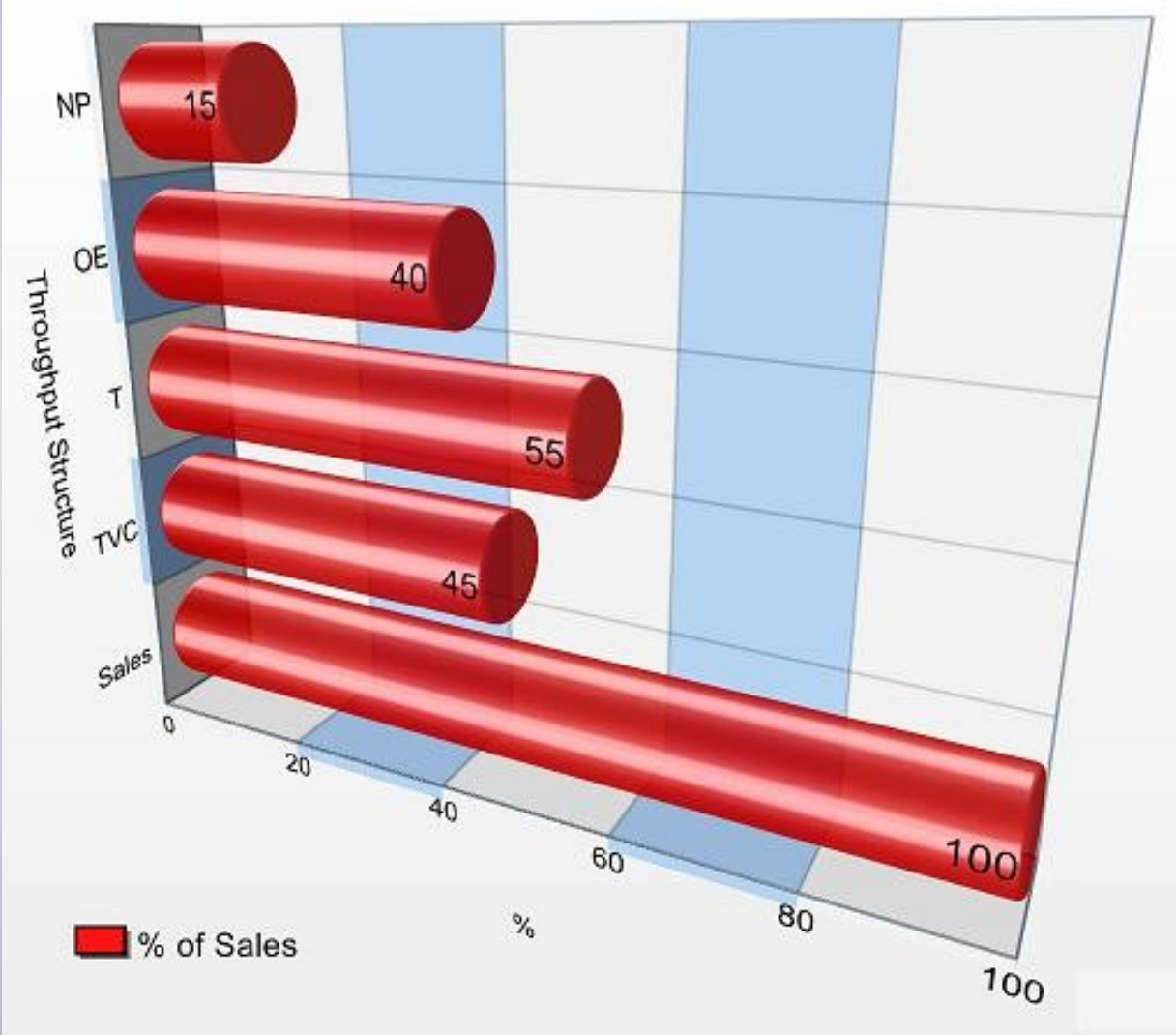
Measuring the goal (TOC metric)

- Net profit ($NP=T-OE$) : (T, I and OE was already explained in this course) -> $T=Net\ Sales - TVC = S-TVC$, where $TVC=Total\ Variable\ Costs$
- Cash
- Return on Investment ($ROI=NP/I$)

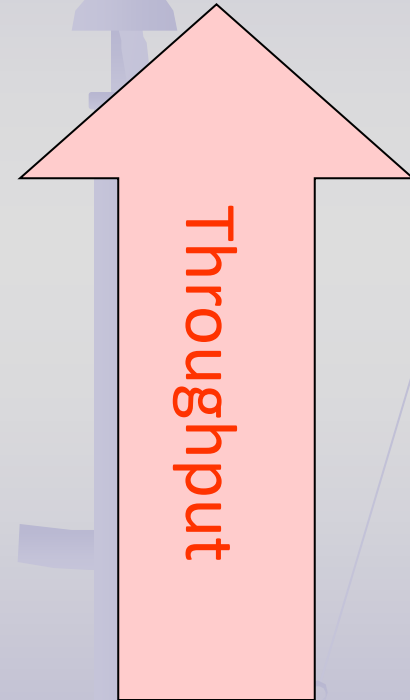
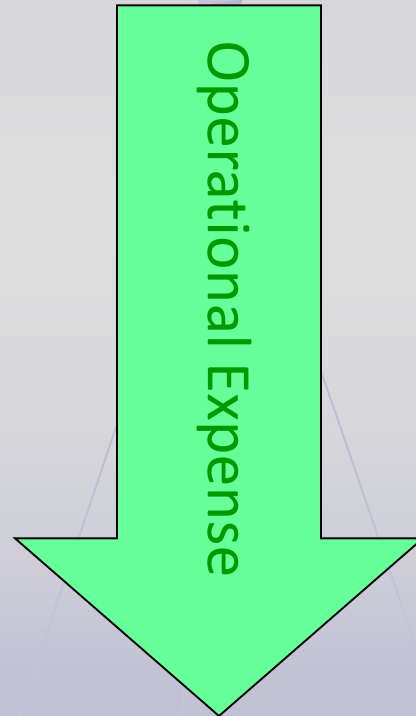
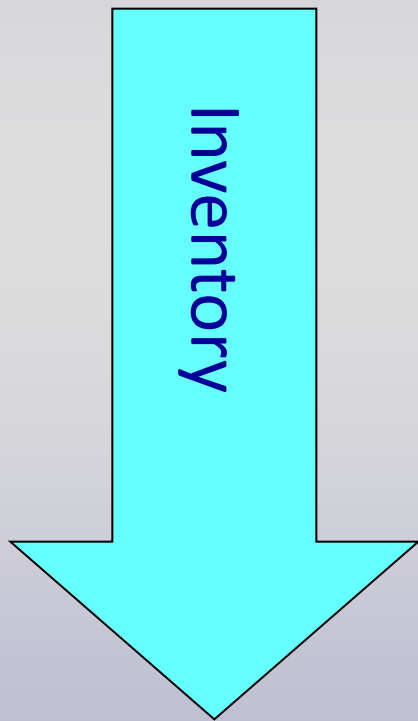
For a manufacturing enterprise, the goal can also be measured by:

- Throughput =T
- Inventory = Investment =I
- Operating Expenses =OE

Metrics and their relationships

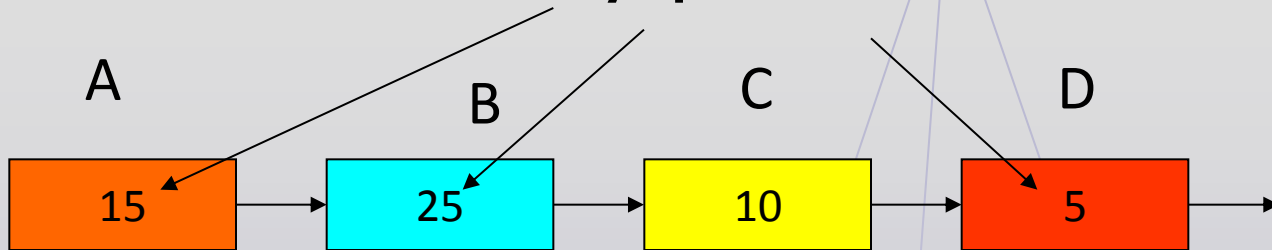


TOC –required trends



T,I,OE,NP a ROI příklad (home study)

- $NP = T - OE = (S - TVC) - OE$; kde **TVC**=celkové variabilní náklady
a **S**=Prodejní cena
- $ROI = (T - OE) / I = NP / I$, kde NP=Čistý zisk
- kde T=celkový průtok (ks/jednotka času)



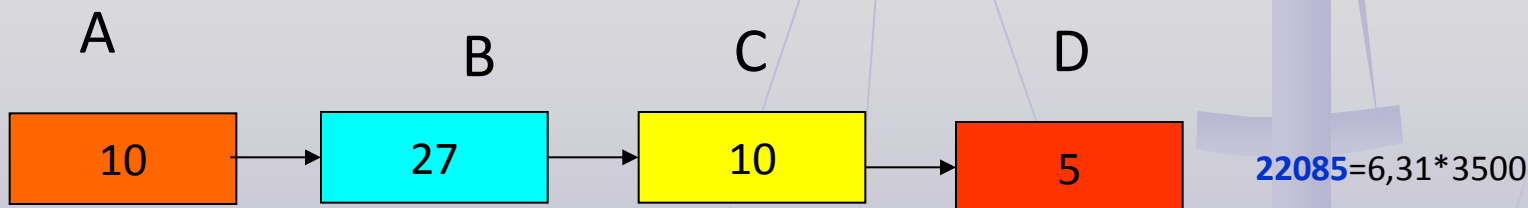
Celkový čas = 15+25+10+5=55 minut, prodej 3500m ks /rok, cena 400 USD/ks, hodinová mzda=18 USD, přímý materiál 80 USD/ks

Kalkulace plných nákladů na 1 výrobek – různé pohledy na výnosnost řešení varianta 1

Položka kalkulace	USD/ks
Přímý materiál	80,00
Přímé mzdy (55 min*0,30 USD)	16,50
Režie (55 minut *1,8029 USD)	99,16
Celkové náklady výrobku	195,66

Pro režii byly použity přímé mzdy přičemž celková roční výše režii je 900 000 USD a fond pracovníka/rok = 2080 hodin a každý z nich pracuje (umí) pracovat jenom na jednom stroji ($900\ 000 / (2080 * 60) / 4 = 1,8$)

A. Zlepšovací návrh : za 5000 US dodáme nové zařízené, které zkrátí celkovou dobu výroby výrobku o 3 minuty, takže stroj B bude pracovat o 2 minut déle, ale díky tomu A bude pracovat o 5 minut méně.



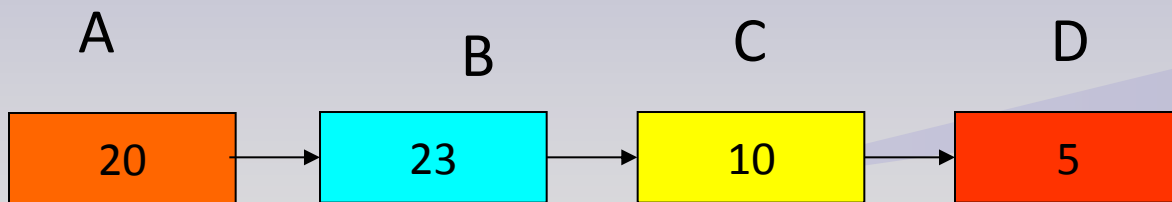
Úspora je $195,66 - 189,35 = 6,31$
 a při prodeji 3500 ks bude **22 085 USD**
 s výjimkou prvního roku. Když odečteme
 investici 5000 USD dostaneme v prvním
 roce úsporu 17085 USD !!!, $ROI = 442\% = 22085 / 5000$

Položka kalkulace	USD/ks
Přímý materiál	80,00
Přímé mzdy (52 min*0,30 USD)	15,60
Režie (52 minut *1,8029 USD)	93,75
Celkové náklady výrobku	189,35

Kalkulace s pomocí TOC metrik 1 výrobek – různé pohledy na výnosnost řešení varianta 1


- bude potřeba odhalit úzké místo . Podnik se svými 4 stroji vyrobí maximálně ročně za 55 minut/kus celkem $(2080 \cdot 60) / 25 = 4992$, kde 25 je průtok na úzkém místě B
- Když se zrealizuje zlepšovák, pak se úzké místo ještě zpomalí (sníží se průtok), ale stále budeme vyrábět $(2080 \cdot 6) / 27 = 4622$ kusů/rok, což je stále více než je poptávka 3500 ks/rok.
- Průtok se nezvětší
- Náklady s zvýší o 5000 USD
- Podnik stále má rezervu při nárůstu poptávku $(4622 - 3500)$!!
- Stejná výchozí data, ale diametrálně rozlišné výsledky

Kalkulace plných nákladů na 1 výrobek – různé pohledy na výnosnost řešení varianta 2



Celkový čas = 20+23+10+5=58 minut

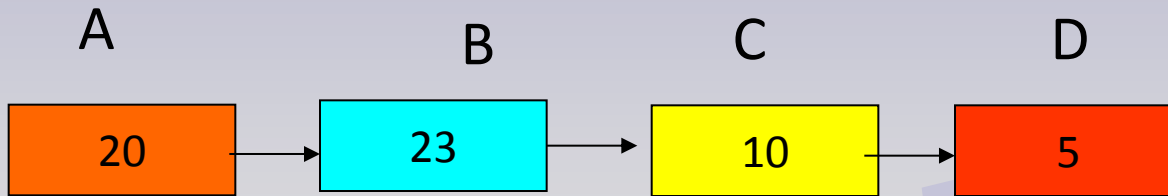
Položka kalkulace	USD/ks
Přímý materiál	80,00
Přímé mzdy (55 min*0,30 USD)	16,50
Režie (55 minut *1,8029 USD)	99,16
Celkové náklady výrobku	195,66



Položka kalkulace	USD/ks
Přímý materiál	80,00
Přímé mzdy (58 min*0,30 USD)	17,40
Režie (58 minut *1,8029 USD)	104,57
Celkové náklady výrobku	201,97

Roční prodej $(2080 \cdot 60) / 25 = 4992$ bychom získali úsporu 31500 USD = $4992 \cdot (201,97 - 195,66) = 4992 \cdot 6,31 = 31\,500$ USD, kde 25 minut je původní průtok úzkého místa před zlepšením

Kalkulace s pomocí TOC metrik 1 výrobek – různé pohledy na výnosnost řešení varianta 2



- Průtok vzroste o 434 ks navíc -> $5462 - 4992$, kde $5462 = 2080 * 60 / 23$
- Jednotkový průtok je prodejní cena - přímý materiál = $400 - 80 = 320$ to znamená $320 * 434 = 138\,880$ USD
- Velikost provozních nákladů se nemění
- ROI ukáže neuvěřitelných 2 778 % a dobu návratnosti 13 dnů což je $5000 \text{ USD} / 138\,880 \text{ USD} = 0,0365$ roku = 13 dnů.

Implementation of TOC is complicated switchover process

- it represents challenging adventure, where the invested efforts are often not predictable
- it requires cooperation, coordination and use of well informed and trained teams on both sides.
- you will certainly overcome natural resistance against changes and persuade distressed and indolent people
- **no one is willing to change anything**



Implementation of TOC is complicated switchover process

- try to find somebody who could accept changes !!!
- you must persuade these guys, that the suggesting changes are in fact their idea and without their creativity TOC would be only toothless beast !
- but how to achieve it ??



Implementation of TOC is complicated switchover process

- **Socratic teaching** – proving the logic by use of dialog
- **Buy-in approach** – initiator of the changes must have interpersonal and communication talents in order to persuade the targets and squeeze from the people their best ideas.

Socratic teaching



Implementation of TOC is complicated switchover process

We have to find out the answers to these questions:

1. What to change?
2. To what to change to ?
3. How to make the change happen?

Implementation of TOC is complicated switchover process

What to change?

- **Objectives** : Situation assessment, description of “current reality,” and identification of the **core problem** or conflict and assumptions that sustain it. Diagnosis and systemic root cause analysis.
- But at any time you will meet enemies – the ones who hate any changes
You have a lot of people wishing to do the same, a lot of people doing exactly the opposite and immense quantity of people which would like to do nothing !
- **Layers of resistance**: **Lack of agreement on the problem**

RESISTANCE



Implementation of TOC is complicated switchover process

To what to change?

- **Objectives** : Verbalization of vision/solution, description of strategy to attain the desired state, and avoidance of undesirable side effects. Prescription, decision-making, and solution development.
- **Layers of resistance**:
 - Lack of agreement on a possible direction for a solution
 - Lack of agreement that the solution will truly address the problem
 - Concern that the solution will lead to new undesirable side effects (“Yes, but...”)
 - Or you will get even worse reaction („NO, because...”)

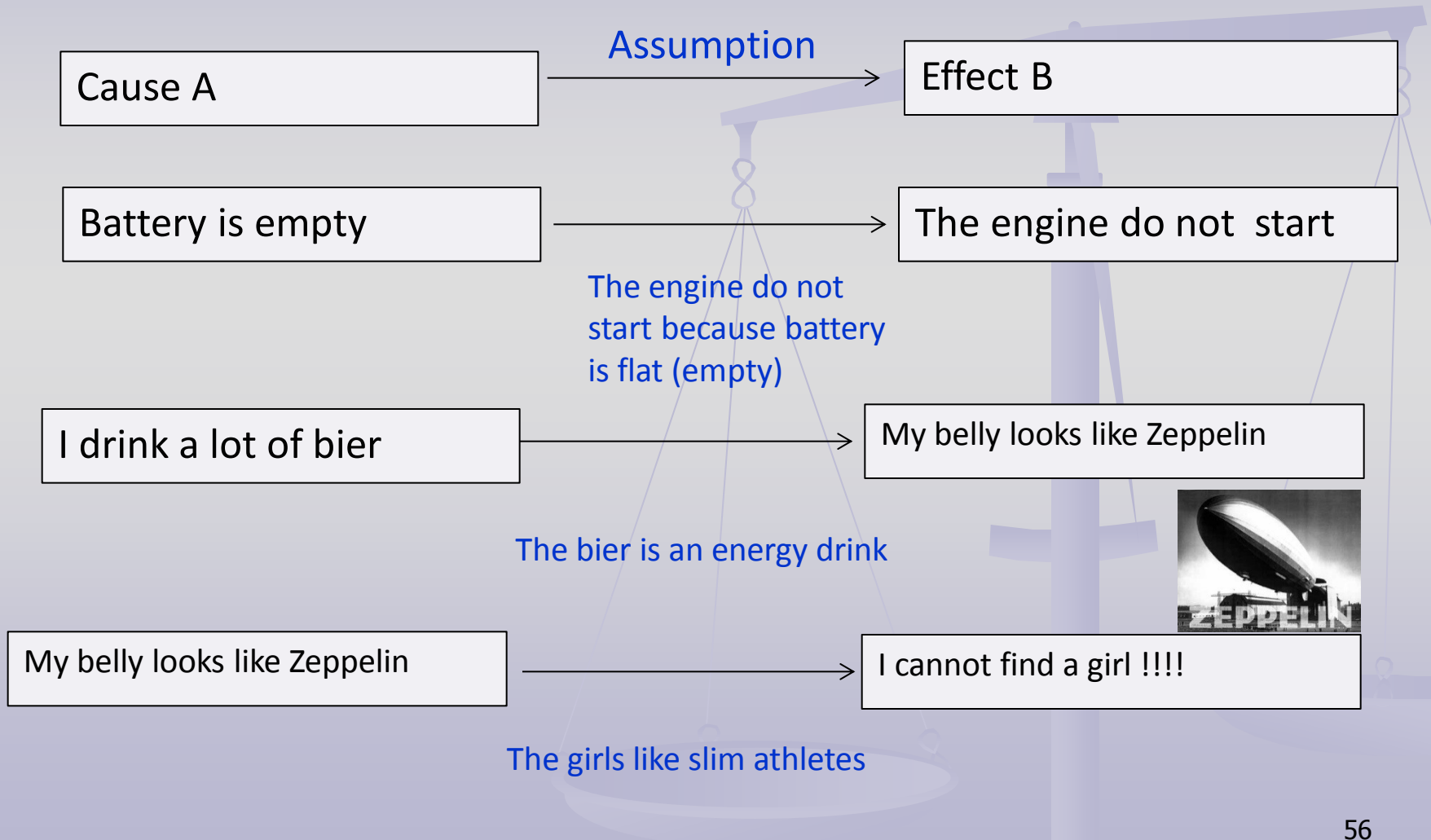


Thinking Process Tools

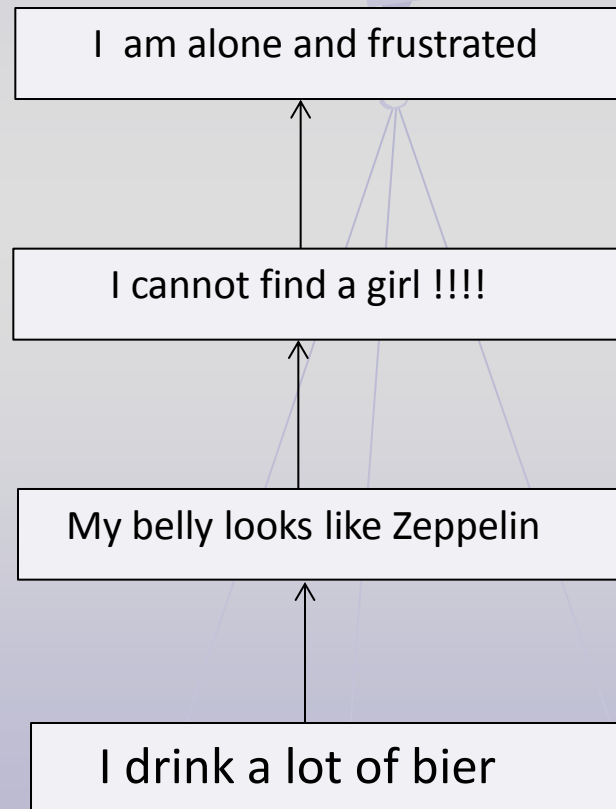
- offer the answers to three TOC questions about changes
- help to **clear away** every layers of resistance
- **visualisation** of the thinking process
- **verbalization** of the thinking process
- use of **casual logic** (cause ->effect)
- use of **sufficiency logic** - „IF - AND - THEN“
- use of **necessity logic** - „IN ORDER TO - THEN - BECAUSE“

In logic, **necessity** and **sufficiency** are implicational relationships between statements

Basics



Cause-effect simple structure



Thinking Process Tools

Necessity logic

IN ORDER TO - THEN - BECAUSE



I will survive and I will date girls every day

In order to survive and to be strong as **Hercules** I must eat fatback

I am eating fatback (Bůček) every day



Thinking Process Tools

Necessity logic

For it to be true that "John is a single (bachelor) ", it is necessary that it be also true that he is :

unmarried

male

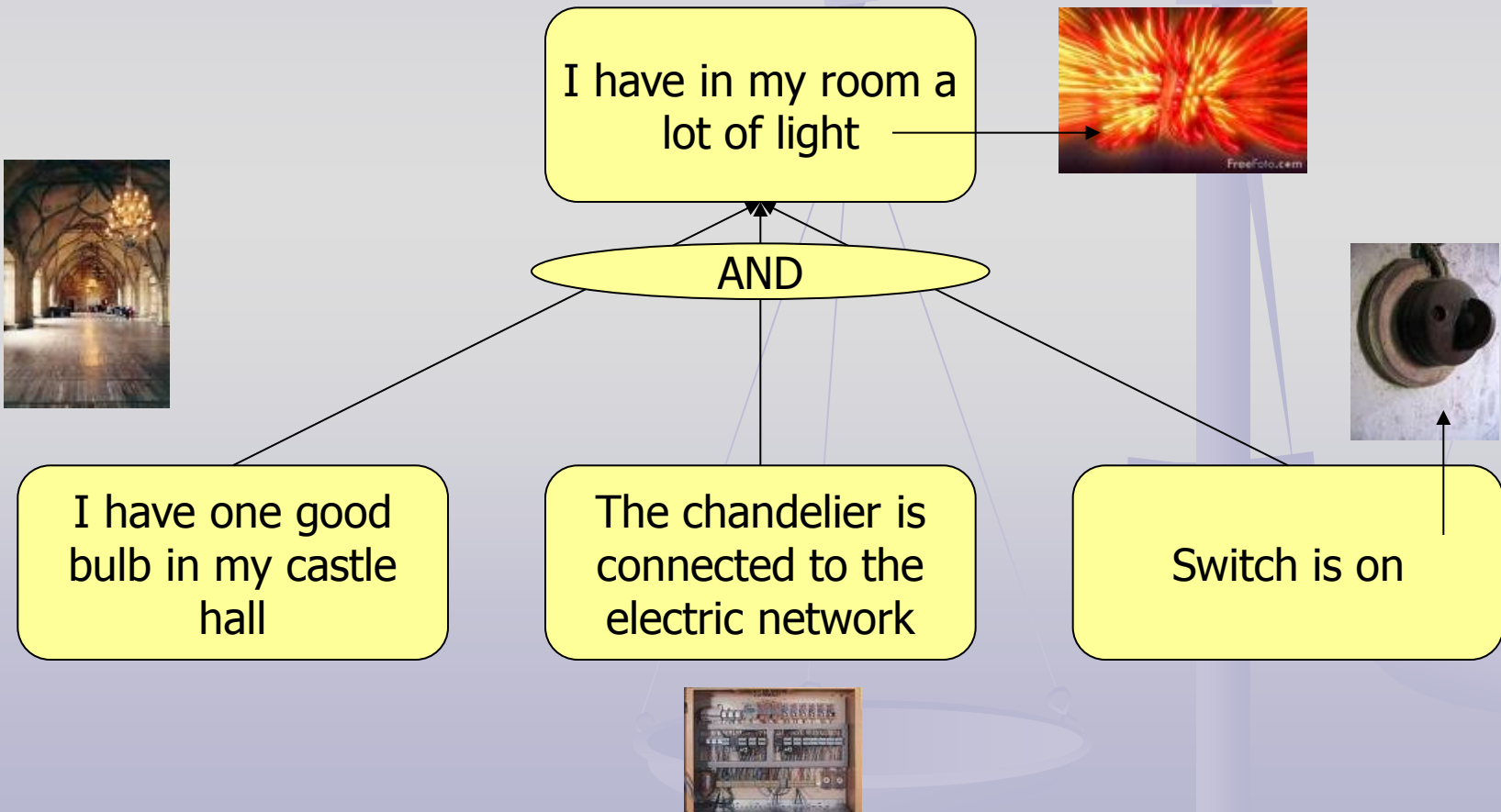
and adult

since to state "John is a bachelor" implies John has each of those three additional predicates

Thinking Process Tools

Sufficiency logic

IF - AND - THEN



TEST

<https://www.khanacademy.org/partner-content/wi-phi/wiphi-critical-thinking/wiphi-fundamentals/e/necessary-vs-sufficient-conditions>

We have to solve the crucial question:
what is a core problem (what should be changed)

A tool for solving such a task : **Current Reality Tree**

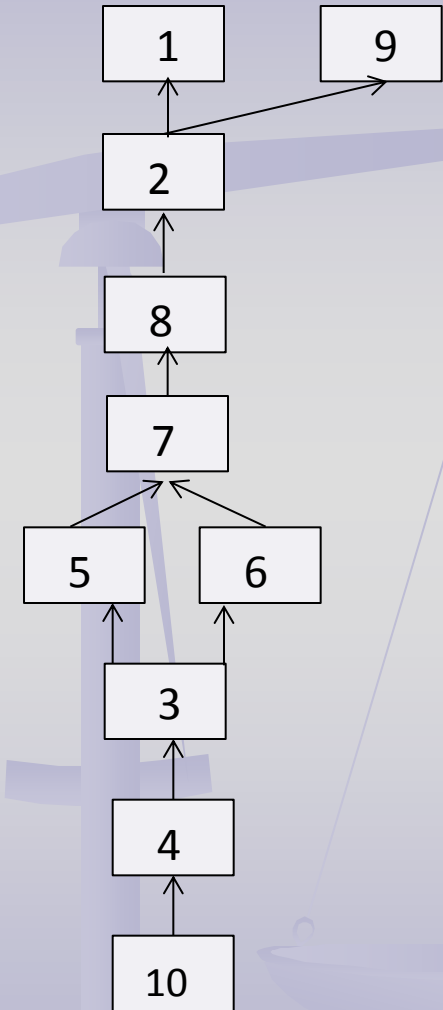
- Why to change something and what is something (core problem=constraint, bottleneck)
- Summary of all **U**ndesirable **E**ffects (**UDE**) and their layout based on **casual logic - sufficiency logic**
- **Core Problem** – common cause of all UDE

UDE examples

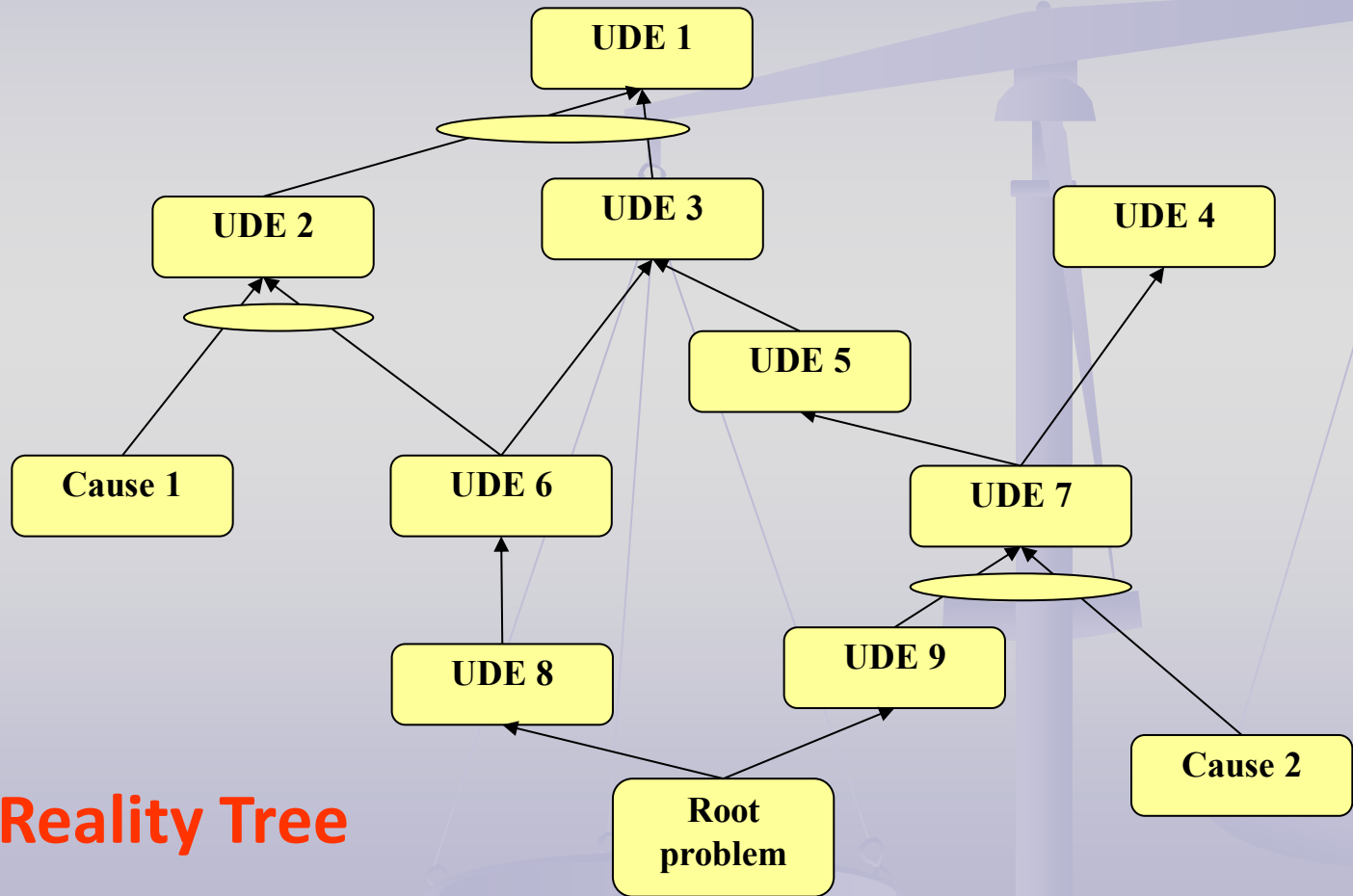
- **From the book "[It's Not Luck](#)", some examples of the UDEs are:**
- Production and distribution do not improve fast/significantly enough
- Engineering is unable to deliver new products fast and reliably enough.
- Companies don't come up with sufficient innovative ideas in marketing.
- In more and more cases the price the market is willing to pay doesn't leave enough margin.
- There is unprecedented pressure to take actions that will increase sales
- Competition is fiercer than ever.
- In advanced material industries there is a need to launch new products at an unprecedented rate.
- In advanced material industries the constant introduction of new products confuses and spoils the market.
- Sales people are overloaded.
- There is increasing pressure to reduce prices.

CRT Example - UDE's are specified as follows

1. We lose customers
2. Customers are not happy
3. Obsolete information system (in order to get right and correct information for decision making)
4. We do not have enough investments in information technologies
5. Information delay
6. Decision making delay
7. Work delay
8. Due date performance is not good
9. Revenue is going down (due to customer rush)
10. We have invested a lot of money in buying machines without analyzing their use



We have to solve the crucial question: **what is a core problem** (what should be changed)

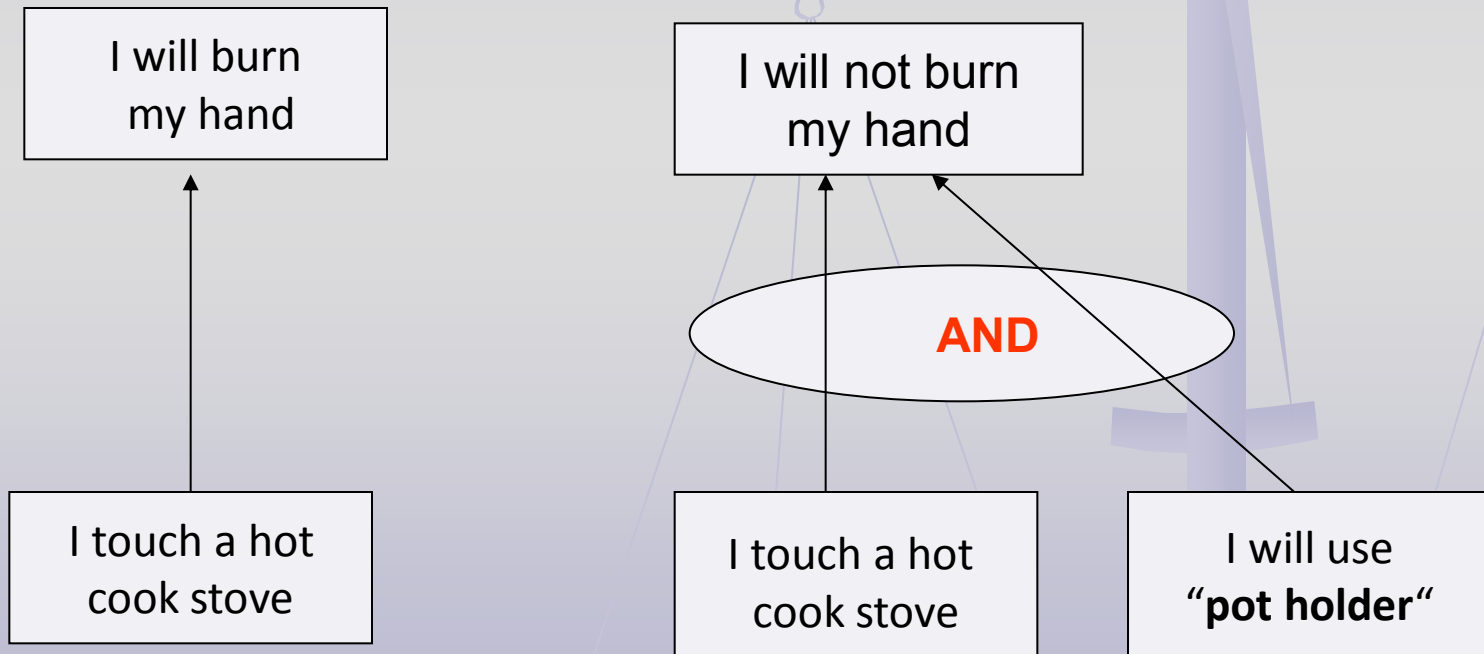


Current Reality Tree

We have to solve the crucial question: **what is a core problem** (what should be changed)

Causality:

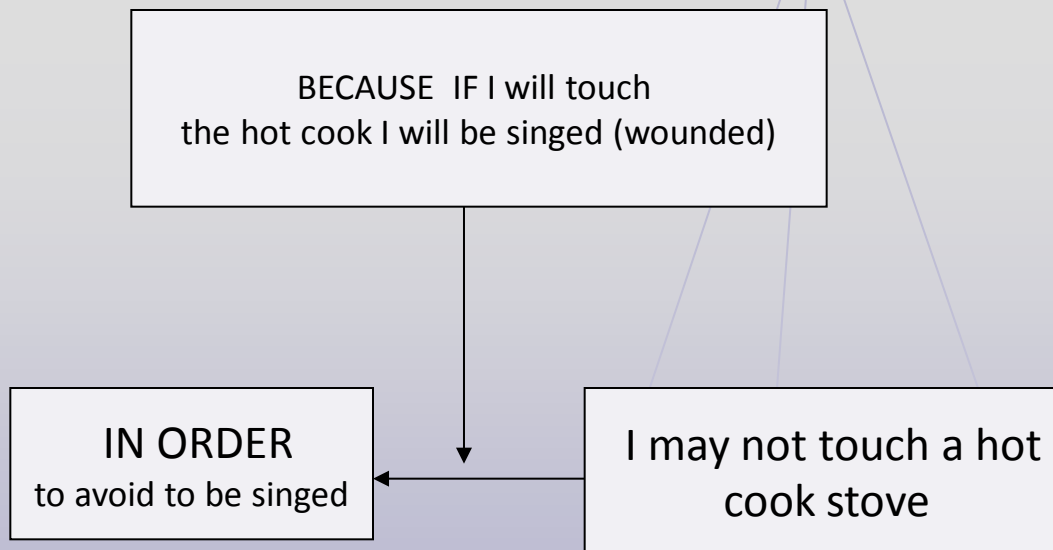
IF a lot of snow **AND** snowboarding in restricted area **THEN** avalanche



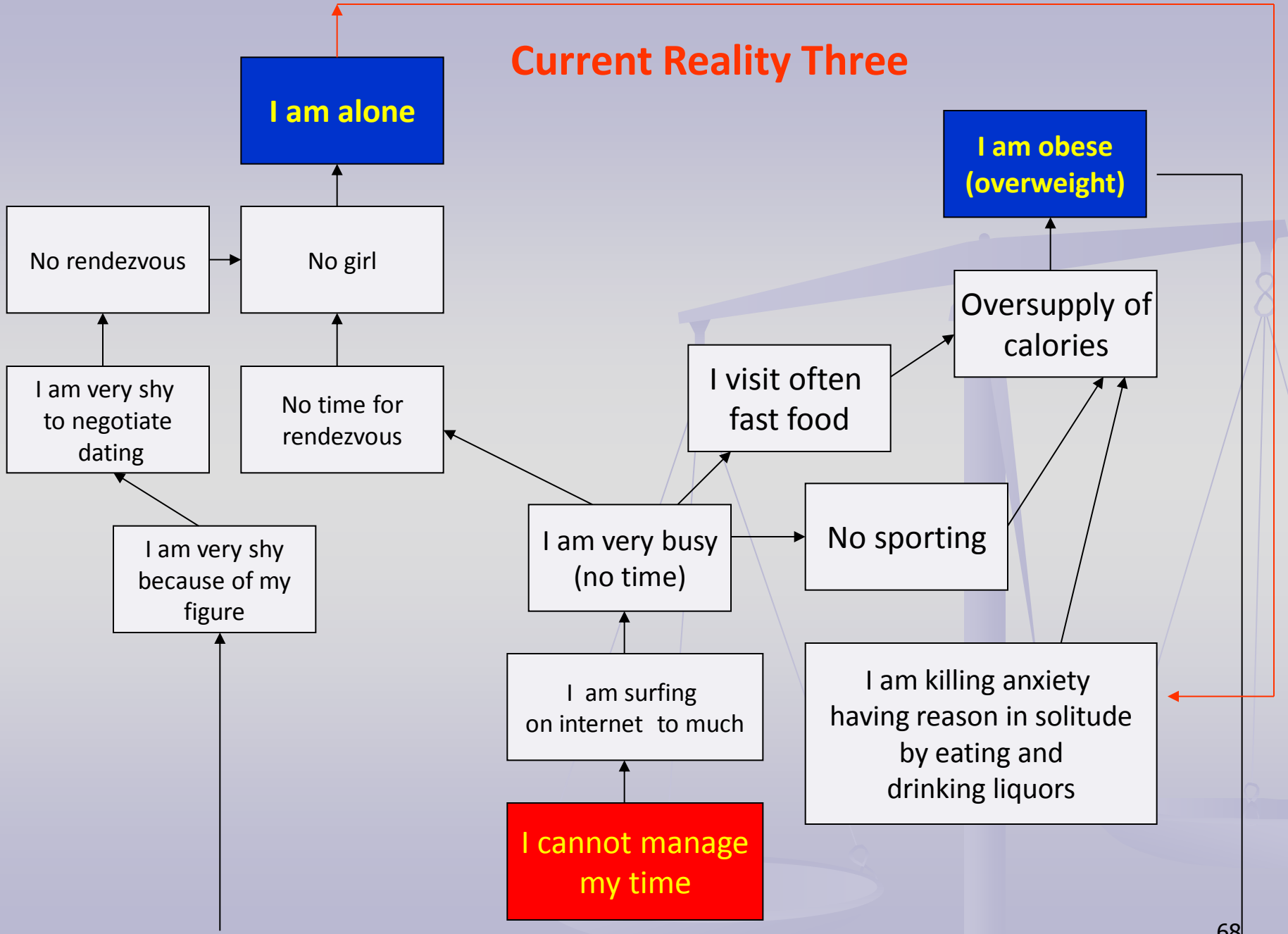
We have to solve the crucial question: **what is a core problem** (what should be changed)

Necessity logic:

IN ORDER to avoid something **I HAVE TO** do this



Current Reality Three

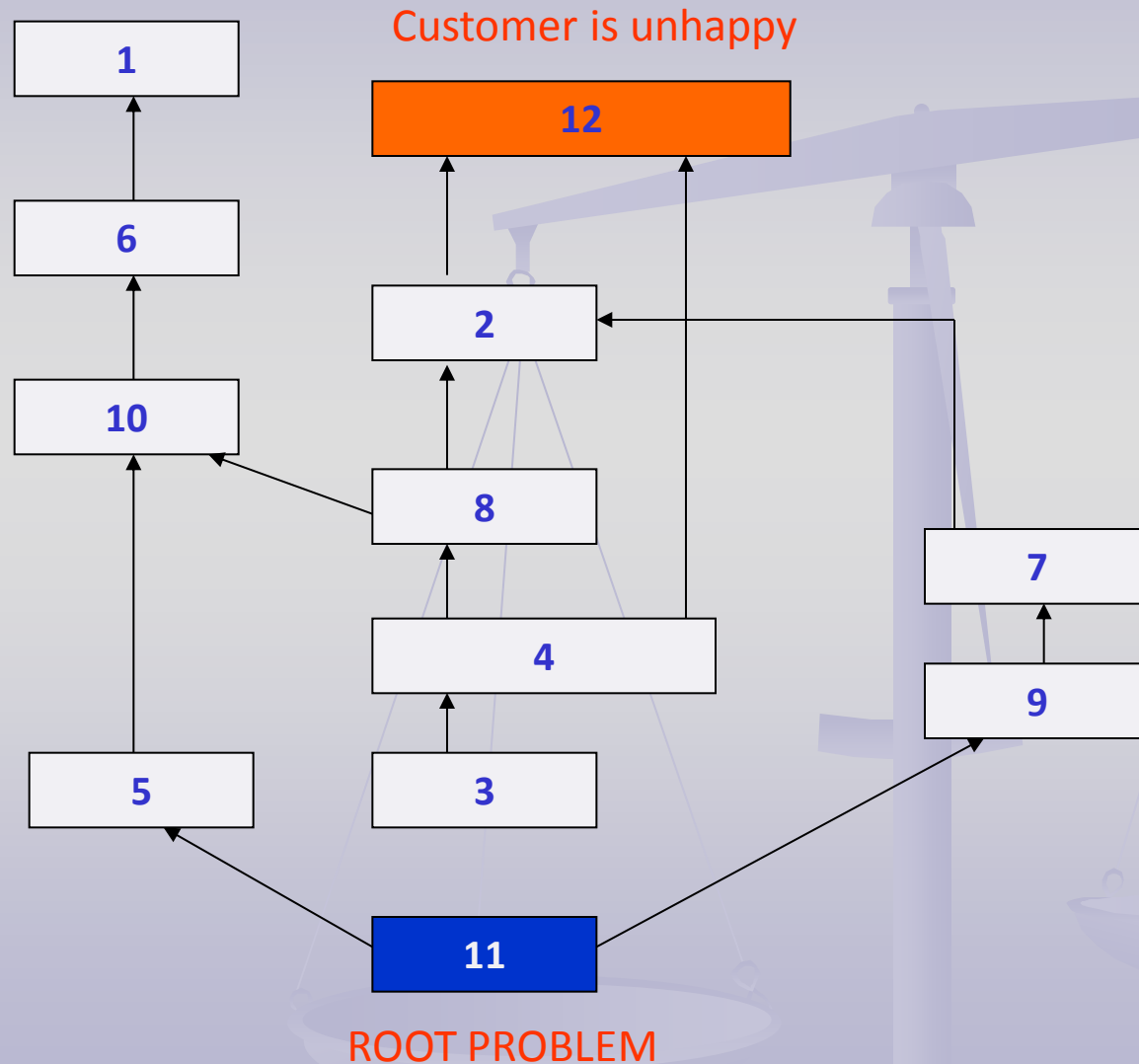


Current reality three (home study)

List of UDE's :

- **UDE1** : lack of financial consultants (FC)
- **UDE2** : late hand-over of required services during implementation and support
- **UDE3** : a modern design of ERP is not easily understood by rigid customer's accountants
- **UDE4** : the customer's accountants tend to use old fashioned methods and processes which are difficult to manage by using a modern ERP
- **UDE5** : rigid remuneration does not allow to pay more FC than the others
- **UDE6** : high level of fluctuation and job-hopping
- **UDE7** : overburdened FC as a consequence of bad multitasking (will be explained later in Critical Chain PWP)
- **UDE8** : FC are fed up by permanent repetitive explanation to the customer's accountants who do not want to understand
- **UDE9** : bad multitasking
- **UDE10** : FC are unhappy because of a salary, which is much more lower than their expectations
- **UDE11** : The management sticks to Cost world and tends to decrease costs by minimising payroll and having all resources as a CCR (Critical Constraint Resources)
- **UDE12** : Customer is unhappy

Current reality three (home study)



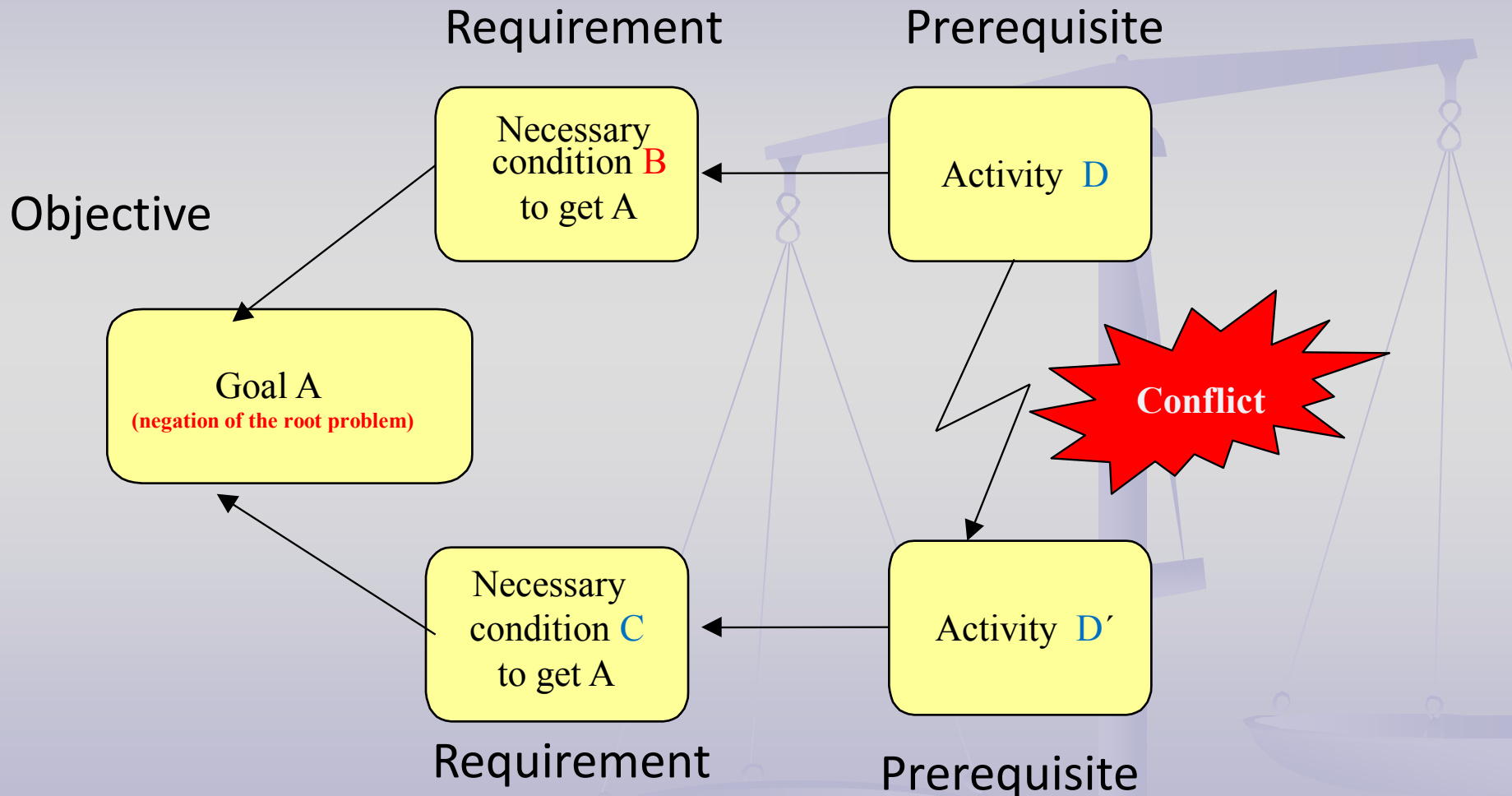
We have to solve another crucial question: the direction of solving **a core problem**

What is the main reason (injection) supporting the change !

Evaporating Cloud Tree

- the change without any compromise - basic and starting impulse for the change
- use of „**necessity logic**“ – common goal, necessary condition to reach this goals, what have to be done and where is a conflict
- „**well thought out from the scratch**“ of the problem, disclosure (findings)and verbal definition of hidden assumptions
- Win-Win solution of the whole conflict = **injection !!!**

We have to solve another crucial question: the direction of solving a core problem



Evaporating Cloud Tree (a conflict tree, a conflict resolution diagram)

How to read this Evaporation tree

In order to have objective A, we must have requirement B..

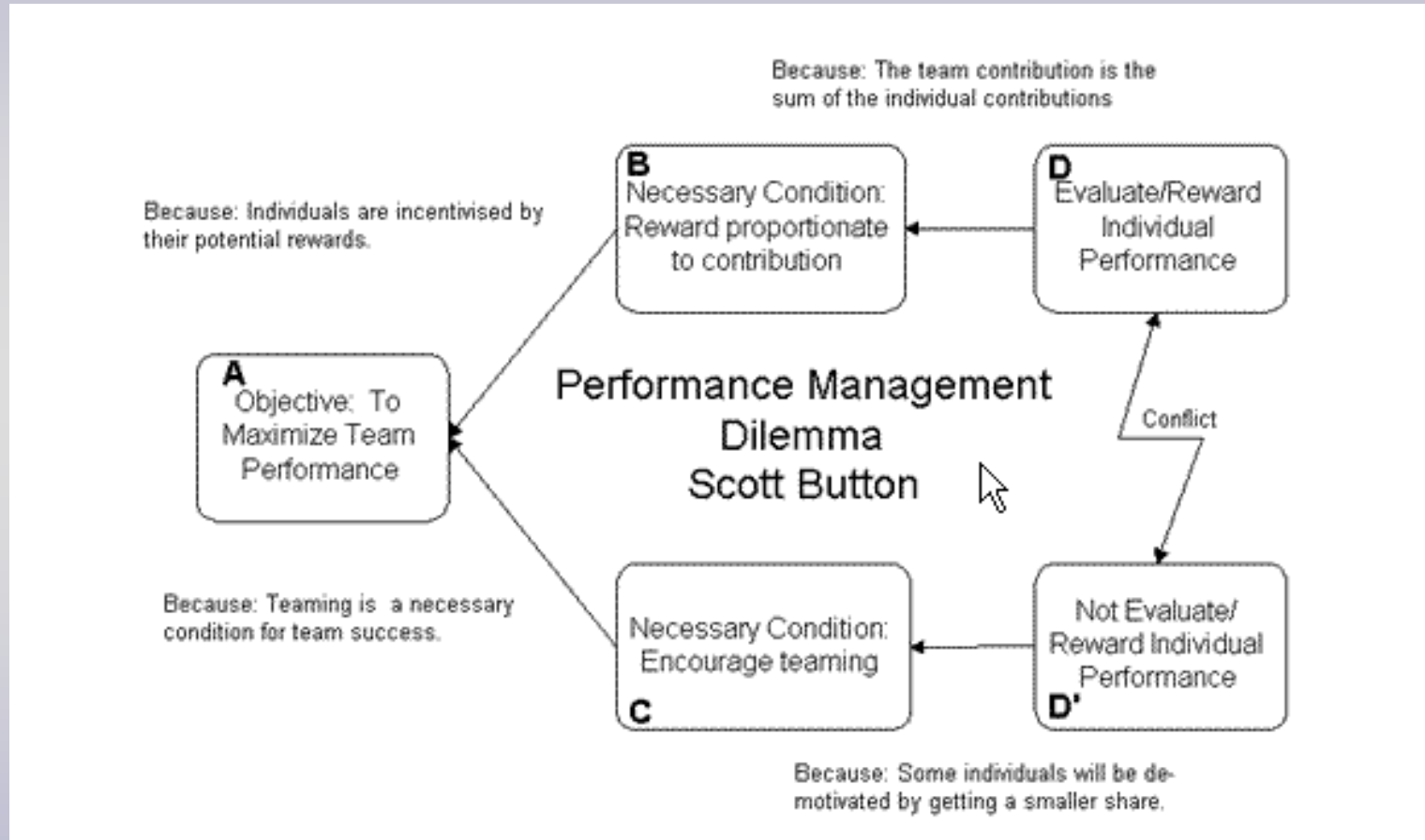
In order to have requirement B, we must have prerequisite D...

In order to have objective A, we must have requirement C...

In order to have requirement C, we must have prerequisite D'...

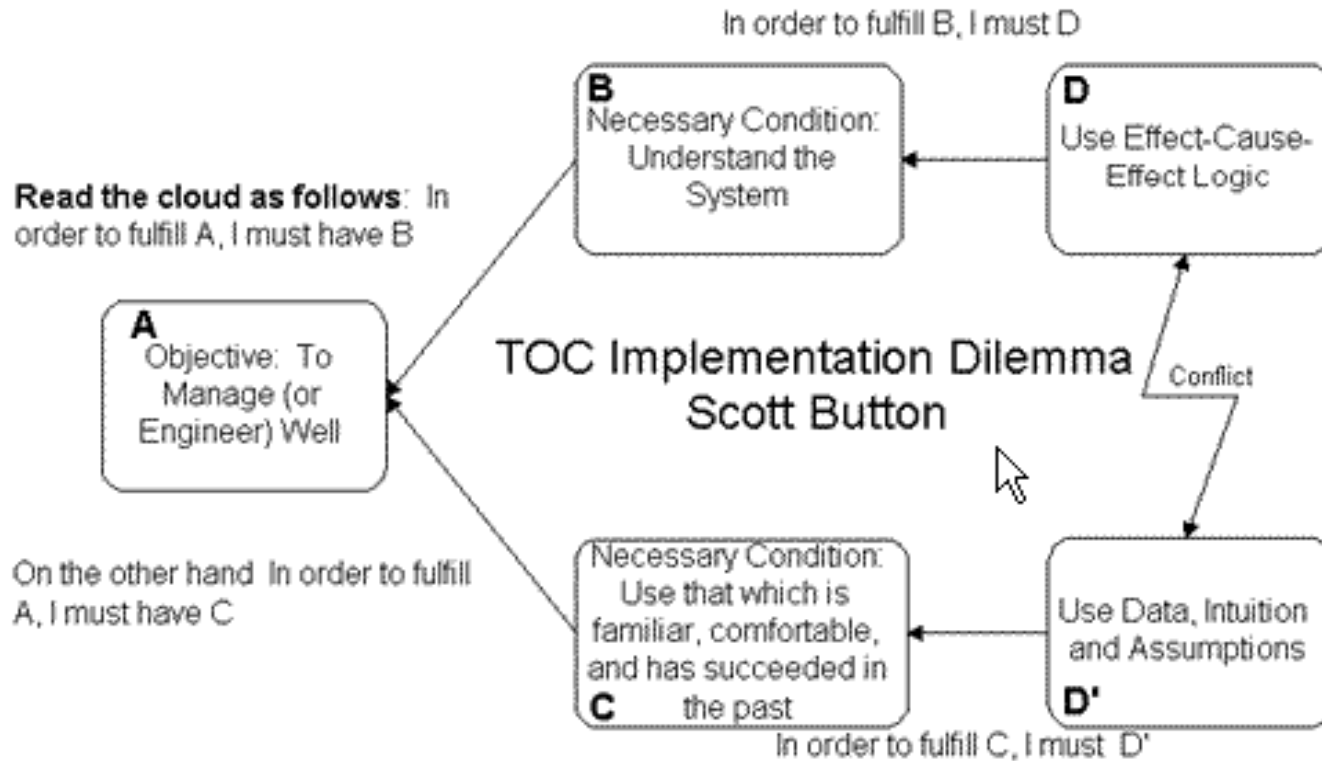
But prerequisites D and D' are in conflict... Like fire and water

Evaporation cloud tree- example 1



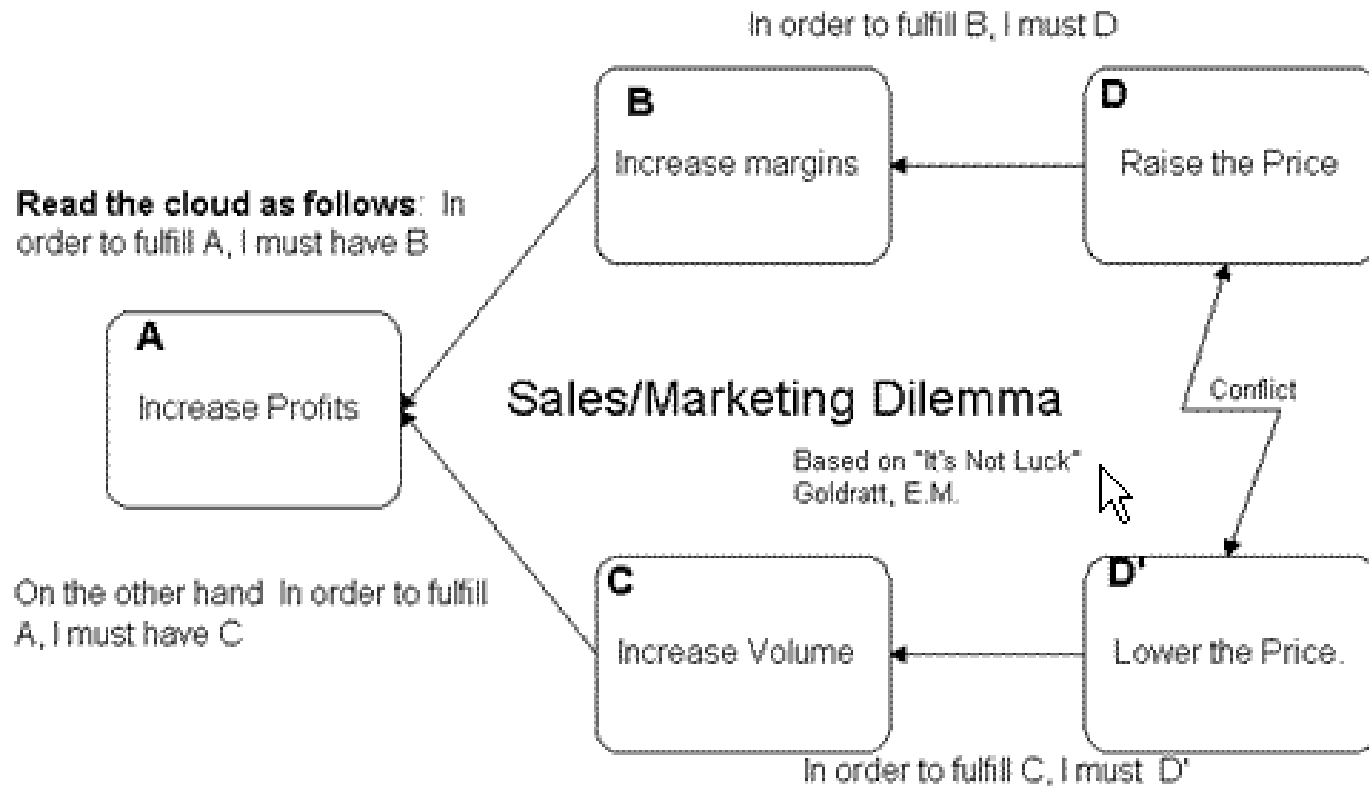
Performance Management

Evaporation cloud tree- example 2



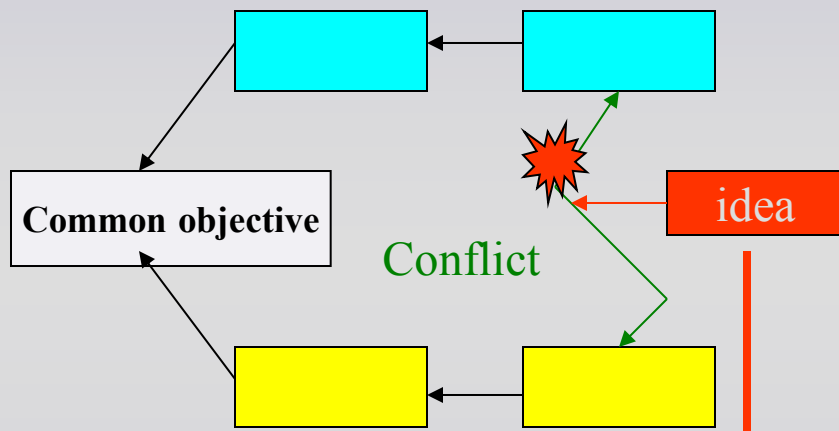
Implementation of TOC

Evaporation cloud tree- example 3

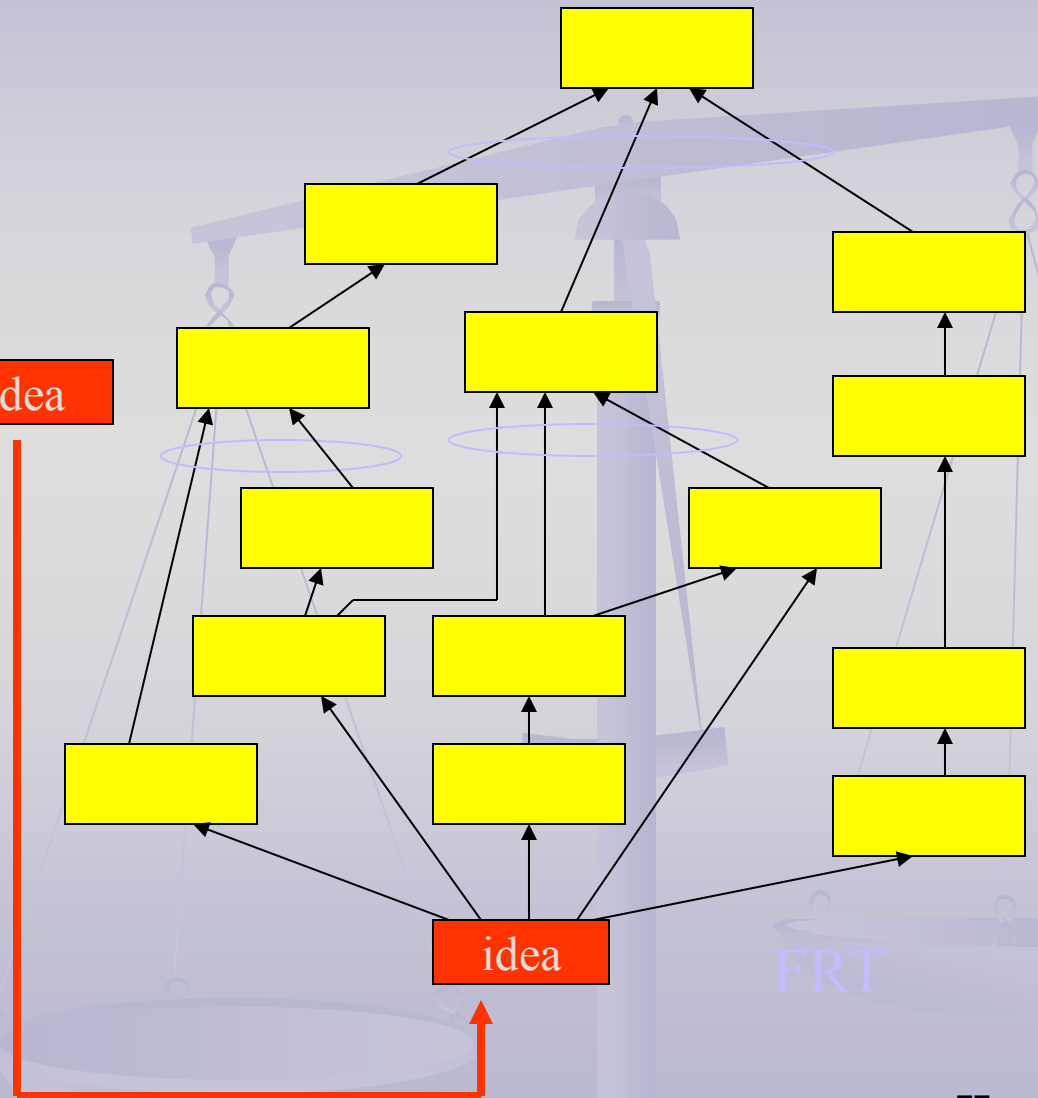


Sales and prices

Transition Evaporation Cloud Tree Future Reality Tree (FRT)

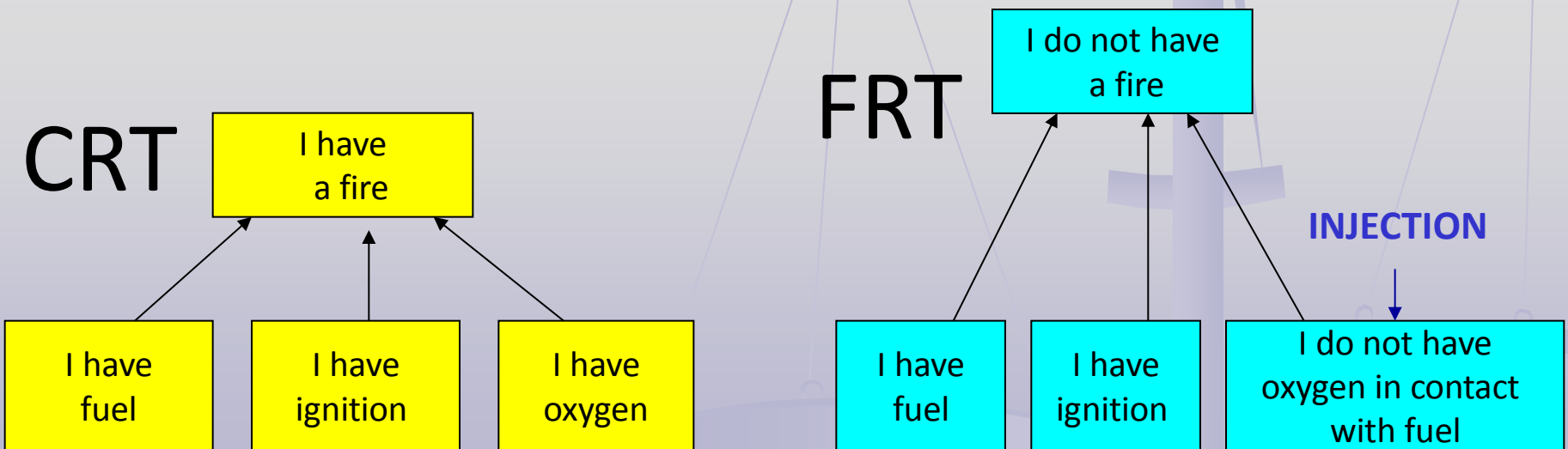


Evaporation Cloud Tree



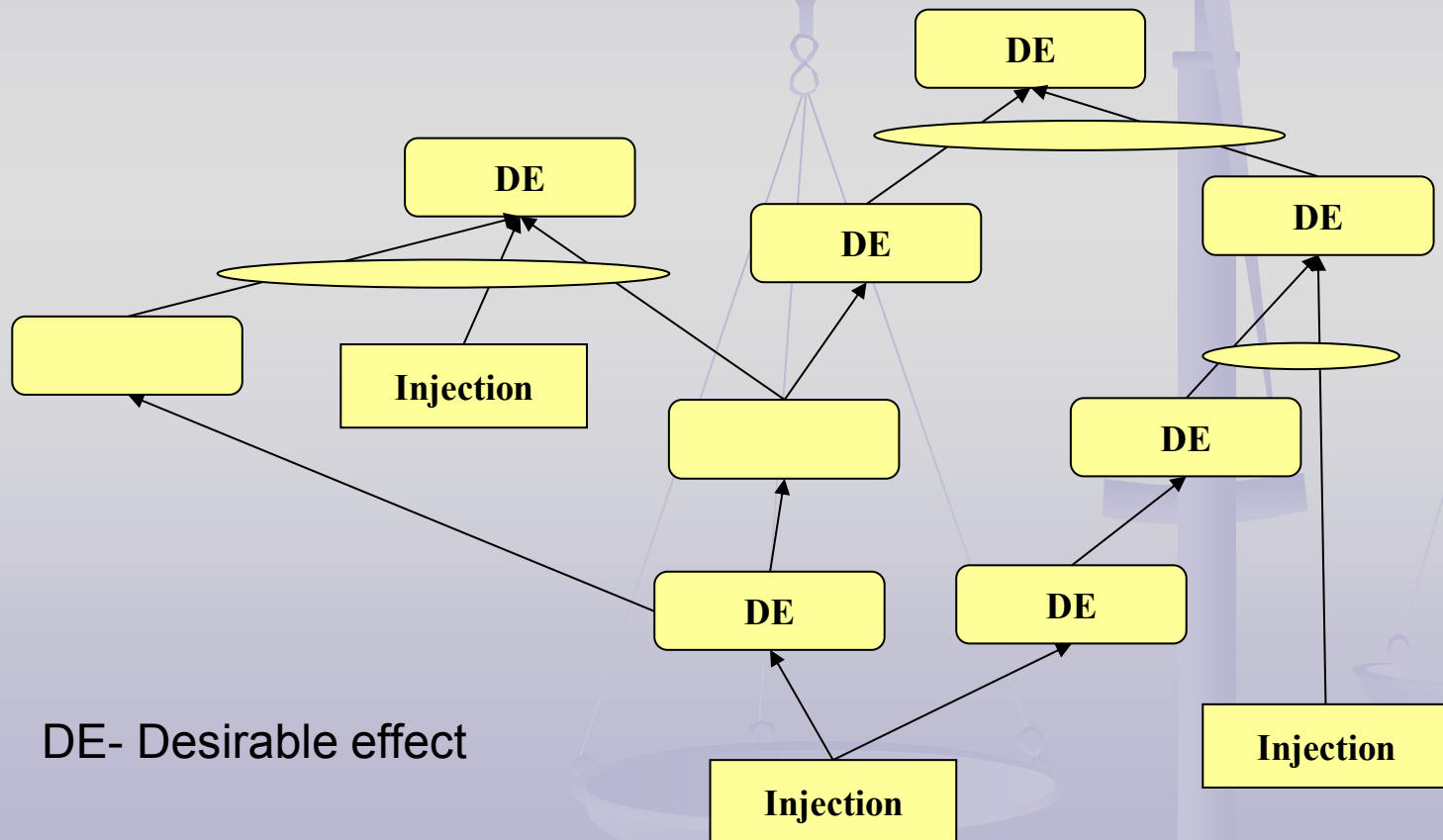
Future Reality Tree (FRT)

- The FRT **is similar** to the CRT in structure, but with new proposed actions, policies, and behaviour injected into it in order to create a new vision of the future reality of the system.
- The power of the logical **"if-then"** construction is that if any one of the lower-level causes are removed or mitigated, everything that is above it is subject to change.
- If any one of the three „IFs“ are removed or modified, the „THEN“ may be removed from consideration as a problem

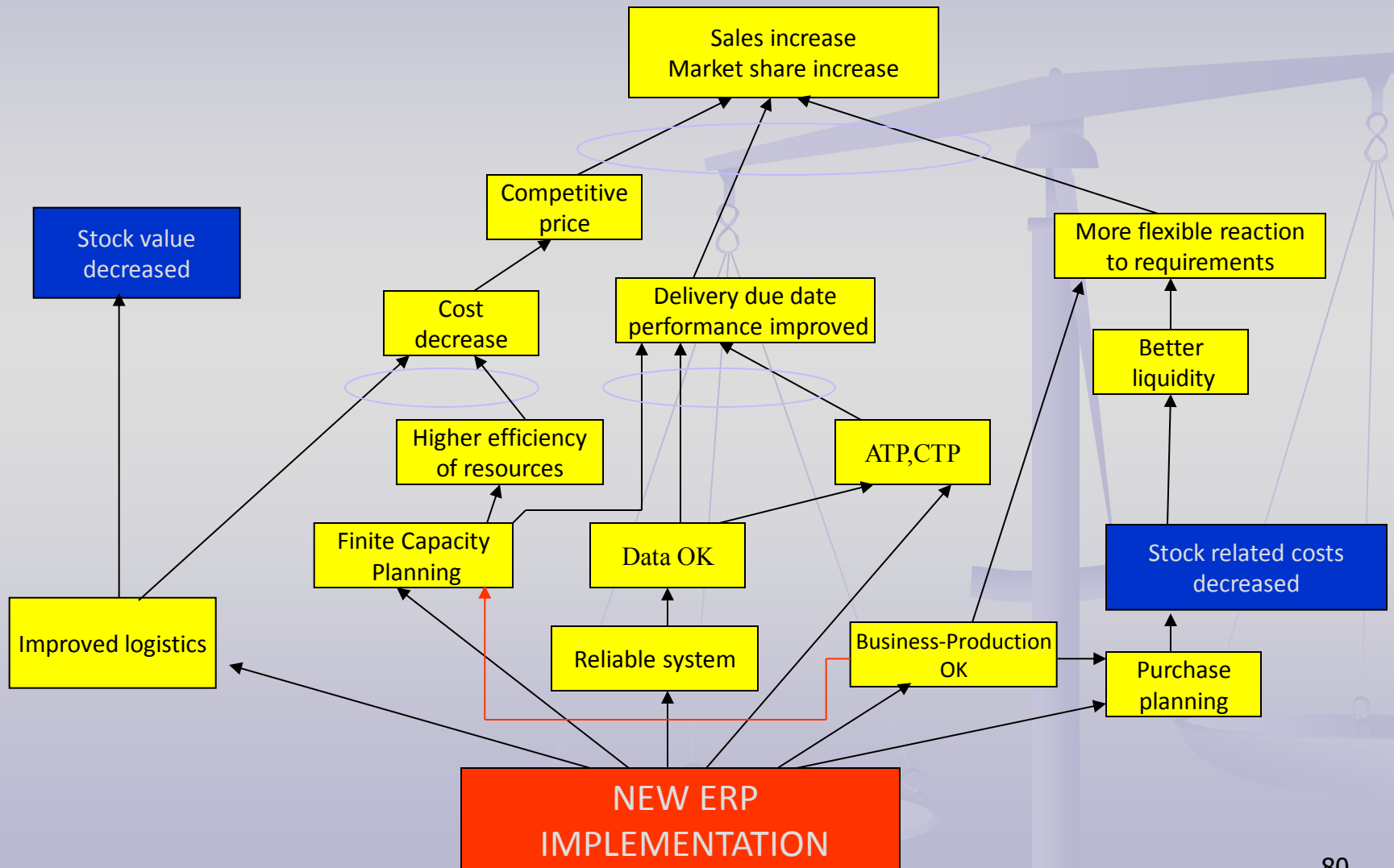


Future Reality Tree (FRT)

- The objective of the FRT is to communicate a vision of how to change the undesirable effects found in the CRT to desirable effects.



Future Reality Tree (FRT)



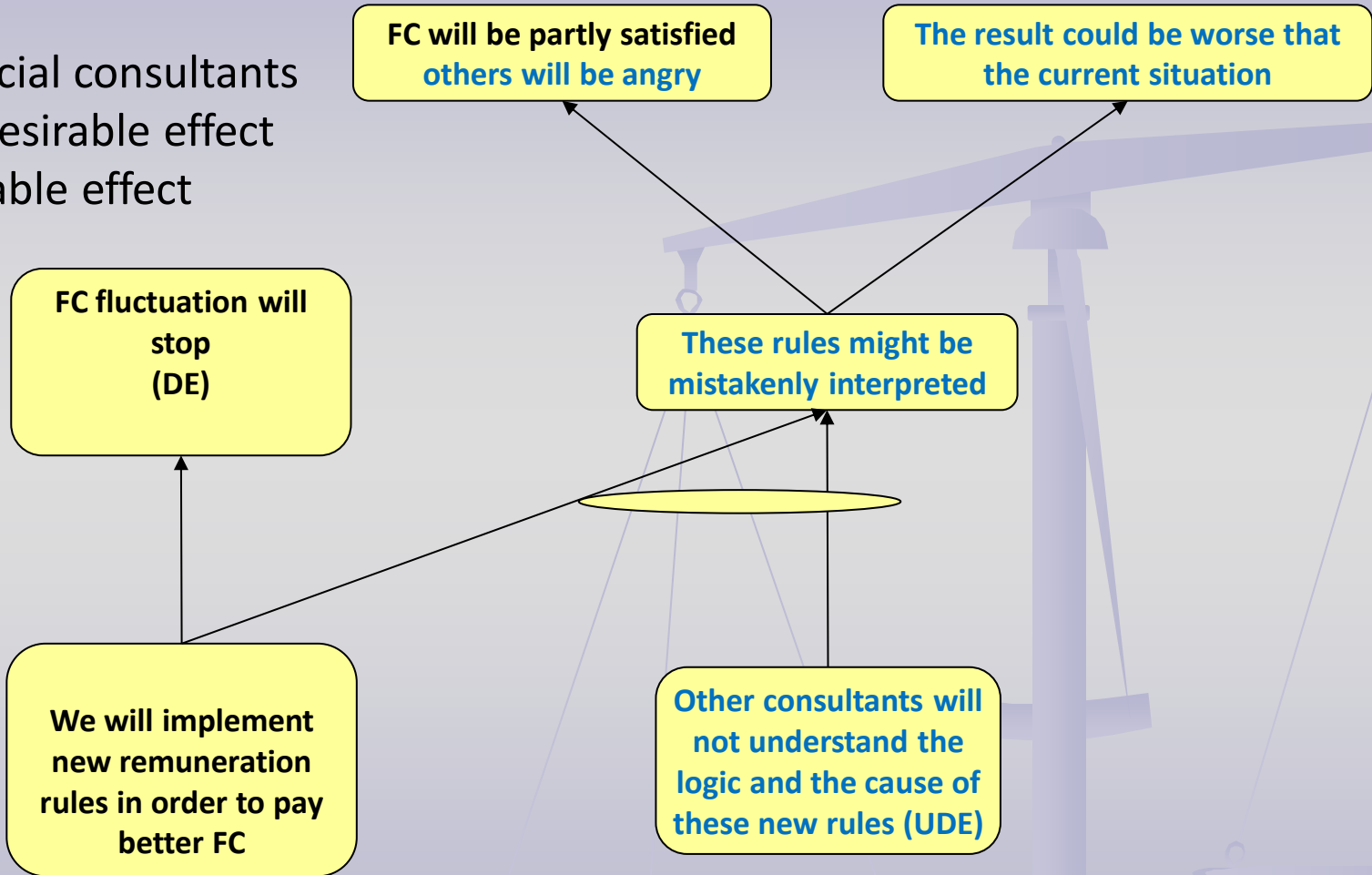
YES, this could be managed **BUT**.....

Negative Branch Reservations (NBR):

- use of **sufficiency logic** – by taking into consideration **objections** of other involved persons
- these objections were related to possible **undesirable impacts** of the injection (solution) implementation
- **NBR** is often a part of the **FRT** (Future Reality Tree)
- Evaporation Cloud Tree, FRT and **NBR** enable to answer the second question : **To What To change ?**

YES, this could be managed BUT.....

FC= financial consultants
UDE=undesirable effect
DE=desirable effect



Negative Branch Reservations

We cannot implement it, because

(Prerequisite Tree):



- use of **necessity logic** – identification of **obstacles**
- use of the human ability to invent **any reason**

WHY IT IS NOT FEASIBLE

- setup of the necessary intermediate objectives
- setup of the schedule for change process

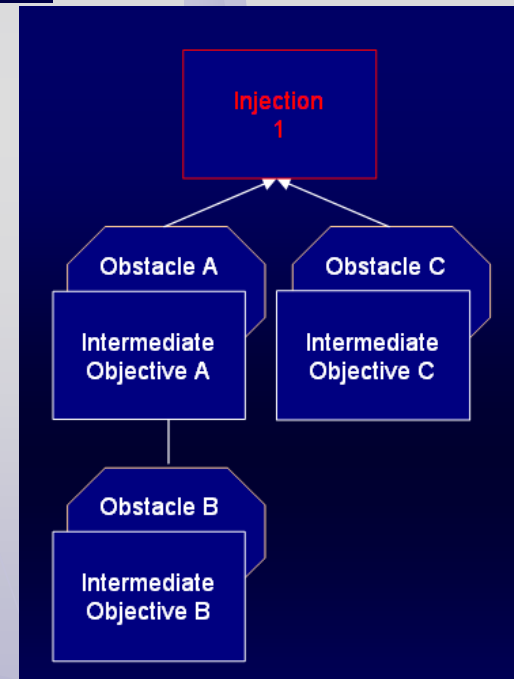

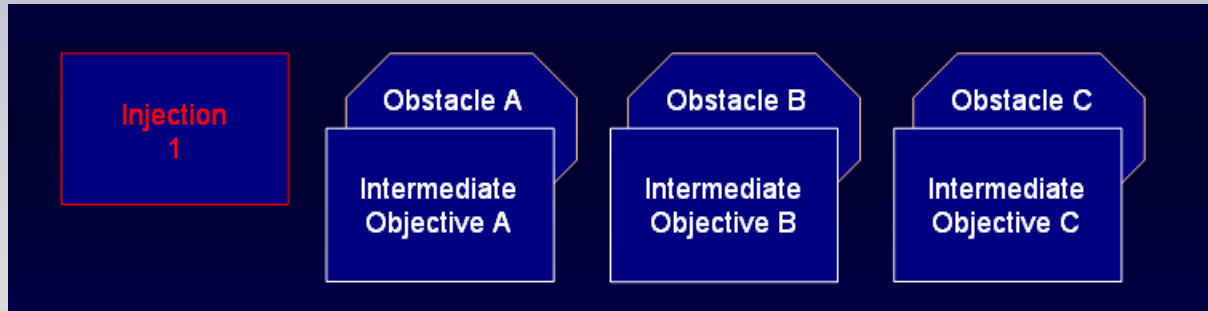
We cannot implement it, because

(Prerequisite Tree):

- The pre-requisite tree ought to be considered **the most important tree** in the **Thinking Process** suite.
- It is the tree that allows us to overcome the **obstacles** that stop us from implementing our plan.
- It is also the tree that in fact becomes the **implementation plan** (*it is very, very close to project management practice !!!!*)
- And it is the tree to which timelines, responsibilities, and accountabilities can be assigned to.
- The pre-requisite tree occupies the position of “plan” amongst the Thinking Process tools.

Prerequisite tree - construction

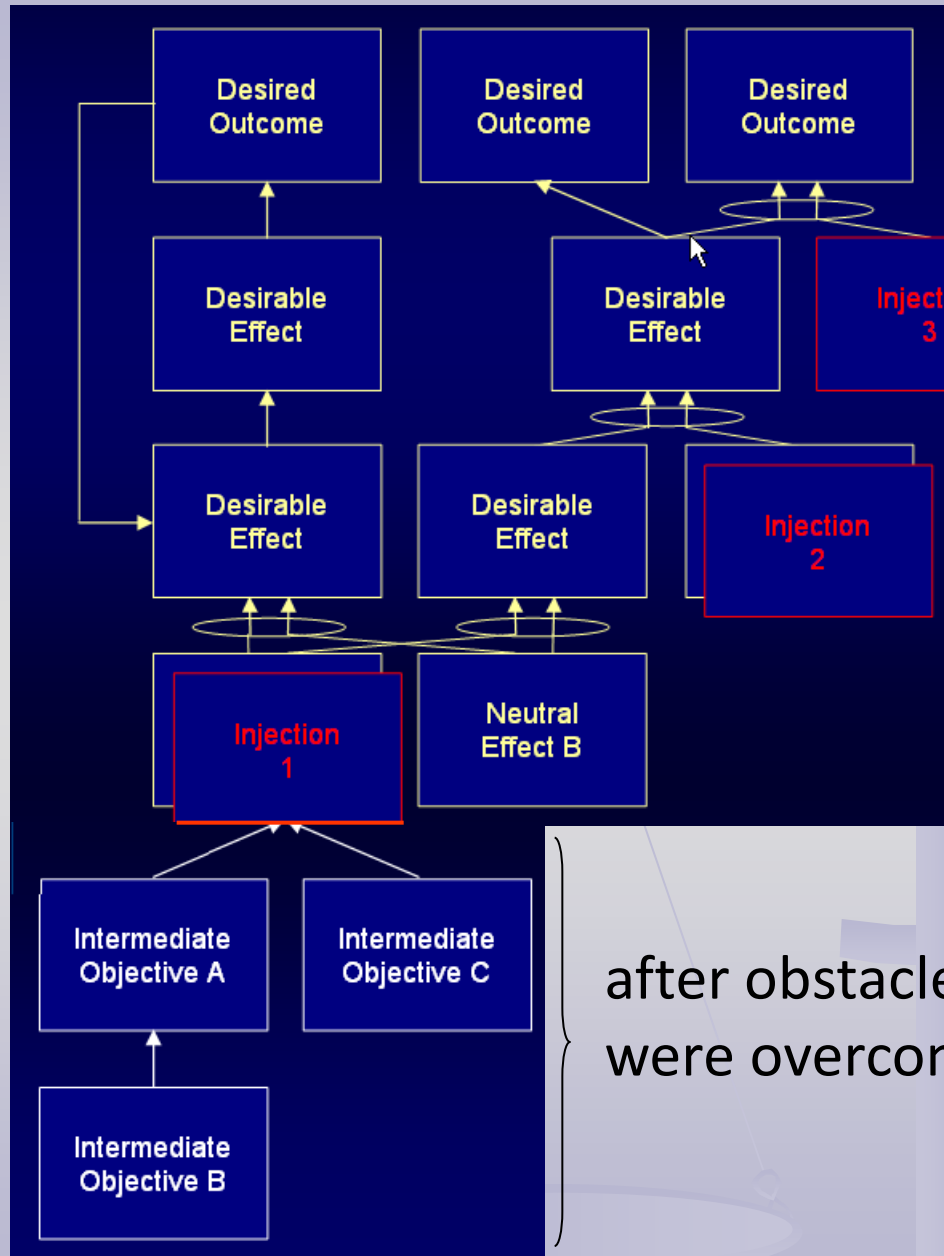
So our first step will look like this



Objectives	Obstacles	Actions
Better reports	Not SW tool	Buy it
Improve liquidity	High Safety Stock	Optimization of ROP
Smart organization	Not Workflow Tool	Buy it or modify ERP

ROP=Reorder Point –see logistics (bod přibjednání)

HOME study ONLY !!!!



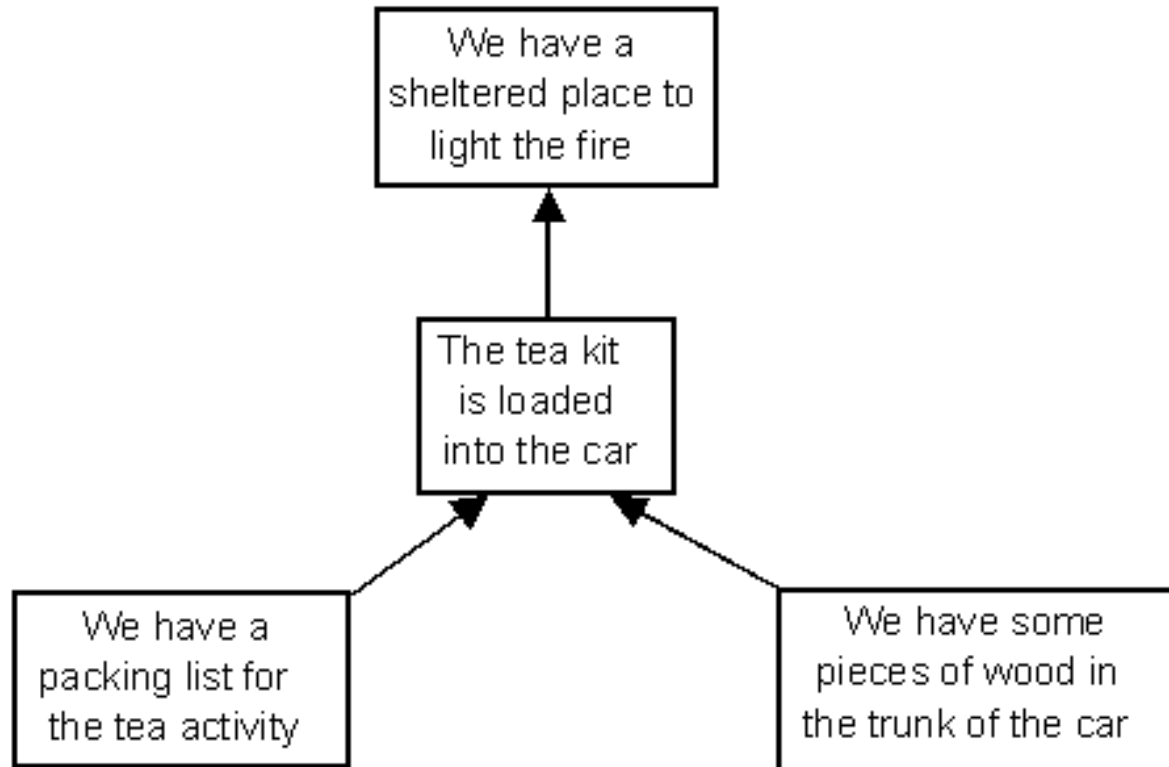
Prerequisite tree - example

- **Tea Mission** (we want to have a nice cup of tea in the wilderness)
- **Obs-1** : We do not have material to burn
- **Obs-2** : Collection of such material is not allowed in the wilderness.
- **Obs-3** : There could be a strong wind
- **Obs-4** : We do not have matches
- **Obs-5** : We do not have cups
- **Obs-6** : We don't have a container to boil the water
- **IO-1** : We have some pieces of wood in the trunk of the car.
- **IO-3** : We have a sheltered place to light the fire
- **IO-4.1** : We have a packing list for the tea activity
- **IO-4.2** : The tea kit is loaded into the car

IO= intermediate (partial) objective

Obs= obstacle

Prerequisite tree - example



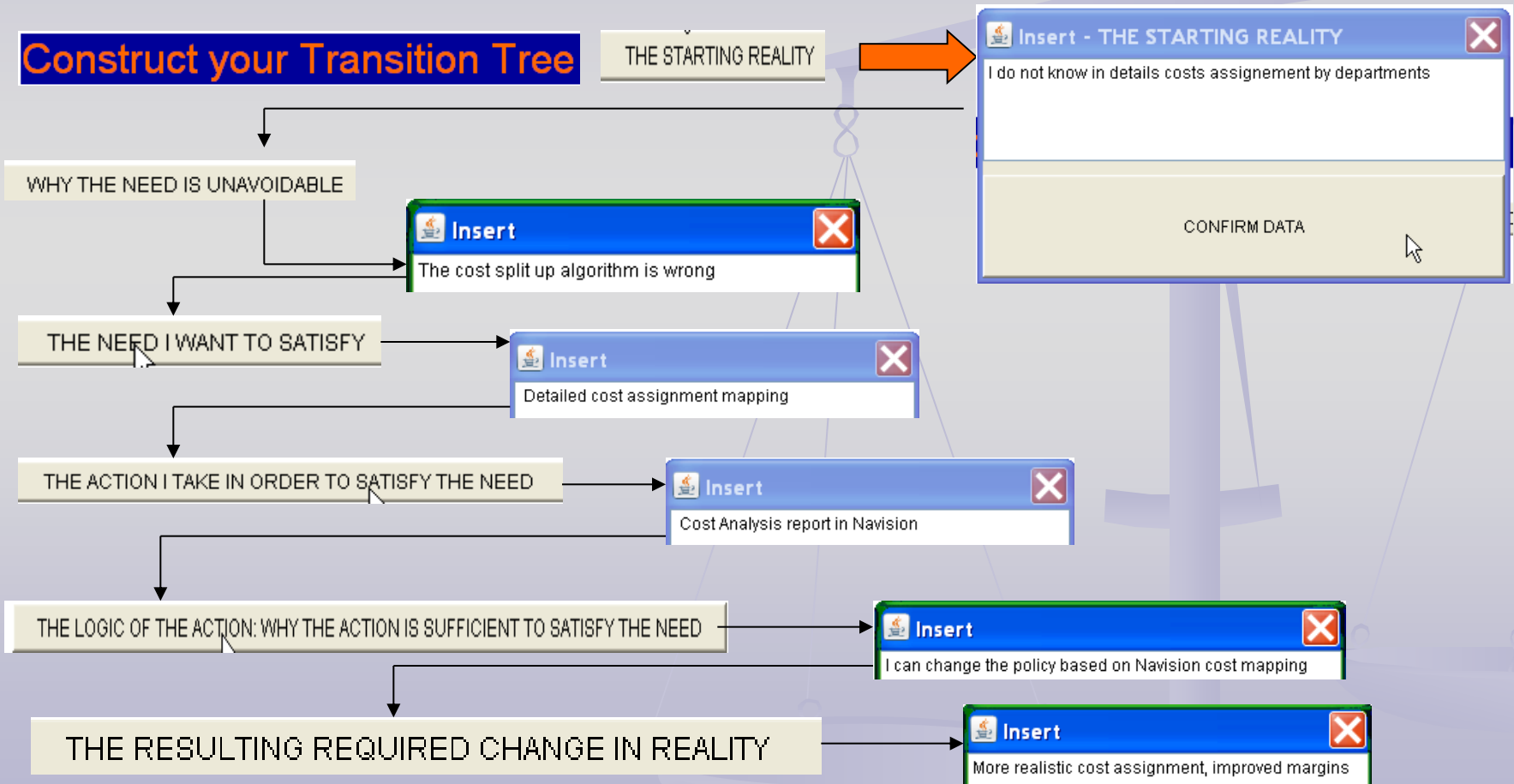
We cannot implement it, because

(Transition Tree):

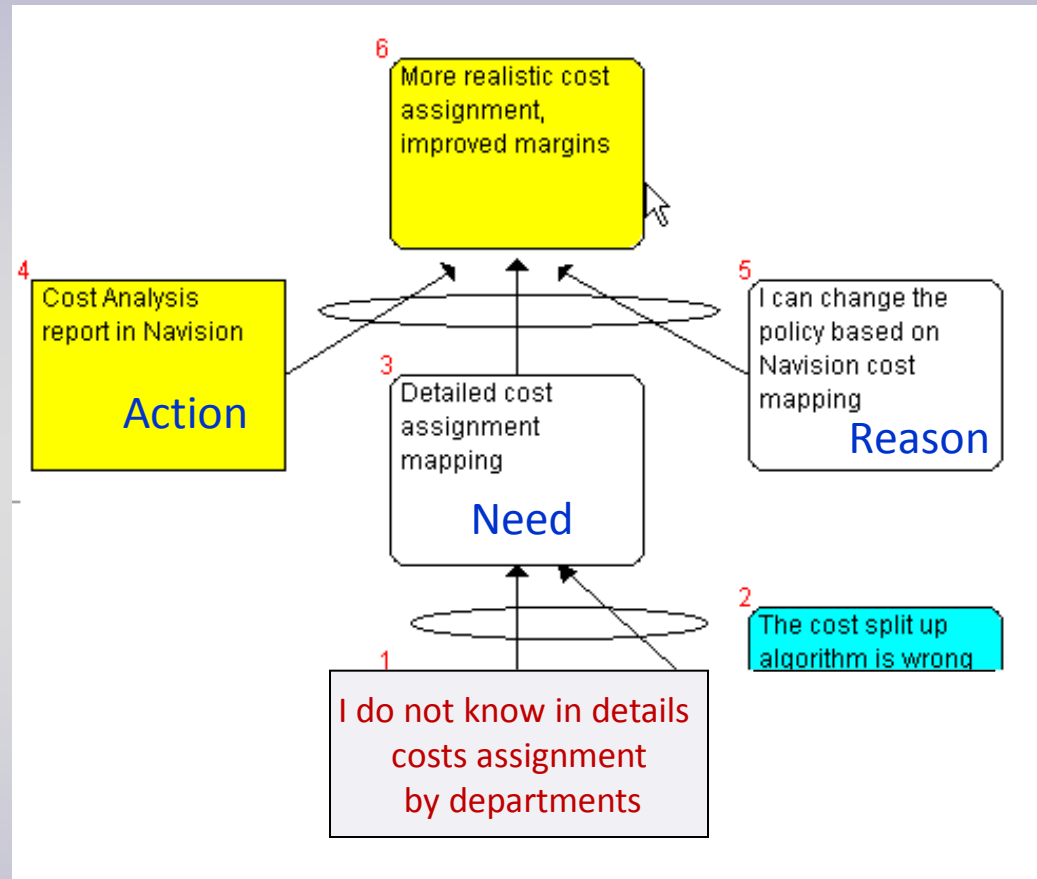
- detailed schedule of change implementation process
- what actions have to be taken in order to reach intermediate objectives using sufficiency logic (IF-THEN-ELSE)

We cannot implement it, because.....HOME study ONLY !!!!

(Transition Tree) <http://www.thedecalogue.com/Tools/trt/TREE.html>:

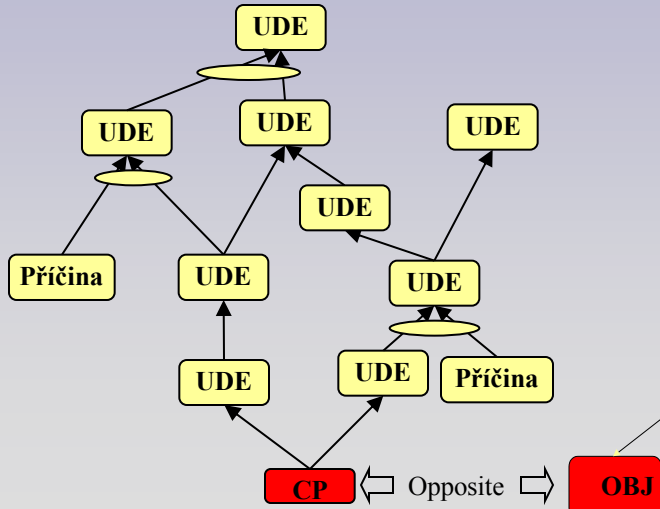


We cannot implement it, because.....

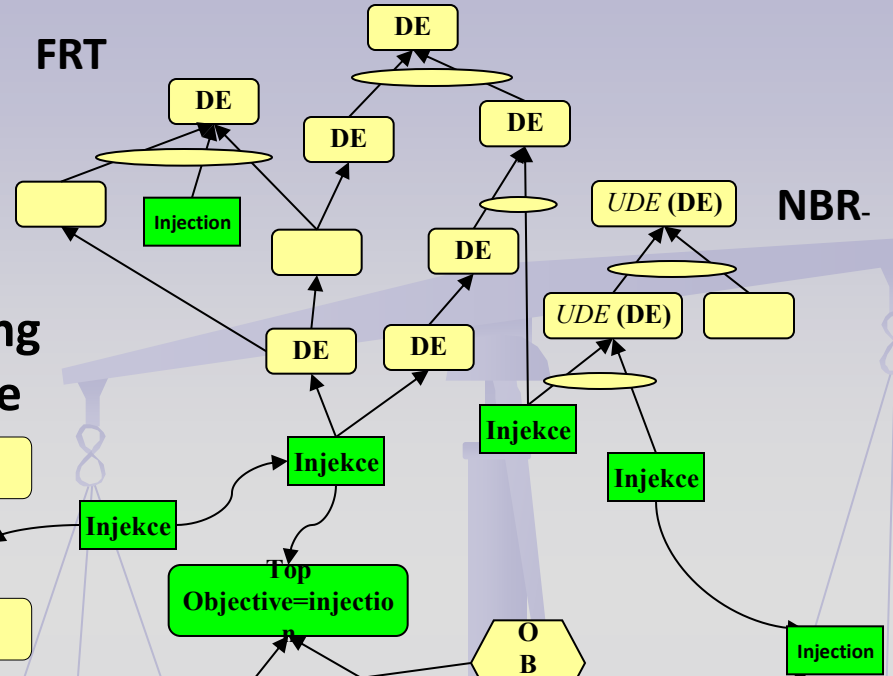


Thinking Process Tools Relationships

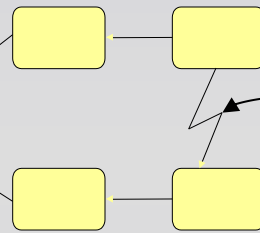
CRT



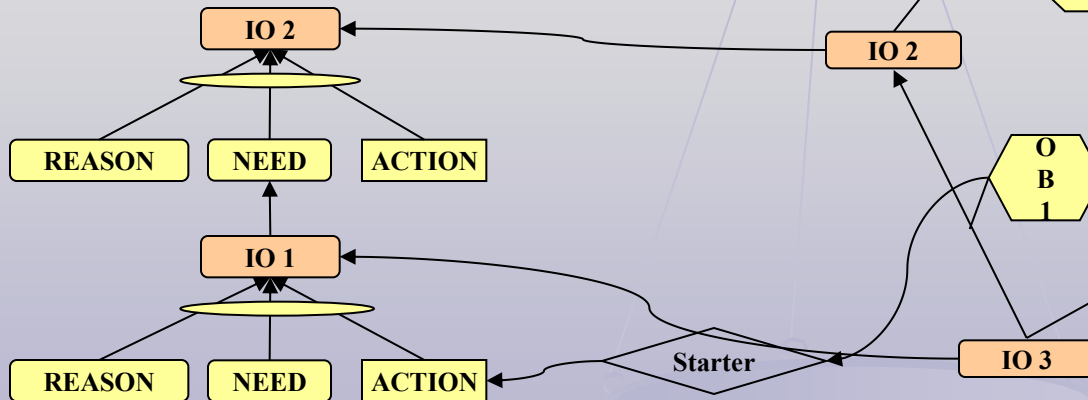
FRT



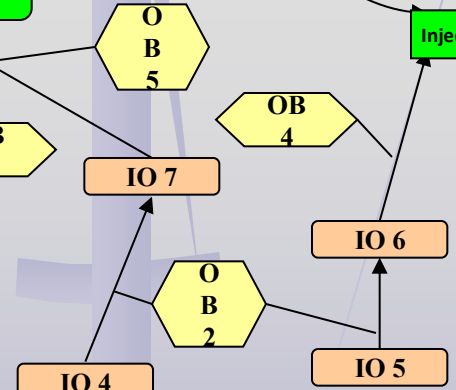
Evaporating cloud tree



TT



Prerequisite tree



Additional metrics of TOC (appendix 1)

- **Inventory dollar days (IDD)**

- A measure of the effectiveness of a supply chain – i.e., did it do things that it shouldn't have done and as a result is the supply chain holding inventory of products the customer doesn't want? IDD accounts for two things: 1. the time from when a unit is placed in stock until it is actually needed by a customer; and, 2. the monetary value of the inventory being held. IDD is calculated by multiplying the monetary value of each inventory unit on hand by the number of days since that inventory entered the responsibility of that link. The system should strive for the minimum IDD necessary to reliability maintain zero throughput dollar days.
- NOTE: The resulting unit of measure is "dollar-days". It is neither monetary nor time based. Attempts to compare dollar-days to other monetary measures are invalid. IDDs can be compared only to other IDD levels.

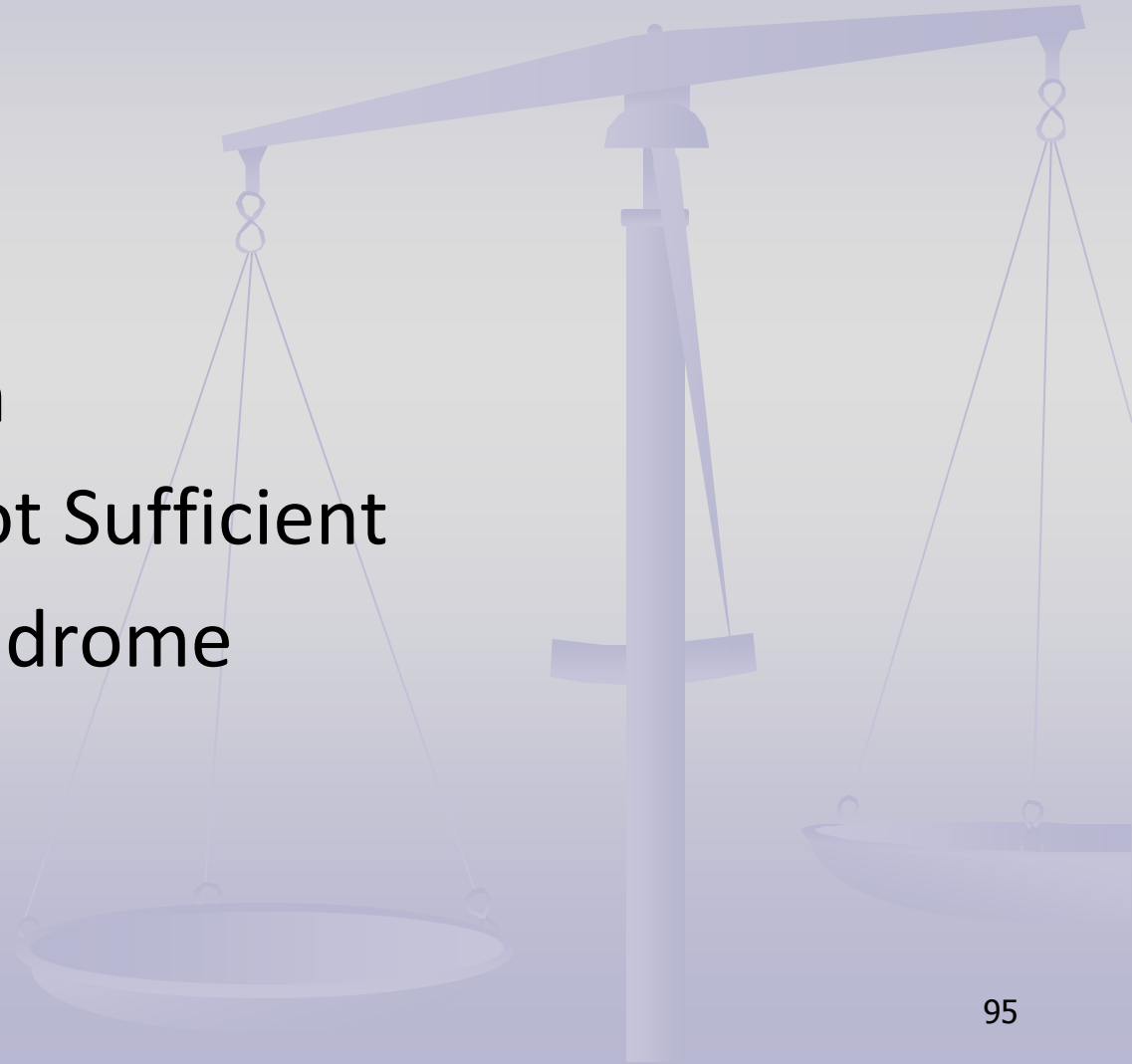
Additional metrics of TOC (appendix 2)

- **Throughput dollar days (TDD)**
- A measure of the reliability of a supply chain. TDD considers two things: 1. the monetary value of the things a link is committed to deliver but does not; and, 2. the number of days by which the link misses its commitment to deliver. TDD is the summation of the commitments not delivered on time during the chosen time period. The TDD value of individual missed commitments is calculated by multiplying the dollar value of the end product times the number of days the commitment is/was overdue. The system should strive for zero throughput dollar-days.
- NOTE: The unit of measure "dollar-days" is neither monetary nor time based. Attempts to compare dollar-days to other monetary measures are invalid. TDD levels can be compared only to other TDD levels.

Literature

Goldratt, E., M.:

- The Goal
- The Race
- The Critical Chain
- Necessary But Not Sufficient
- The Haystack Syndrome
- It is Not Luck



Internet

- www.goldratt.cz
- www.goldratt.com
- www.toc-goldratt.com
- www.focusedperformance.com
- www.tocc.com
- www.tocca.com.au
- <http://www.dbrmfg.co.nz/> - **A guide to implement the Theory of constraints**
- www.ciras.iastate.edu/toc/
- <http://www.ciras.iastate.edu/library/toc/measurements.asp>
-