

# Introduction to MS Dynamics

**NAV XXI.** (Accounting Schedule)

Ing.J.Skorkovský,CSc.

MASARYK UNIVERSITY BRNO, Czech Republic  
Faculty of economics and business administration  
Department of corporate economy

# Accounting Schedules

- Benefits
  - **User defined templates** used to get reports
  - Programming services necessary to create required specific reports are not used – **lower costs and faster access to important data**
  - You can use Account schedules to analyse figures in G/L accounts or to compare G/L entries with G/L budget entries
  - By employing **user-defined** rows and columns, you can decide exactly which figures you wish to compare and how !!
  - This means that you can create as many customized financial statements as you want **without using the Report Designer.**

# Example of already designed report

**Financial Management**

- General Ledger
  - Chart of Accounts
  - Budgets
  - General Journals
- Analysis & Reporting
  - Account Schedules**
  - Analysis by Dimensions

ANALYSIS Capital Structure - Account Schedule

Name . . . . . ANALYSIS

Row No.	Description	Totaling Type	Totaling	Row Type	Amount Type	Show	New Page
	ACID-TEST ANALYSIS	Posting Accounts		Net Change	Net Amount	Yes	
		Posting Accounts		Net Change	Net Amount	Yes	
	Current Assets	Posting Accounts		Net Change	Net Amount	Yes	
101	Inventory	Total Accounts	2190	Net Change	Net Amount	Yes	
102	Accounts Receivable	Total Accounts	2390	Net Change	Net Amount	Yes	
103	Securities	Total Accounts	2890	Net Change	Net Amount	Yes	
104	Liquid Assets	Total Accounts	2990	Net Change	Net Amount	Yes	
105	Current Assets, Total	Formula	101..104	Net Change	Net Amount	Yes	
		Posting Accounts		Net Change	Net Amount	Yes	
	Short-term Liabilities	Posting Accounts		Net Change	Net Amount	Yes	
111	Revolving Credit	Posting Accounts	5310	Net Change	Net Amount	Yes	
112	Accounts Payable	Total Accounts	5490	Net Change	Net Amount	Yes	
113	VAT	Total Accounts	5790	Net Change	Net Amount	Yes	
114	Personnel-related Items	Total Accounts	5890	Net Change	Net Amount	Yes	
115	Other Liabilities	Total Accounts	5990	Net Change	Net Amount	Yes	
116	Short-term Liabilities, Total	Formula	111..115	Net Change	Net Amount	Yes	
		Posting Accounts		Net Change	Net Amount	Yes	
	Current Assets minus Short-term Liabilities	Formula	105 116	Net Change	Net Amount	Yes	

Acc. Sched. Functions Print Help

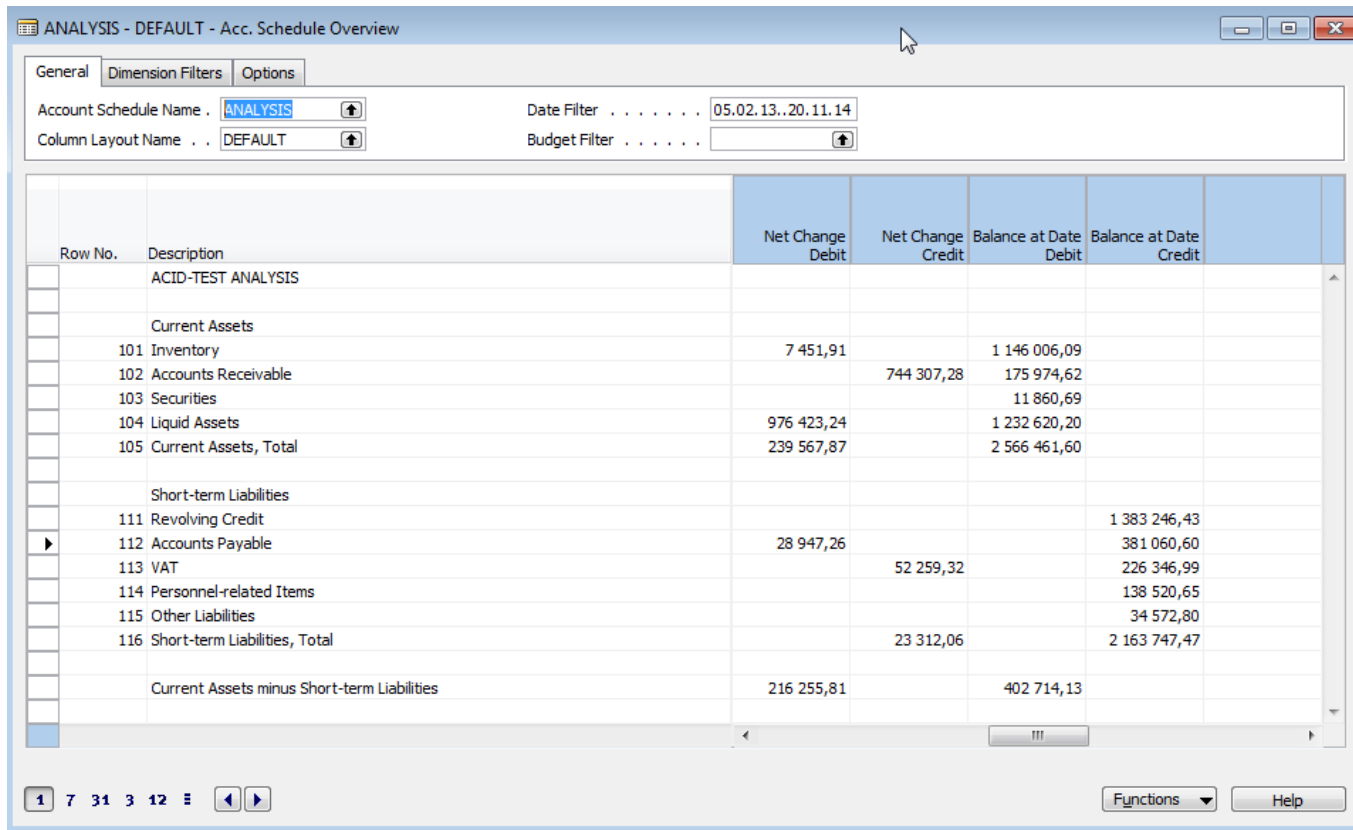
Account Schedule Names

Name	Description	Default Column Layout	Analysis View Name
ANALYSIS	Capital Structure		
CAMPAIGN	Campaign Analysis	BUDGANALYS	CAMPAIGN
DEFAULT	Standard Schedule		
REVENUE	Revenues	BUDGANALYS	REVENUE

OK Cancel Help

# Data display I.

- Use button Account Schedule and Option Overview
- Modify Date filter **From - To**



ANALYSIS - DEFAULT - Acc. Schedule Overview

General | Dimension Filters | Options

Account Schedule Name . . ANALYSIS    Date Filter . . . . . 05.02.13..20.11.14  
Column Layout Name . . . . . DEFAULT    Budget Filter . . . . .

Row No.	Description	Net Change Debit	Net Change Credit	Balance at Date Debit	Balance at Date Credit
	ACID-TEST ANALYSIS				
	Current Assets				
101	Inventory	7 451,91		1 146 006,09	
102	Accounts Receivable		744 307,28	175 974,62	
103	Securities			11 860,69	
104	Liquid Assets	976 423,24		1 232 620,20	
105	Current Assets, Total	239 567,87		2 566 461,60	
	Short-term Liabilities				
111	Revolving Credit				1 383 246,43
▶ 112	Accounts Payable	28 947,26			381 060,60
113	VAT		52 259,32		226 346,99
114	Personnel-related Items				138 520,65
115	Other Liabilities				34 572,80
116	Short-term Liabilities, Total		23 312,06		2 163 747,47
	Current Assets minus Short-term Liabilities	216 255,81		402 714,13	

1 7 31 3 12    Functions    Help

# Data display II.

- Use button Account Schedule Name = Revenue
- Use Column Layout Name = BudgAnalys

REVENUE - BUDGANALYS - Acc. Schedule Overview

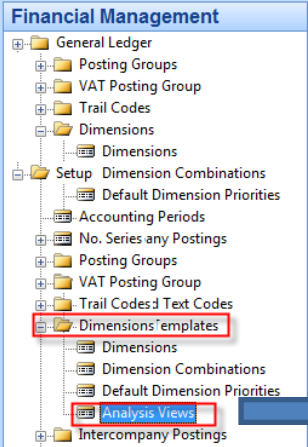
General | Dimension Filters | Options

Account Schedule Name . . . REVENUE      Date Filter . . . . . 01.01.01..20.11.14  
Column Layout Name . . . BUDGANALYS      Budget Filter . . . . .

Row No.	Description	Net Change	Budget	Variance%
	<b>REVENUE</b>			
	Sales of Retail			
11	Sales, Retail - Dom.	-759 332,63	-740 710,00	2,51
12	Sales, Retail - EU	-71 641,58	-68 880,00	4,01
13	Sales, Retail - Export	-128 946,18	-125 670,00	2,61
14	Job Sales Adjmt, Retail			
15	Sales of Retail, Total	-959 920,39	-935 260,00	2,64
	Revenue Area 10..30, Total	-825 881,91	-804 650,00	2,64
	Revenue Area 40..85, Total	-130 549,08	-127 220,00	2,62
	Revenue, no Area code, Total	-3 489,40	-3 390,00	2,93
	<b>Revenue, Total</b>	<b>-959 920,39</b>	<b>-935 260,00</b>	<b>2,64</b>

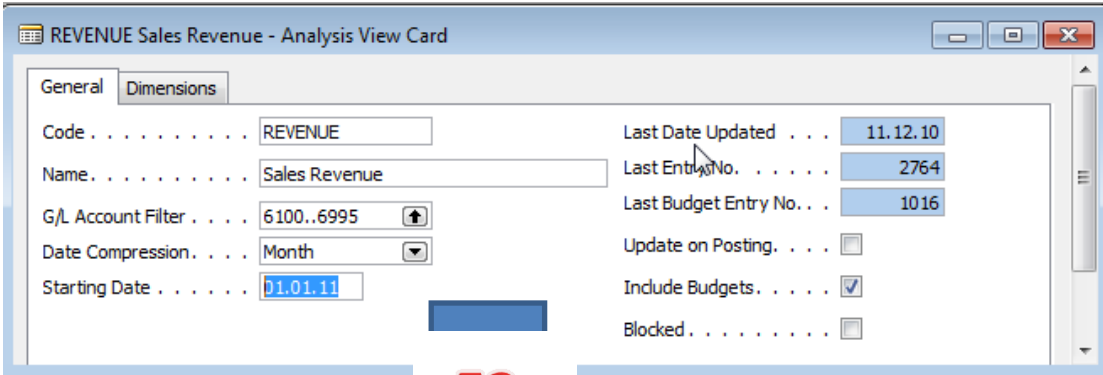
1 7 31 3 12 | Functions Help

# Creation of simple report



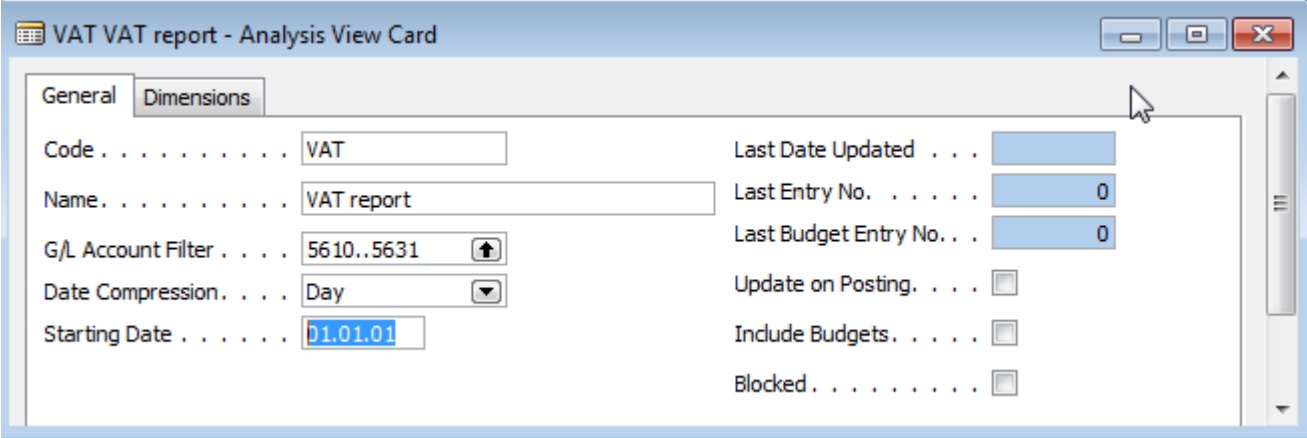
Financial Management

- General Ledger
  - Posting Groups
  - VAT Posting Group
  - Trail Codes
  - Dimensions
    - Dimensions
- Setup
  - Dimension Combinations
    - Default Dimension Priorities
  - Accounting Periods
  - No. Series any Postings
  - Posting Groups
  - VAT Posting Group
  - Trail Codes & Text Codes
  - Dimensions Templates
    - Dimensions
    - Dimension Combinations
    - Default Dimension Priorities
    - Analysis Views
  - Intercompany Postings



REVENUE Sales Revenue - Analysis View Card

Field	Value	Field	Value
Code	REVENUE	Last Date Updated	11.12.10
Name	Sales Revenue	Last Entry No.	2764
G/L Account Filter	6100..6995	Last Budget Entry No.	1016
Date Compression	Month	Update on Posting.	<input type="checkbox"/>
Starting Date	01.01.11	Include Budgets.	<input checked="" type="checkbox"/>
		Blocked	<input type="checkbox"/>



VAT VAT report - Analysis View Card

Field	Value	Field	Value
Code	VAT	Last Date Updated	
Name	VAT report	Last Entry No.	0
G/L Account Filter	5610..5631	Last Budget Entry No.	0
Date Compression	Day	Update on Posting.	<input type="checkbox"/>
Starting Date	01.01.01	Include Budgets.	<input type="checkbox"/>
		Blocked	<input type="checkbox"/>

# Creation of simple report

ANALYSIS Capital Structure - Account Schedule

Name: . . . . . ANALYSIS

Row No.	Description	Totaling Type	Totaling	Row Type	Amount Type	Show	New Page
	ACID-TEST ANALYSIS	Posting Accounts		Net Change	Net Amount	Yes	
	Current Assets	Posting Accounts		Net Change	Net Amount	Yes	
101	Inventory	Total Accounts	2190	Net Change	Net Amount	Yes	
102	Accounts Receivable	Total Accounts	2390	Net Change	Net Amount	Yes	
103	Securities	Total Accounts	2890	Net Change	Net Amount	Yes	
104	Liquid Assets	Total Accounts	2990	Net Change	Net Amount	Yes	
105	Current Assets, Total	Formula	101..104	Net Change	Net Amount	Yes	
	Short-term Liabilities	Posting Accounts		Net Change	Net Amount	Yes	
111	Revolving Credit	Posting Accounts	5310	Net Change	Net Amount	Yes	
112	Accounts Payable	Total Accounts	5490	Net Change	Net Amount	Yes	
113	VAT	Total Accounts	5790	Net Change	Net Amount	Yes	
114	Personnel-related Items	Total Accounts	5890	Net Change	Net Amount	Yes	
115	Other Liabilities	Total Accounts	5990	Net Change	Net Amount	Yes	
116	Short-term Liabilities, Total	Formula	111..115	Net Change	Net Amount	Yes	
	Current Assets minus Short-term Liabilities	Posting Accounts		Net Change	Net Amount	Yes	
		Formula	105 116	Net Change	Net Amount	Yes	

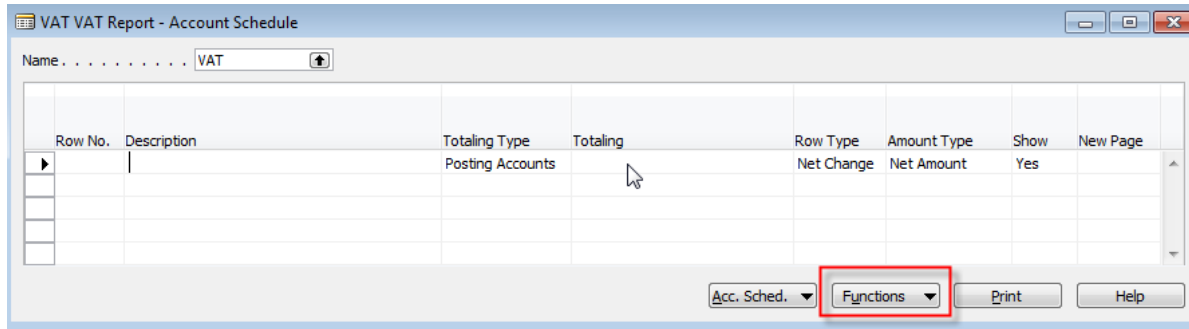
Acc. Sched. Functions Print Help

Account Schedule Names

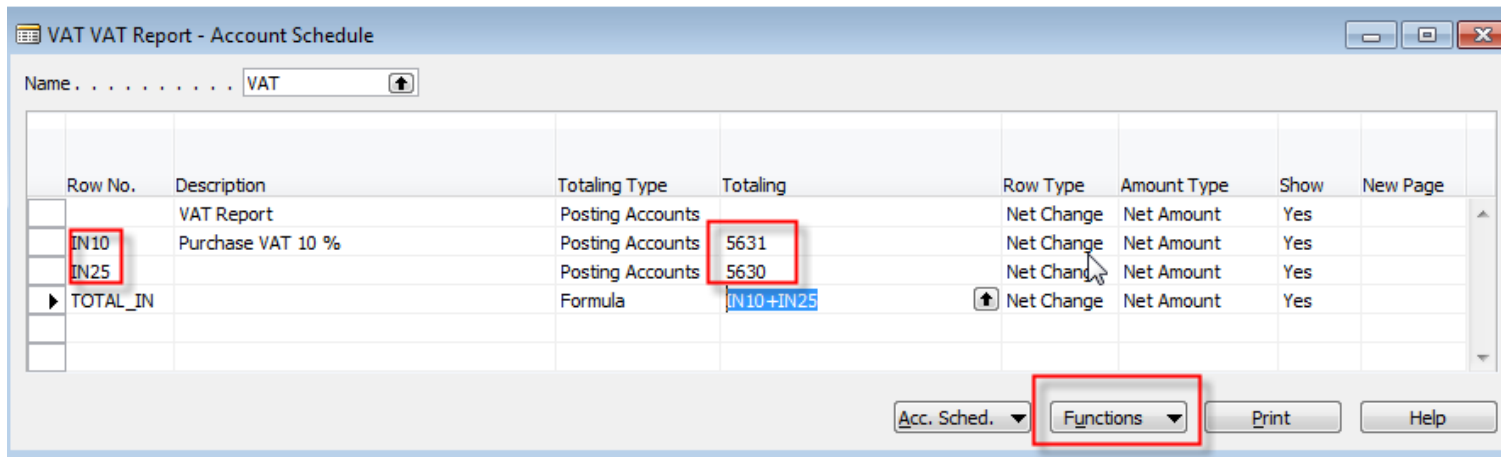
Name	Description	Default Column Layout	Analysis View Name
ANALYSIS	Capital Structure		
CAMPAIGN	Campaign Analysis	BUDGANALYS	CAMPAIGN
DEFAULT	Standard Schedule		
REVENUE	Revenues	BUDGANALYS	REVENUE
VAT	VAT Report	DEFAULT	VAT

OK Cancel Help

# Creation of simple report

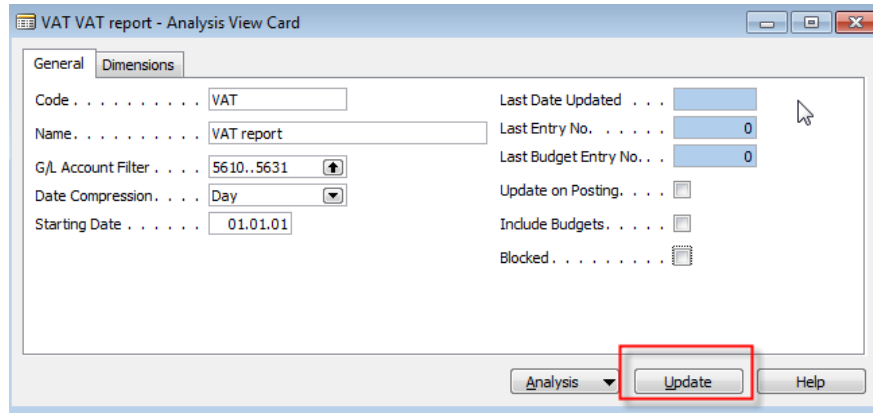
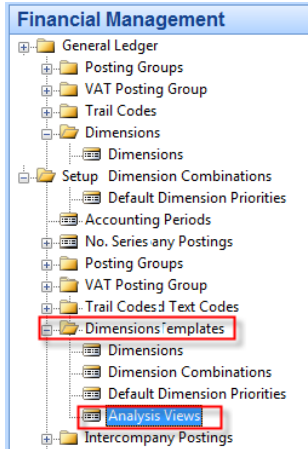


Enter Accounts by use of Function from Chart of accounts and rewrite account . In the row columns enter your variables (e.g. IN10 and IN25 for VAT10% and VAT 25%) Add line formula to calculate total





# Creation of simple report



VAT VAT report - Analysis View Card

General Dimensions

Code . . . . . VAT

Name . . . . . VAT report

G/L Account Filter . . . . . 5610..5631

Date Compression . . . . . Day

Starting Date . . . . . 01.01.01

Last Date Updated . . . . .

Last Entry No. . . . . 0

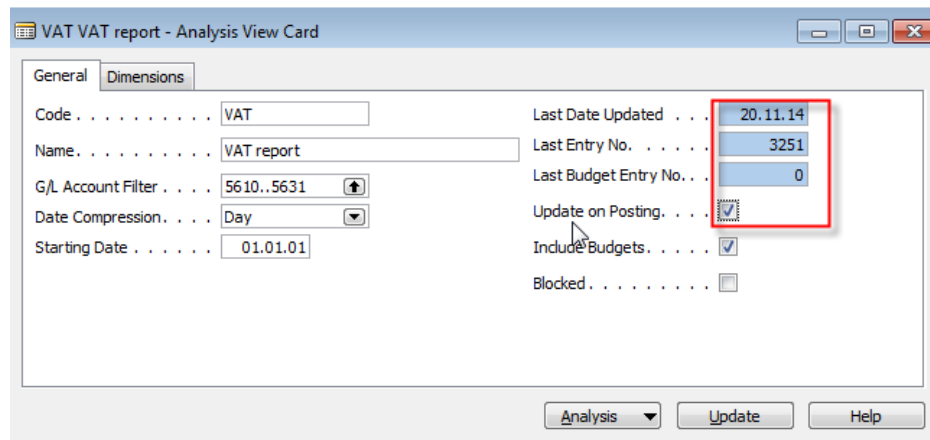
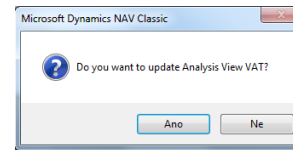
Last Budget Entry No. . . . . 0

Update on Posting. . . . .

Include Budgets. . . . .

Blocked . . . . .

Analysis Update Help



VAT VAT report - Analysis View Card

General Dimensions

Code . . . . . VAT

Name . . . . . VAT report

G/L Account Filter . . . . . 5610..5631

Date Compression . . . . . Day

Starting Date . . . . . 01.01.01

Last Date Updated . . . . . 20.11.14

Last Entry No. . . . . 3251

Last Budget Entry No. . . . . 0

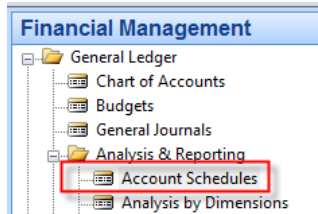
Update on Posting. . . . .

Include Budgets. . . . .

Blocked . . . . .

Analysis Update Help

# Creation of simple report



VAT - DEFAULT - Acc. Schedule Overview

General | Dimension Filters | Options

Account Schedule Name : VAT      Date Filter . . . . . 01.01.01..20.11.14  
Column Layout Name . . . . . DEFAULT      Budget Filter . . . . .

Row No.	Description	Net Change Debit	Net Change Credit	Balance at Date Debit	Balance at Date Credit
▶	VAT Report				
IN10	Purchase VAT 10 %	555,91		555,91	
IN25		244 658,00		244 658,00	
TOTAL_IN		245 213,91		245 213,91	

1 7 31 3 12 ⋮ ⏪ ⏩      Functions ▾      Help

End of the section XXI.

