

Introduction to MS Dynamics NAV

(Transfers Orders)

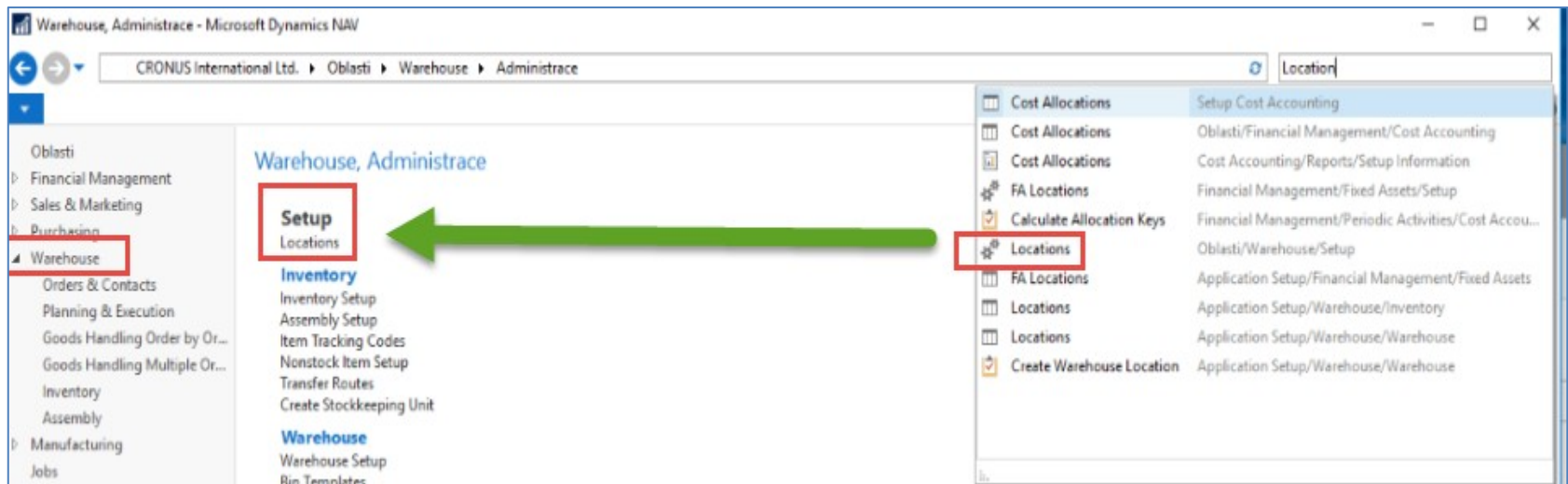
Ing.J.Skorkovský,CSc.

MASARYK UNIVERSITY BRNO, Czech Republic
Faculty of economics and business administration
Department of corporate economy

Transfers and locations

- Benefits
 - Direct control of transfers: where (stock locations)do we have what (items) at any moment.
 - Responsibility of workers in the warehouse (Pickers and Pullers)
 - Responsibility of drivers
 - The setup enables item tracking (batches, lots)
 - Better calculation of transport times due to specification of inbound and outbound handling times as well as the time of delivery depending on setup of shipping agent services

How to get Location setup



Locations and bins

Storage hall (Location)



Storage zone



Bin

Location List Typ fi

Code	Name
BLUE	Blue Warehouse
GREEN	Green Warehouse
OUT. LOG.	Outsourced Logistics
OWN LOG.	Own Logistics
RED	Red Warehouse
SILVER	Silver Warehouse
WHITE	White Warehouse
YELLOW	Yellow Warehouse

Double clicks

BLUE · Blue Warehouse

General

Code:	<input type="text" value="BLUE"/>	Post Code:	<input type="text" value="B27 4KT"/>
Name:	<input type="text" value="Blue Warehouse"/>	City:	<input type="text" value="Birmingham"/>
Address:	<input type="text" value="South East Street, 3"/>	Country/Region Code:	<input type="text" value="GB"/>
Address 2:	<input type="text"/>	Contact:	<input type="text" value="Jeff Smith"/>
		Use As In-Transit:	<input type="checkbox"/>

Communication +44-(0)20 8207 4533

See bins on the next slide

Location White and its bins

The screenshot shows the 'Bins' management interface. The top navigation bar includes 'HOME' and 'Manage' options: 'New', 'View List', 'Edit List', 'Delete', and 'Contents'. The 'Contents' button is highlighted with a red box, and a red arrow points from it to a detailed view of the bins. Below the navigation bar is a table of bins with columns: Code, Description, Empty, and Dedicated.

Code	Description	Empty	Dedicated
W-01-0001		<input type="checkbox"/>	<input type="checkbox"/>
W-01-0002		<input checked="" type="checkbox"/>	<input type="checkbox"/>
W-01-0003		<input checked="" type="checkbox"/>	<input type="checkbox"/>
W-02-0001		<input type="checkbox"/>	<input type="checkbox"/>

The detailed view on the right shows the same table but with a filter applied: 'Where Location Code is WHITE'. The 'Contents' button in the top navigation bar is also highlighted with a red box, and a red arrow points from it to the detailed view.

The screenshot shows the 'Edit - Location Card - WHITE - White Warehouse' interface. The top navigation bar includes 'HOME' and 'NAVIGATE' options: 'View', 'Edit', 'New', 'Delete', 'Zones', 'Bins', 'OneNote', 'Notes', 'Links', 'Refresh', 'Go to', 'Previous', 'Next', and 'Page'. The 'Bins' button is highlighted with a red box, and a red arrow points from it to the 'Bins' management interface shown in the previous screenshot. Below the navigation bar is a form for editing the location card, with fields for Code, Name, Address, Address 2, Post Code, City, Country/Region Code, Contact, and Use As In-Transit.

WHITE - White Warehouse

General

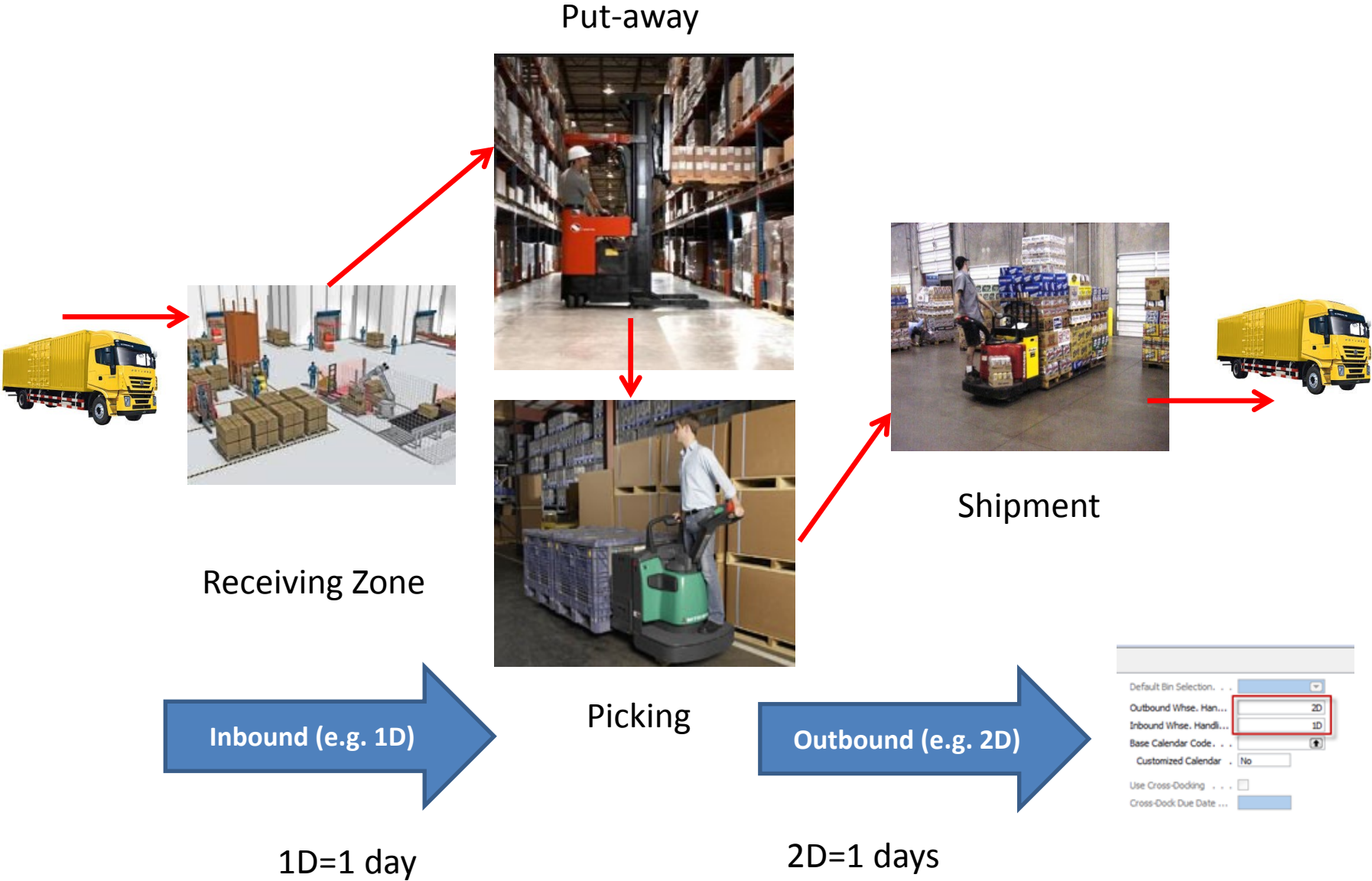
Code: WHITE Post Code: WC1 2GS

Name: White Warehouse City: West End Lane

Address: Merrily Grove Avenue 6, 2 Country/Region Code: GB

Address 2: Contact: Use As In-Transit:

Basic warehouse movements



Locations and basic setup shipment

BLUE · Blue Warehouse

General

Code: BLUE

Name:  Blue Warehouse

Address: South East Street, 3

Address 2:

BLUE · Blue Warehouse

USE AS IN-TRANSIT:

Communication

Warehouse

Require Receive:

Require Shipment:

Require Put-away:

Use Put-away Worksheet:

Require Pick:

Bin Mandatory:

Directed Put-away and Pick:

Use ADCS:

Default Bin Selection:

Outbound Whse. Handling Time: 2D


Inbound Whse. Handling Time: 1D

Base Calendar Code:

Customized Calendar: No

Use Cross-Docking:

Cross-Dock Due Date Calc.:



Shipm

Posted Sales Shipments

Combine Shipments...

Posted Sales Shipments

Posted Return Shipments

Sales - Shipment

Shipment Methods

Posted Sales Shipments

Purchase - Return Shipment

Shipment Methods

Posted Return Shipments

Sales Shipment

Purchase Return Shipment

Warehouse Shipments

Posted Documents

Departments/Financial Management/Recei...

Financial Management/Receivables/History

Financial Management/Payables/History

Sales & Marketing/Order Processing/Docu...

Sales & Marketing/Order Processing/Setup

Departments/Sales & Marketing/History

Purchase/Order Processing/Documents


Purchase/Order Processing/Setup

Departments/Purchase/History

Warehouse/Orders & Contacts/Reports

Warehouse/Orders & Contacts/Reports

Departments/Warehouse/Planning & Execu...



Outbound WHS handling time =2D



WHS=Warehouse



Inbound WHS handling time =1D

Setup shipment (access from searching window- see previous slide)

Shipment Methods ▾

Type to filter (F3) | Code ▾ | → ▾

Code	Description
CFR	Cost and Freight
CIF	Cost Insurance and Freight
CIP	Carriage and Insurance Paid
CPT	Carriage Paid to
DAF	Delivered at Frontier
DDP	Delivered Duty Paid
DDU	Delivered Duty Unpaid
DELIVERY	DELIVERY
DEQ	Delivered ex Quay
DES	Delivered ex Ship
EXW	Ex Warehouse
FAS	Free Alongside Ship
FCA	Free Carrier
FOB	Free on Board
PICKUP	Pickup at Location



Setup shipment –Shipping agent and services (access from Customer Card, Tab=Shipping)

Shipping

Location Code:	<input type="text" value="BLUE"/>	Shipping Agent Code:	<input type="text" value="DHL"/>
Combine Shipments:	<input checked="" type="checkbox"/>	Shipping Agent Service Code:	<input type="text" value="OVERNIGHT"/>
Reserve:	<input type="text" value="Optional"/>	Shipping Time:	<input type="text" value="1D"/>
Shipping Advice:	<input type="text" value="Partial"/>	Base Calendar Code:	<input type="text"/>
Shipment Method Code:	<input type="text" value="EXW"/>	Customized Calendar:	<input type="text" value="No"/>

Shipment agents

Shipping Agents

Type to filter (F3) | Code | →

No filters applied

Code	Account No.	Name	Internet Address
DHL		DHL	
FEDEX		Feder	
OWN LOG.		Own	
UPS		Unite	

Shipping Agent Services

Type to filter (F3) | Code | →

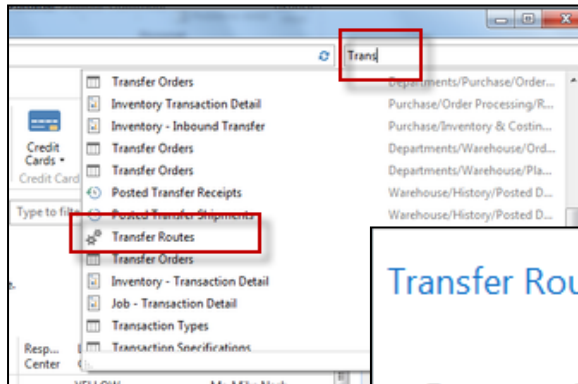
Filter: DHL

Code	Description	Shipping Time	Base Calend...	Customiz... Calendar
OVERNIGHT	Overnight delivery	1D		No
STANDARD	Standard delivery	2D		No

Agent services and Transfer routes

Agent services		Shipping Time	Base Calendar Code	Customized Calendar
NEXT DAY	Next day delivery		1D	No
STANDARD	Standard delivery		2D	No

Access : searching window



Transfer Routes

Own logistic or Outsourced logistic

Transfer Routes Matrix							
Trans... Code	Transfer-from Name	BLUE	GREEN	RED	SILVER	WHITE	YELLOW
BLUE	Blue Warehouse			OUT. LOG.		OWN LOG.	OUT. LOG.
GREEN	Green Warehouse			OWN LOG.		OWN LOG.	OWN LOG.
RED	Red Warehouse	OUT. LOG.					
SILVER	Silver Warehouse						
WHITE	White Warehouse			OWN LOG.			
YELLOW	Yellow Warehouse						

Transfer order



Blue Location




Red Location

1906-S · ATHENS Mobile Pedestal

General	
No:	1906-S
Description:	ATHENS Mobile Pedestal
Base Unit of Measure:	PCS
Assembly BOM:	No
Shelf No.:	D4
Automatic Ext. Texts:	<input type="checkbox"/>
Created From Nonstock Item:	<input type="checkbox"/>
Item Category Code:	
Product Group Code:	
Service Item Group:	
Search Description:	ATHENS MOBILE PEDEST...
Inventory:	254

Edit - Item Card - 1906-S · ATHENS Mobile Pedestal

HOME	ACTIONS	NAVIGATE
Units of Measure	...	Items by Location
Variants	...	Item Availability by
Dimensions	...	
Master Data		Availability



Item by Location (from button Item)

Items by Location Matrix ▾

No.	Description	BLUE	GREEN	RED	SILVER
1906-S	ATHENS Mobile Pedestal	70	88	56	
1908-S	LONDON Swivel Chair, blue	234	57	14	
1920-S	ANTWERP Conference Table	38	65	3	
1924-W	CHAMONIX Base Storage U...	1	8	2	

BLUE · Blue Warehouse

USE AS IN-TRANSIT:

Communication

Warehouse

Require Receive:

Require Shipment:

Require Put-away:

Use Put-away Worksheet:

Require Pick:

Bin Mandatory:

Directed Put-away and Pick:

Use ADCS:

Default Bin Selection:

Outbound Whse. Handling Time: 2D

Inbound Whse. Handling Time: 1D

Base Calendar Code:

Customized Calendar: No

Use Cross-Docking:

Cross-Dock Due Date Calc.:

RED · Red Warehouse

Address 2:

Contact: Carole Poland

Use As In-Transit:

Communication +44-(0)190 1424 0001 ▾

Warehouse

Require Receive:

Require Shipment:

Require Put-away:

Use Put-away Worksheet:

Require Pick:

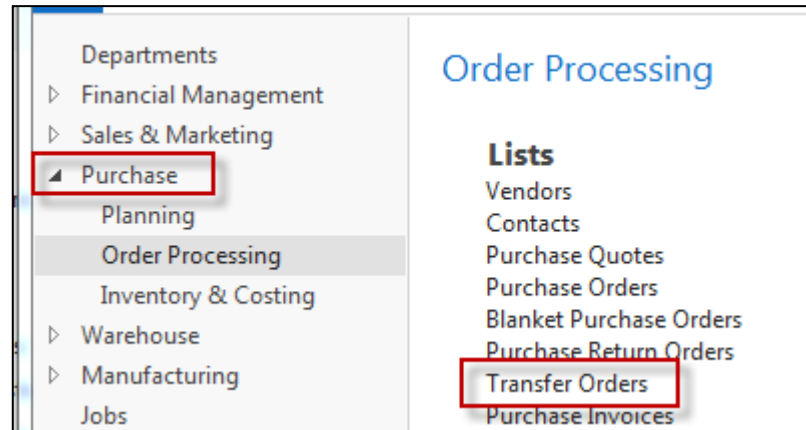
Default Bin Selection:

Outbound Whse. Handling Time:

Inbound Whse. Handling Time:

Base Calendar Code:

Transfer Order creation



Transfer Order creation – header and lines

Transfer Order

General

No.: 1011 ... Department Code:

Transfer-from Code: BLUE Transfer-to Code: RED Project Code:

In-Transit Code: OUT. LOG. Assigned User ID:

Posting Date: 24.1.2019 Status: Open

Lines

Functions Line New Find Filter Clear Filter

Item No.	Description	Quantity	Reserved Quantit...	Reserved Quantit...	Reserved Quantit...	Unit of Measur...	Qty. to Ship	Quantity Shipped	Qty.
1906-S	ATHENS Mobile Pedestal	1				PCS	1		

Transfer Order creation – tabs transfers

Transfer-from	
Transfer-from Name:	Blue Warehouse
Transfer-from Name 2:	
Transfer-from Address:	South East Street, 3
Transfer-from Address 2:	
Transfer-from Post Code:	B27 4KT
Transfer-from City:	Birmingham
Transfer-from Contact:	Jeff Smith
Shipment Date:	24.1.2019
Outbound Whse. Handling Time:	2D
Shipment Method Code:	
Shipping Agent Code:	FEDEX
Shipping Agent Service Code:	NEXT DAY
Shipping Time:	1D
Shipping Advice:	Partial

Transfer-to	
Transfer-to Name:	Red Warehouse
Transfer-to Name 2:	
Transfer-to Address:	Main Ashford Street, 2
Transfer-to Address 2:	
Transfer-to Post Code:	TN27 6YD
Transfer-to City:	Ashford
Transfer-to Contact:	Carole Poland
Receipt Date:	27.1.2019
Inbound Whse. Handling Time:	

Next day (1D+Outbound Whse.Handling Time(Blue) (2D) =-1D+2D=3D->24.11.19+3D=27.1.19

In the current MS Dynamics NAV2018w1 database, you may use different dates

Posting TO (2 times F9)

Microsoft Dynamics NAV

Ship
 Receive

OK Cancel

Item Ledger Entries

Posting Date	Entry Type	Document Type	Document No.	It...	Descri...	Location	Quantity	Invoiced quantity	Remai... Quant...	Sales Amount (Actual)	Cost Amount (Actual)
24.1.2019	Transfer	Transfer Shipm...	108006	Qty. to Ship				-1	0	0,00	-219,50
24.1.2019	Transfer	Transfer Shipm...	108006		Quantity Shipped		Qty. to Receive	1	1	0,00	219,50

Microsoft Dynamics NAV

Ship
 Receive

OK Cancel

Part of the TO line

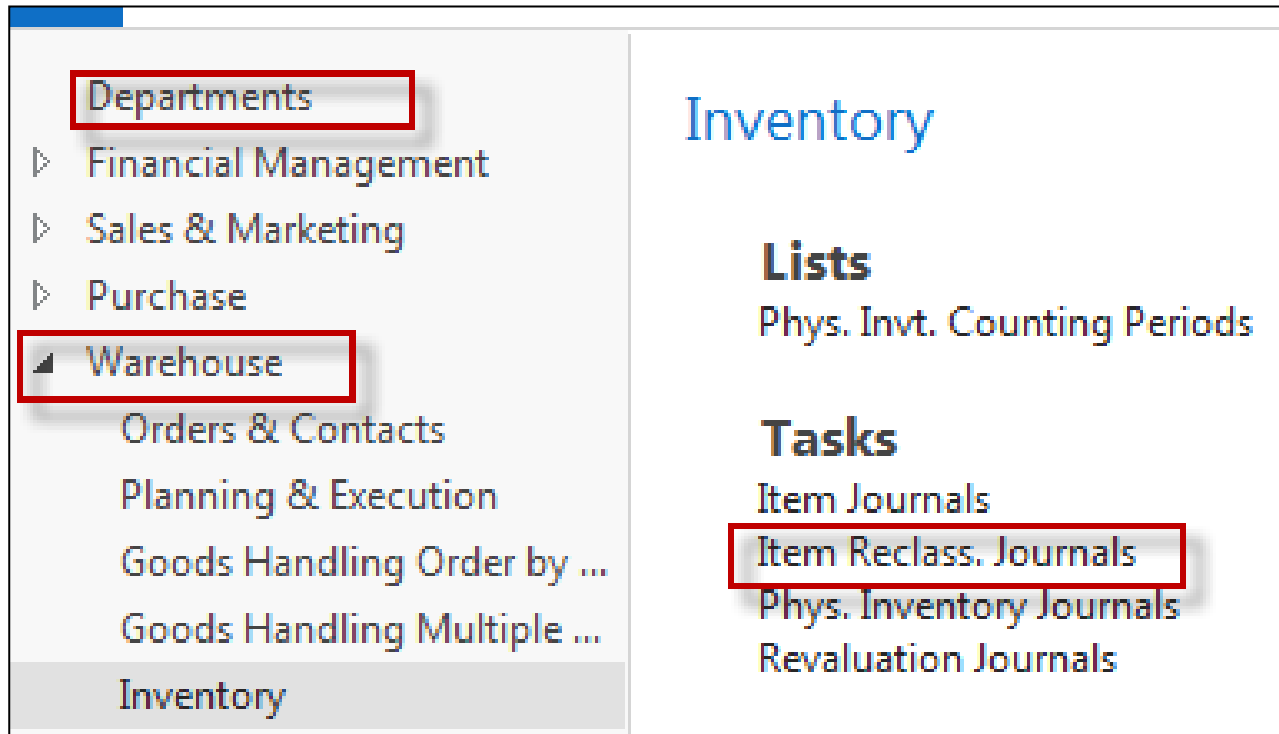
Item Ledger Entries

Qty. to Ship	Quantity Shipped	Qty. to Receive
	1	1

Posting Date	Entry Type	Document Type	Document No.	It... N...	Descri...	Location Code	Quantity	Invoiced Quantity	Remai... Quant...	Sales Amount (Actual)	Cost Amount (Actual)
24.1.2019	Transfer	Transfer Shipm...	108003	1906-S	GREEN		-40	-40	0	0,00	-8 780,00
24.1.2019	Transfer	Transfer Shipm...	108003	1906-S	OWN LOG.		40	40	40	0,00	8 780,00
24.1.2019	Transfer	Transfer Shipm...	108006	1906-S	BLUE		-1	-1	0	0,00	-219,50
24.1.2019	Transfer	Transfer Shipm...	108006	1906-S	OUT. LOG.		1	1	0	0,00	219,50
24.1.2019	Transfer	Transfer Receipt	109003	1906-S	OUT. LOG.		-1	-1	0	0,00	-219,50
24.1.2019	Transfer	Transfer Receipt	109003	1906-S	RED		1	1	1	0,00	219,50

The posting date is same instead of having two dates 24.1.19 and 27.1.19. The reason is as follows : both movement were posted at same date !!

Transfer by use of Item Reclassification Journal



The screenshot displays the SAP navigation menu on the left and the 'Inventory' task list on the right. In the navigation menu, 'Departments' and 'Warehouse' are highlighted with red boxes. Under 'Warehouse', 'Item Reclass. Journals' is also highlighted with a red box. The right pane shows the 'Inventory' section with sub-sections for 'Lists' and 'Tasks', where 'Item Reclass. Journals' is the selected task.

Navigation Menu	Inventory Task List
Departments	Inventory
▶ Financial Management	Lists
▶ Sales & Marketing	Phys. Invt. Counting Periods
▶ Purchase	Tasks
◀ Warehouse	Item Journals
Orders & Contacts	Item Reclass. Journals
Planning & Execution	Phys. Inventory Journals
Goods Handling Order by ...	Revaluation Journals
Goods Handling Multiple ...	
Inventory	

Transfer by use of Item Reclassification Journal



Batch Name					DEFAULT					
Posting Date	Document No.	Item No.	Description	Location Code	New Location Code	Quantity	Unit of Measure Code	Applies-to Entry		
*▶ 09.09.12	T01006	1896-S	ATHENS Desk	RED	BLUE	1	PCS	0		

Item Ledger Entries

09.09.12	Transfer		T01006	1896-S	RED	-1	-1	0	0,00	-481,27
09.09.12	Transfer		T01006	1896-S	BLUE	1	1	1	0,00	481,27

End of the section

(Transfer Orders)

