

CHAPTER
R


18

The Markets for the Factors of Production

PRINCIPLES OF
Microeconomics

N. Gregory

Mankiw



**In this chapter,
look for the answers to these
questions:**

- What determines a competitive firm's demand for labor?
- How does labor supply depend on the wage? What other factors affect labor supply?
- How do various events affect the equilibrium wage and employment of labor?
- How are the equilibrium prices and quantities of other inputs determined?

Factors of Production and Factor Markets

- **Factors of production:** the inputs used to produce goods and services.
 - Labor
 - Land
 - **Capital:** the equipment and structures used to produce goods and services.
- Prices and quantities of these inputs are determined by supply & demand in factor markets.

Derived Demand

- Markets for the factors of production are like markets for goods & services, except:
- Demand for a factor of production is a **derived demand** – derived from a firm's decision to supply a good in another market.

Two Assumptions

1. We assume all markets are competitive.
The typical firm is a price taker
 - in the market for the product it produces
 - in the labor market
2. We assume that firms care only about maximizing profits.
 - Each firm's supply of output and demand for inputs are derived from this goal.

Our Example: Farmer Jack

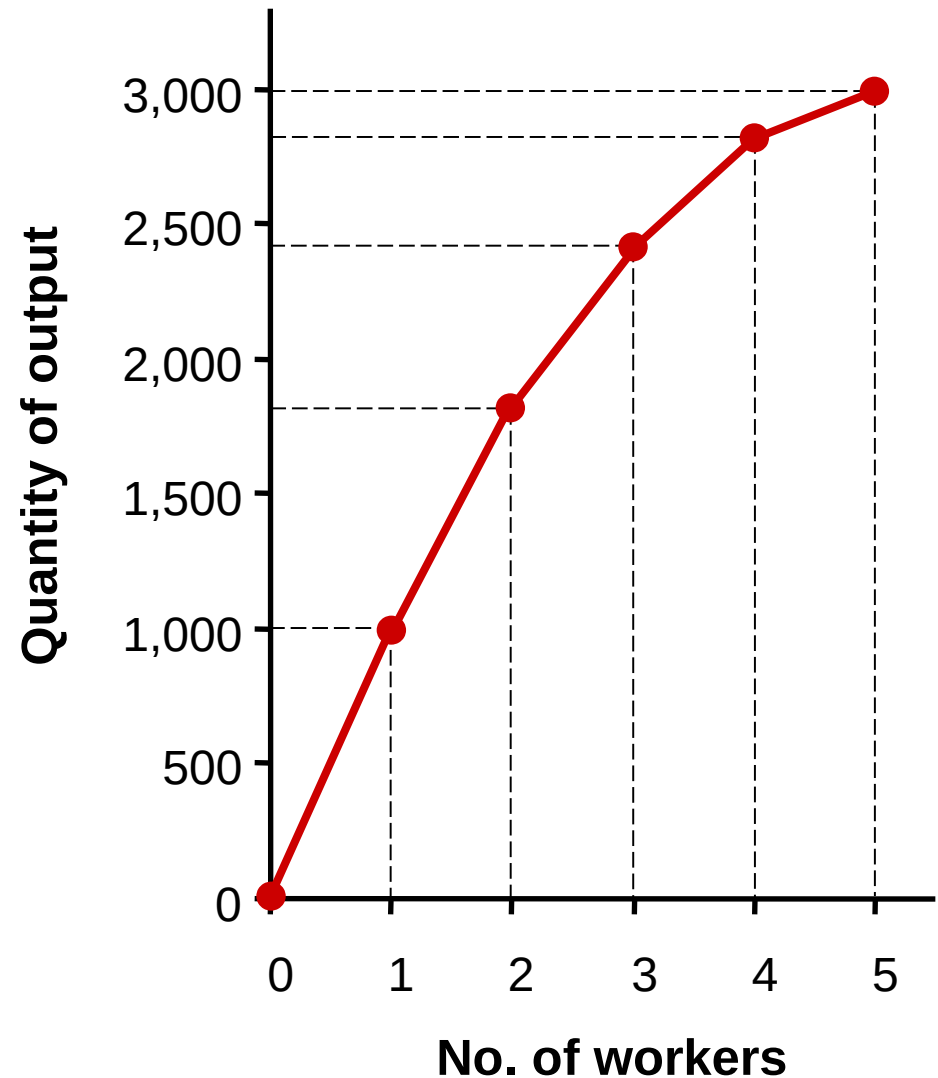
- Farmer Jack sells wheat in a perfectly competitive market.
- He hires workers in a perfectly competitive labor market.
- When deciding how many workers to hire, Farmer Jack maximizes profits by thinking at the margin:
 - If the benefit from hiring another worker exceeds the cost, Jack will hire that worker.

Our Example: Farmer Jack

- Cost of hiring another worker:
the wage – the price of labor
- Benefit of hiring another worker:
Jack can produce more wheat to sell,
increasing his revenue.
- The size of this benefit depends on Jack's **production function**: the relationship between the quantity of inputs used to make a good and the quantity of output of that good.

Farmer Jack's Production Function

L (no. of workers)	Q (bushels of wheat per week)
0	0
1	1000
2	1800
3	2400
4	2800
5	3000



Marginal Product of Labor (MPL)

- **Marginal product of labor:** the increase in the amount of output from an additional unit of labor

$$MPL = \frac{\Delta Q}{\Delta L}$$

where

ΔQ = change in output

ΔL = change in labor

The Value of the Marginal Product

- Problem:
 - Cost of hiring another worker (wage) is measured in dollars
 - Benefit of hiring another worker (*MPL*) is measured in units of output
- Solution: convert *MPL* to dollars
- **Value of the marginal product:** the marginal product of an input times the price of the output
$$VMPL = \text{value of the marginal product of labor}$$
$$= P \times MPL$$

ACTIVE LEARNING 1

Computing MPL and VMPL

$P = \$5/\text{bushel}$

Find *MPL*
and *VMPL*,
fill them in the
blank spaces
of the table

Then graph
a curve with
VMPL on the
vertical axis,
L on horiz axis

<i>L</i> (no. of workers)	<i>Q</i> (bushels of wheat)	<i>MPL</i>	<i>VMPL</i>
0	0		
1	1000		
2	1800		
3	2400		
4	2800		
5	3000		

ACTIVE LEARNING 1

Answers

Farmer Jack's production function exhibits

diminishing marginal product

MPL falls as L increases.

This property is very common.

L (no. of workers)	Q (bushels of wheat)	$MPL = \Delta Q / \Delta L$	$VMPL = P \times MPL$
0	0		
1	1000	1000	\$5,000
2	1800	800	4,000
3	2400	600	3,000
4	2800	400	2,000
5	3000	200	1,000

ACTIVE LEARNING 1

Answers

Farmer Jack's VMPL curve is downward sloping due to diminishing marginal product.

The VMPL curve



Farmer Jack's Labor Demand

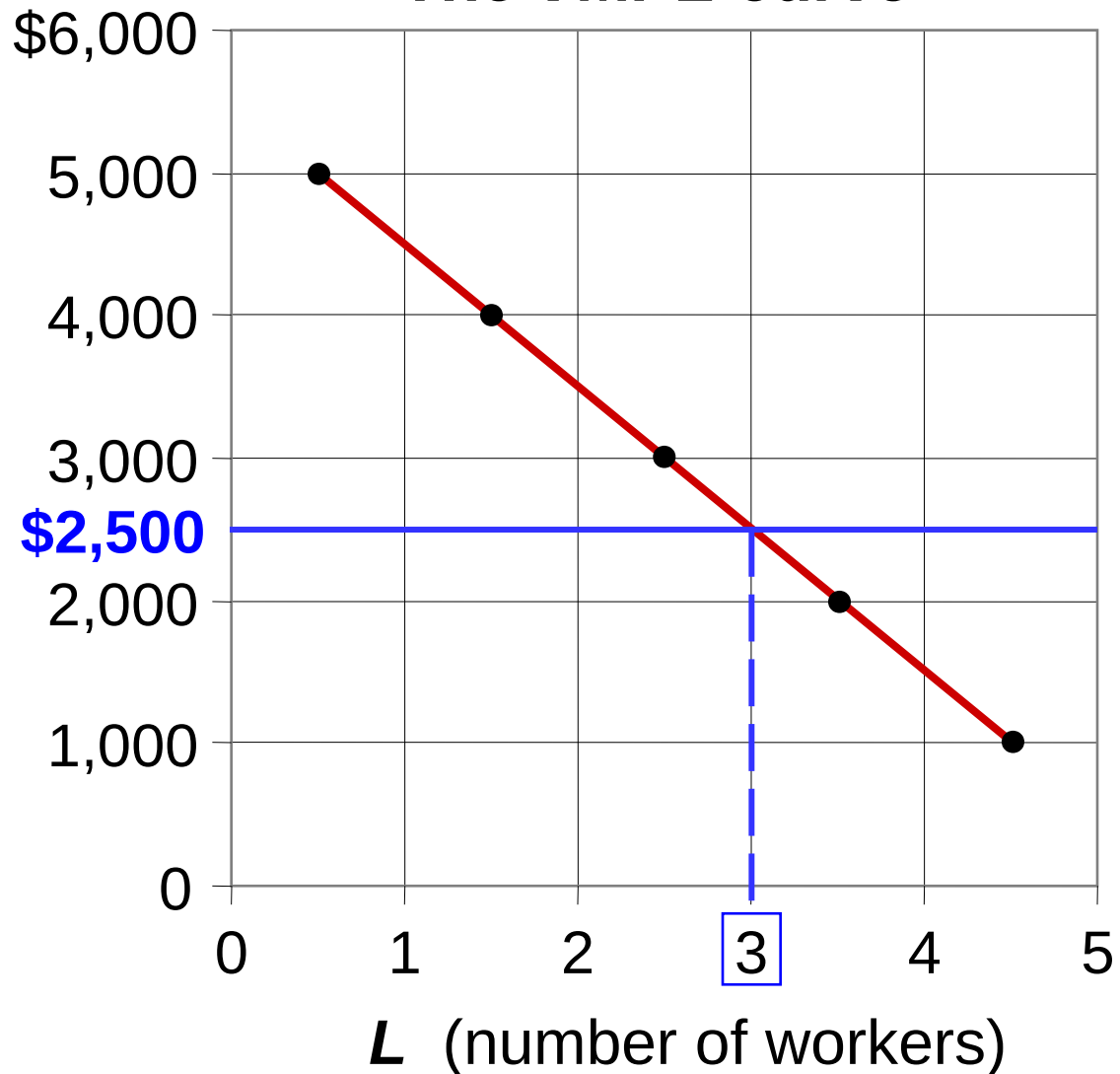
The VMPL curve

Suppose wage
 $W = \$2500/\text{week}$.

How many
workers should
Jack hire?

Answer: $L = 3$

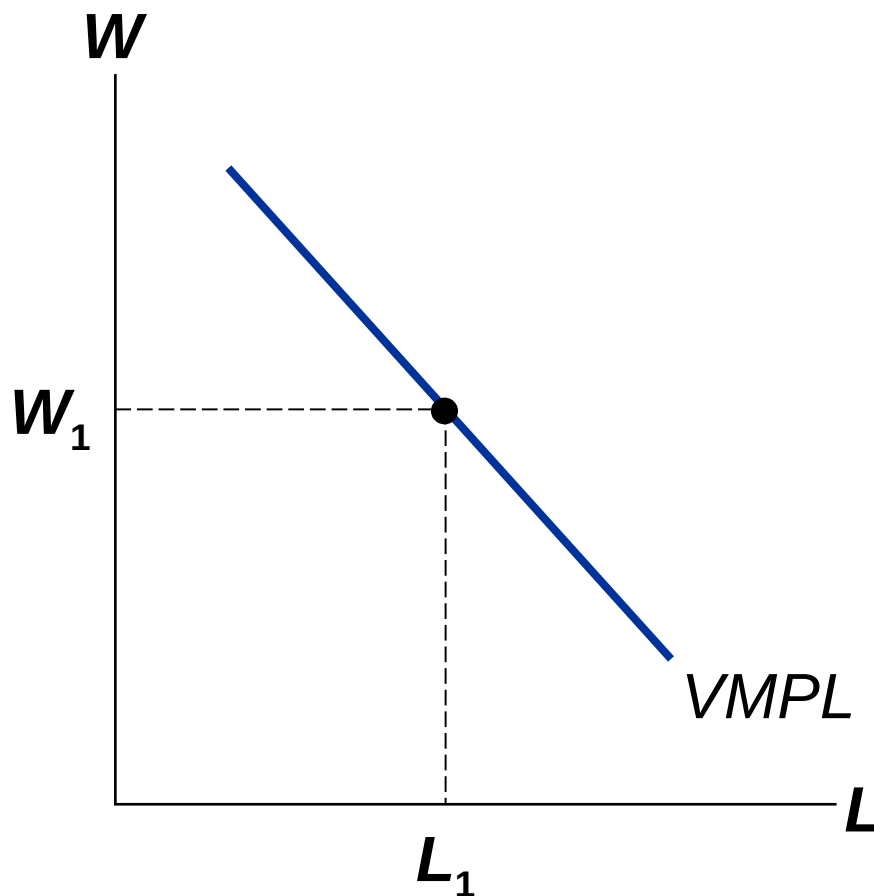
At any larger L ,
can increase profit
by hiring another
worker.



VMPL and Labor Demand

For any competitive, profit-maximizing firm:

- To maximize profits, hire workers up to the point where $VMPL = W$.
- The $VMPL$ curve is the labor demand curve.

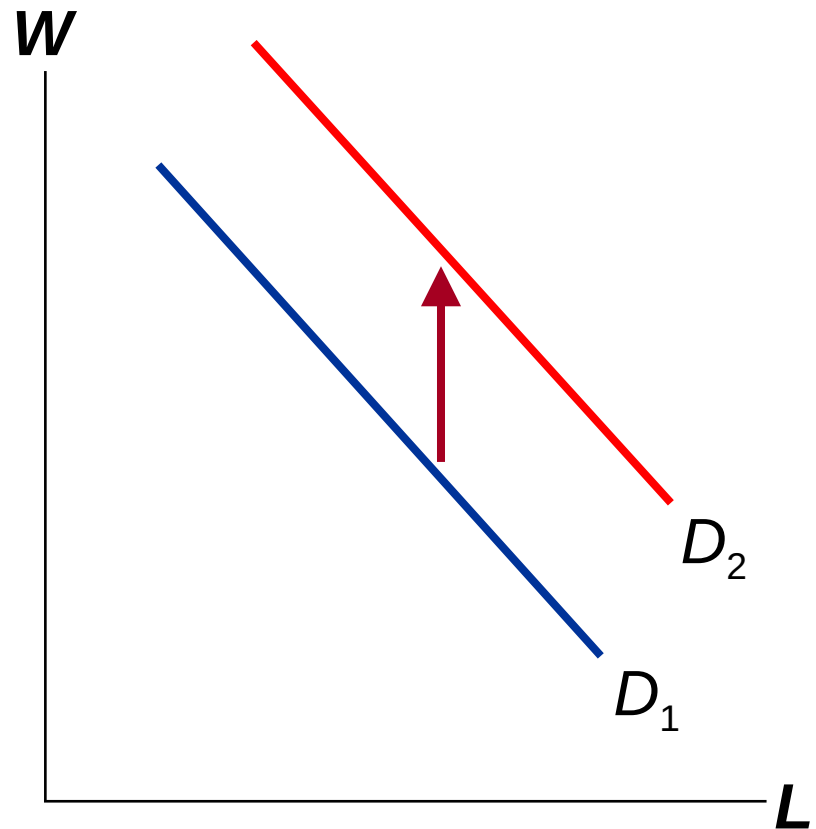


Shifts in Labor Demand

Labor demand curve
= *VMPL* curve.

$$VMPL = P \times MPL$$

Anything that
increases *P* or
MPL at each *L*
will increase
VMPL and shift
labor demand curve
upward.



Things that Shift the Labor Demand Curve

- Changes in the output price, P
- Technological change (affects MPL)
- The supply of other factors (affects MPL)
 - Example:
If firm gets more equipment (capital), then workers will be more productive; MPL and $VMPL$ rise, labor demand shifts upward.

The Connection Between Input Demand & Output Supply

- Recall: **Marginal Cost (MC)**
= cost of producing an additional unit of output
= $\Delta TC / \Delta Q$, where TC = total cost
- Suppose $W = \$2500$, $MPL = 500$ bushels
- If Farmer Jack hires another worker,
 $\Delta TC = \$2500$, $\Delta Q = 500$ bushels
 $MC = \$2500 / 500 = \5 per bushel
- In general: $MC = W / MPL$

The Connection Between Input Demand & Output Supply

- In general: $MC = W/MPL$
- Notice:
 - To produce additional output, hire more labor.
 - As L rises, MPL falls...
 - causing W/MPL to rise...
 - causing MC to rise.
- Hence, *diminishing marginal product and increasing marginal cost are two sides of the same coin.*

The Connection Between Input Demand & Output Supply

- The competitive firm's rule for demanding labor:

$$P \times MPL = W$$

- Divide both sides by MPL :

$$P = W/MPL$$

- Substitute $MC = W/MPL$ from previous slide:

$$P = MC$$

- This is the competitive firm's rule for supplying output.
- Hence, *input demand and output supply are two sides of the same coin.*

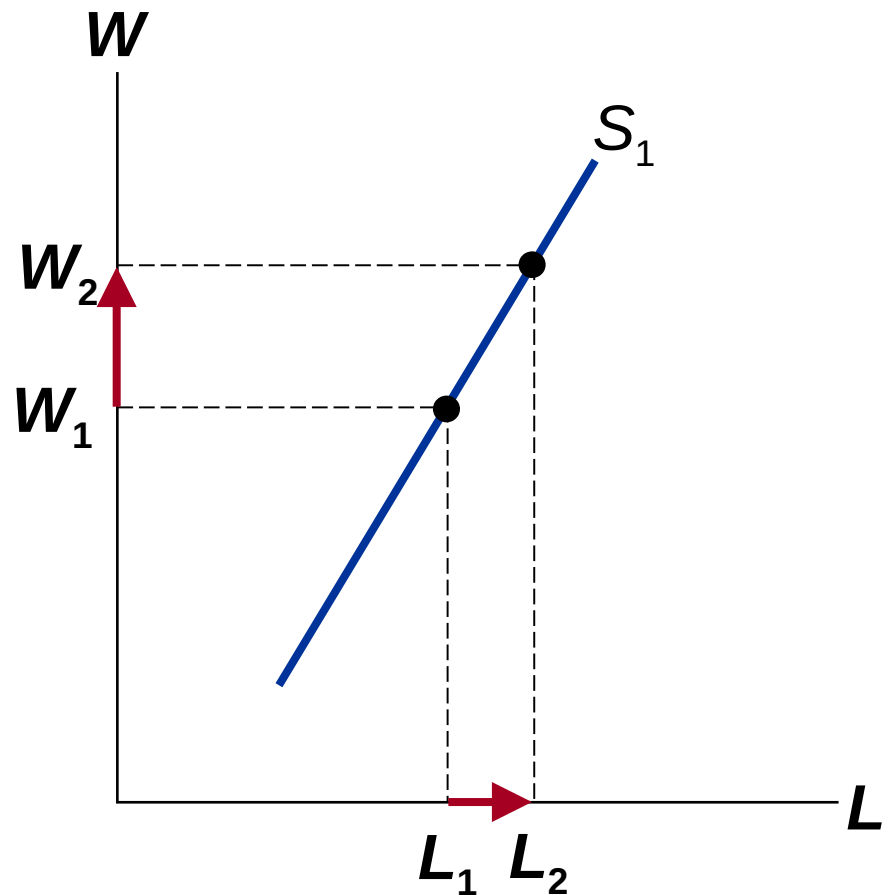
Labor Supply

- Trade-off between work and leisure:
The more time you spend working,
the less time you have for leisure.
- The opportunity cost of leisure is the wage.

The Labor Supply Curve

An increase in W
is an increase in the
opp. cost of leisure.

People respond by
taking less leisure
and by working more.



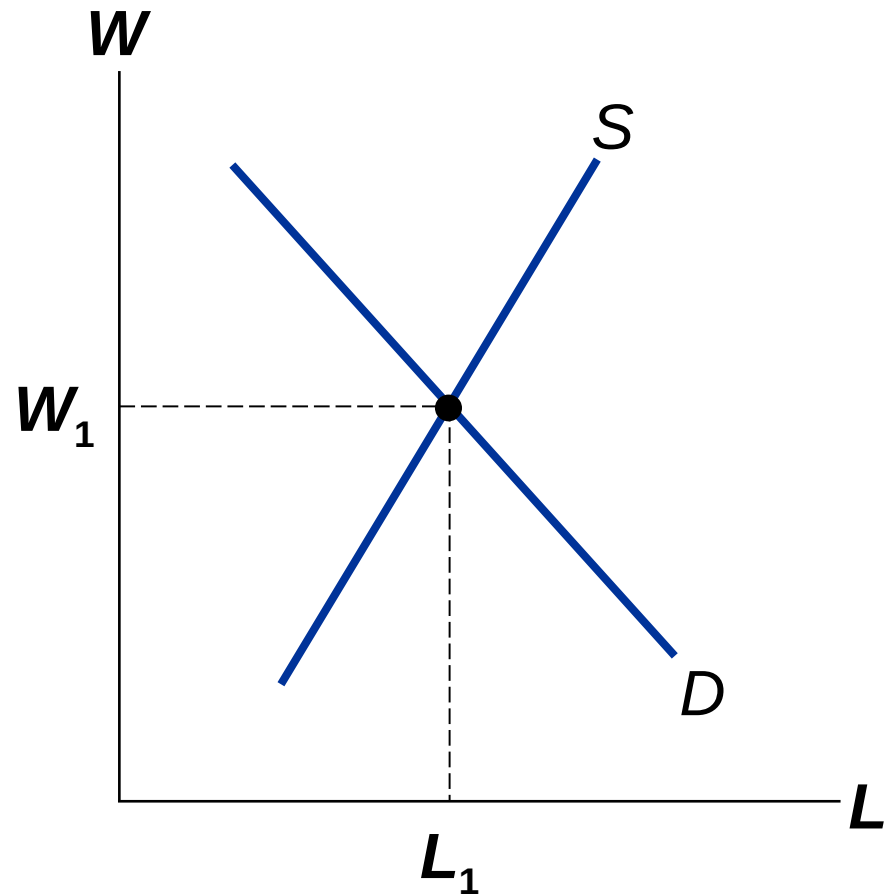
Things that Shift the Labor Supply Curve

- Changes in tastes or attitudes regarding the labor-leisure trade-off
- Opportunities for workers in other labor markets
- Immigration

Equilibrium in the Labor Market

The wage adjusts to balance supply and demand for labor.

The wage always equals $VMPL$.



ACTIVE LEARNING 2

Changes in labor-market equilibrium

In each of the following scenarios, use a diagram of the market for (domestic) auto workers to find the effects on their wage and employment.

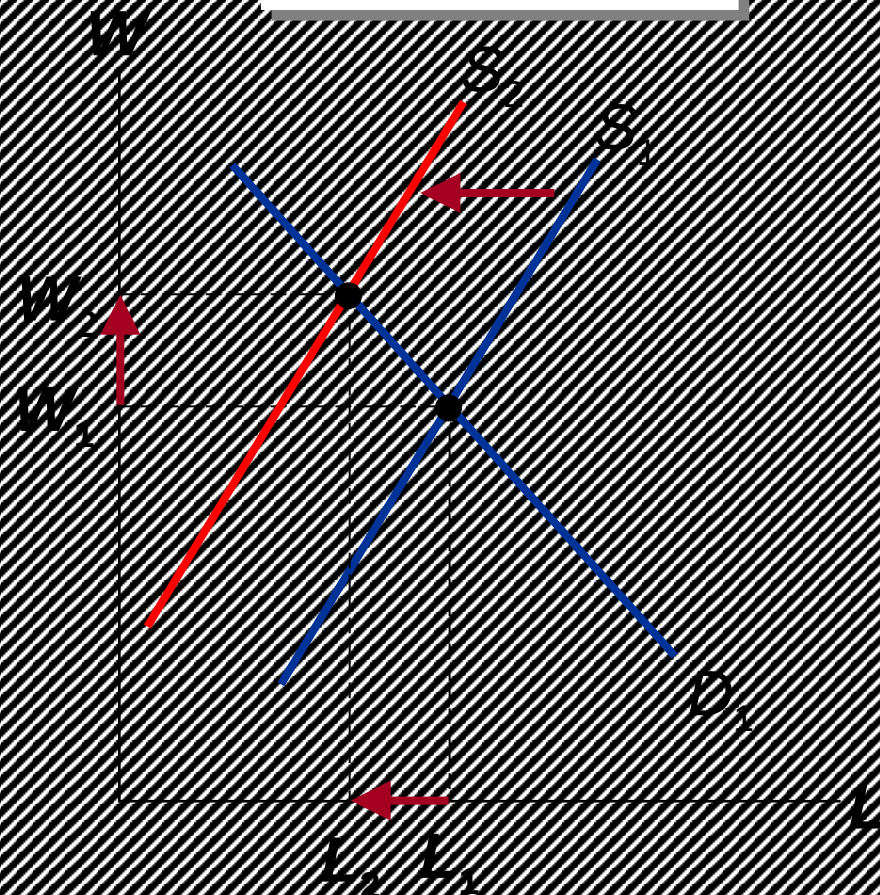
- A.** Baby Boomers who worked in the auto industry retire.
- B.** Car buyers' preferences shift toward imported autos.
- C.** Technological progress boosts productivity in the auto manufacturing industry.

ACTIVE LEARNING 2

Answers to A

The retirement of Baby Boomer auto workers shifts supply leftward.
 W rises, L falls.

The market for autoworkers



ACTIVE LEARNING 2

Answers to B

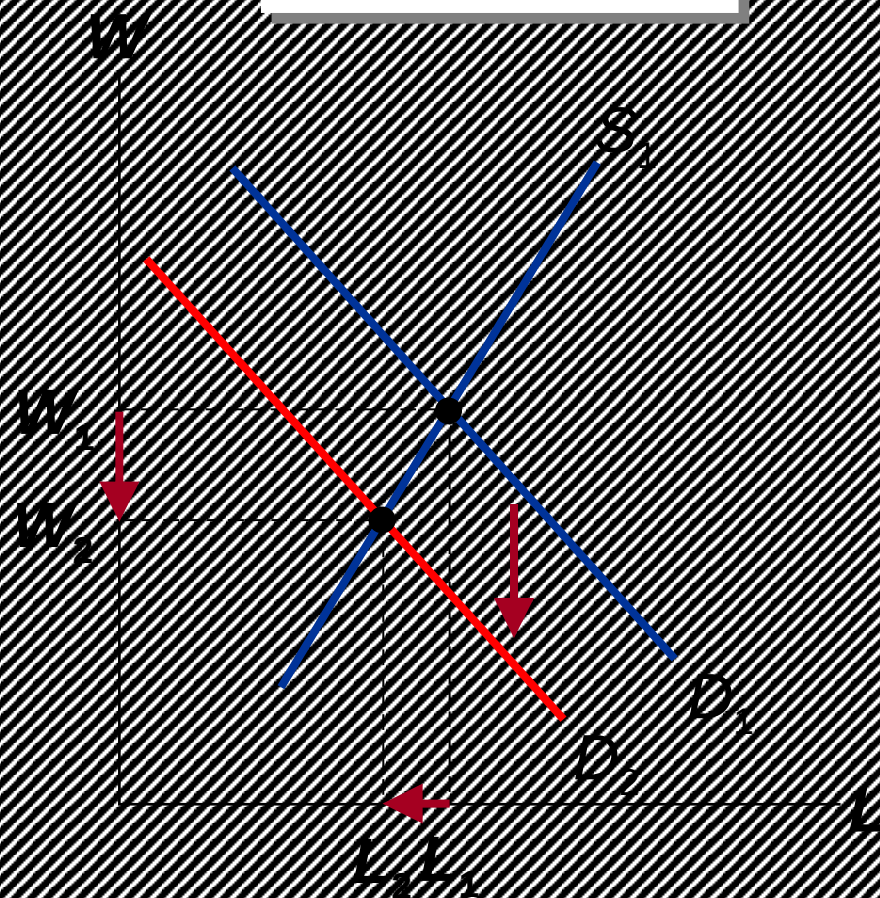
A fall in the demand for U.S. autos reduces P .

At each L ,
VMPL falls.

Labor demand
curve shifts down.

W and L both fall.

The market for autoworkers



ACTIVE LEARNING 2

Answers to C

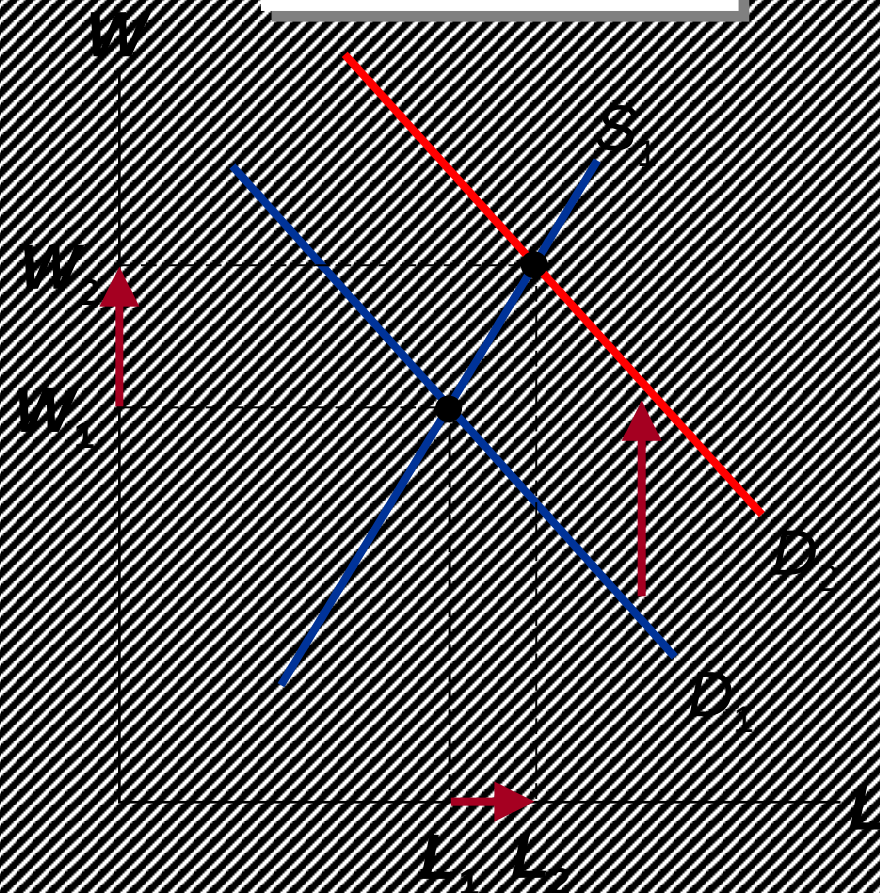
At each L ,

MPL rises due to
tech. progress.

VMPL rises and
labor demand curve
shifts upward.

W and L increase.

The market for
autoworkers



Productivity and Wage Growth in the U.S.

time period	growth rate of productivity	growth rate of real wages
1959-2006	2.1%	2.0%
1959-1973	2.8	2.8
1973-1995	1.4	1.2
1995-2006	2.6	2.5

Recall one of the Ten Principles:

A country's standard of living depends on its ability to produce g&s.

Our theory implies wages tied to labor productivity ($W = VMPL$).

We see this in the data.

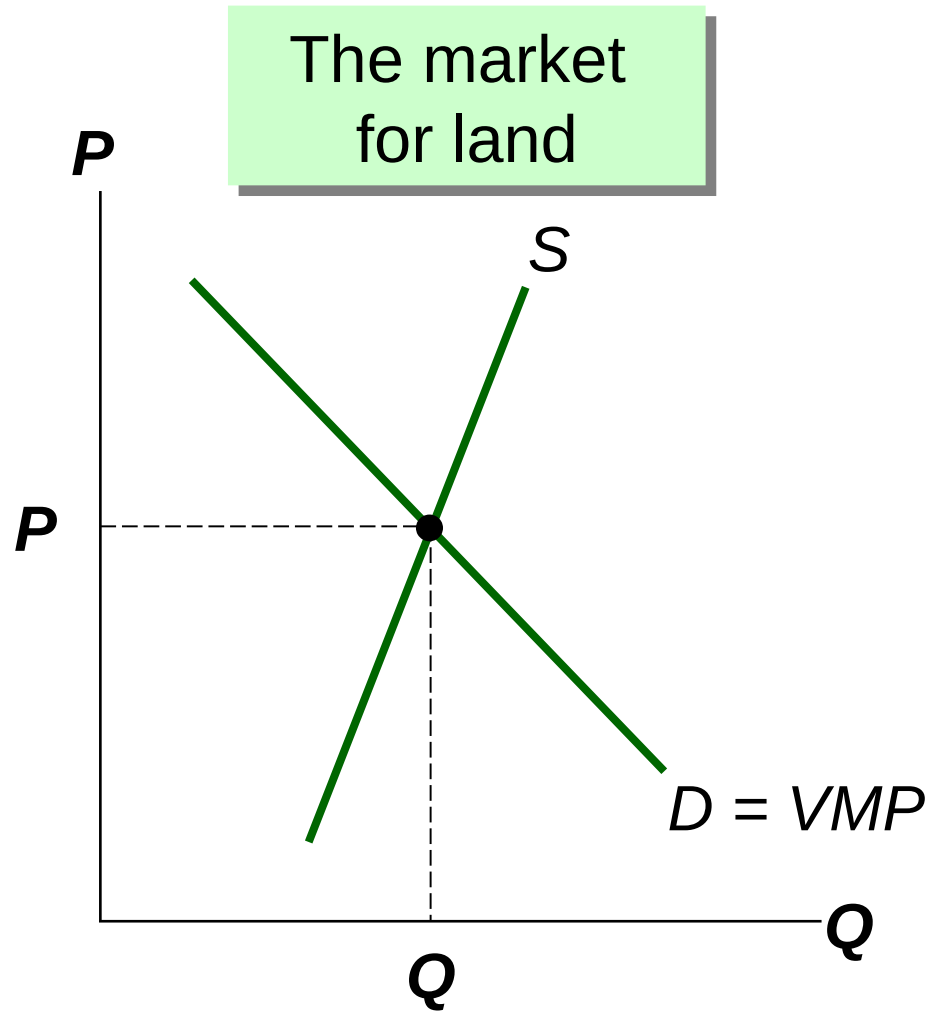
The Other Factors of Production

- With land and capital, must distinguish between:
 - **purchase price** – the price a person pays to own that factor indefinitely
 - **rental price** – the price a person pays to use that factor for a limited period of time
- The wage is the rental price of labor.
- The determination of the rental prices of capital and land is analogous to the determination of wages...

How the Rental Price of Land Is Determined

Firms decide how much land to rent by comparing the price with the value of the marginal product (*VMP*) of land.

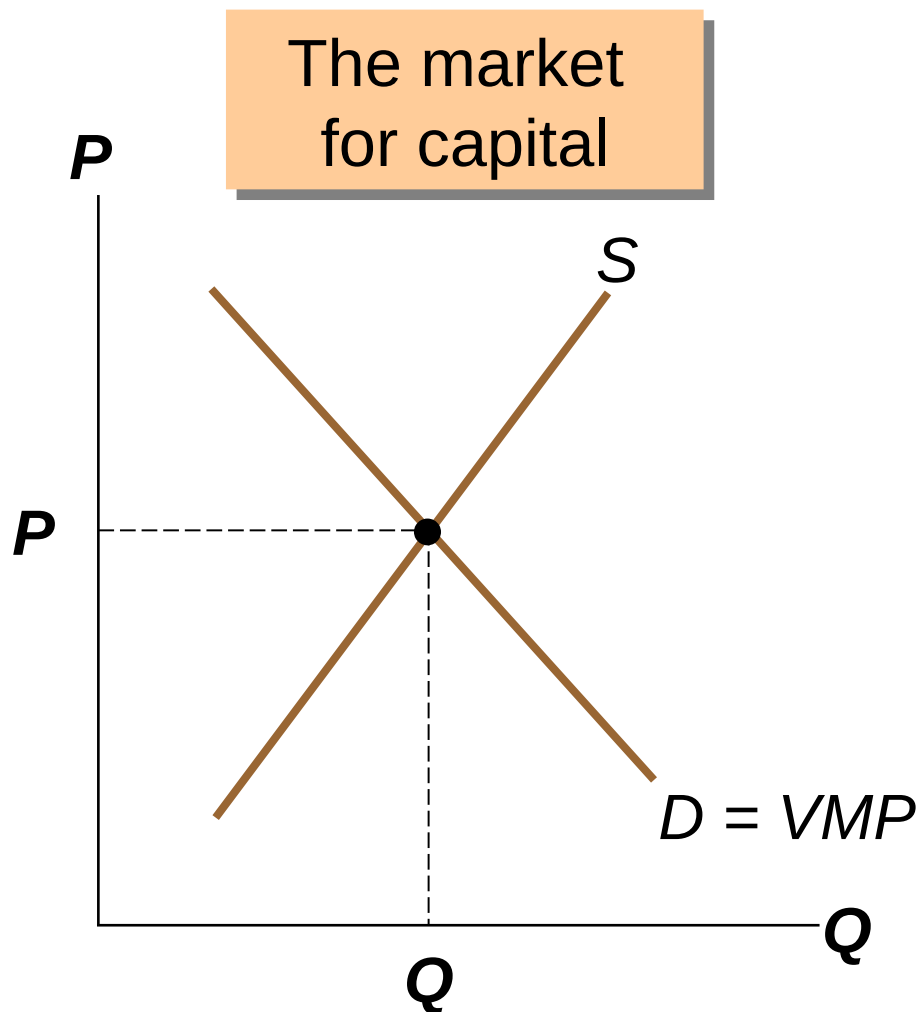
The rental price of land adjusts to balance supply and demand for land.



How the Rental Price of Capital Is Determined

Firms decide how much capital to rent by comparing the price with the value of the marginal product (*VMP*) of capital.

The rental price of capital adjusts to balance supply and demand for capital.



Rental and Purchase Prices

- Buying a unit of capital or land yields a stream of rental income.
- The rental income in any period equals the value of the marginal product (*VMP*).
- Hence, the equilibrium purchase price of a factor depends on both the current *VMP* and the *VMP* expected to prevail in future periods.

Linkages Among the Factors of Production

- In most cases, factors of production are used together in a way that makes each factor's productivity dependent on the quantities of the other factors.
- Example: an increase in the quantity of capital
 - The marginal product and rental price of capital fall.
 - Having more capital makes workers more productive, MPL and W rise.

CONCLUSION


- The theory in this chapter is called the **neoclassical theory of income distribution**.
- It states that
 - factor prices determined by supply and demand
 - each factor is paid the value of its marginal product
- Most economists use this theory a starting point for understanding the distribution of income.
- The next two chapters explore this topic further.

CHAPTER SUMMARY



- The economy's income distribution is determined in the markets for the factors of production. The three most important factors of production are labor, land, and capital.
- A firm's demand for a factor is derived from its supply of output.
- Competitive firms maximize profit by hiring each factor up to the point where the value of its marginal product equals its rental price.

CHAPTER SUMMARY



- The supply of labor arises from the trade-off between work and leisure, and yields an upward-sloping labor supply curve.
- The price paid to each factor adjusts to balance supply and demand for that factor. In equilibrium, each factor is compensated according to its marginal contribution to production.
- Factors of production are used together. A change in the quantity of one factor affects the marginal products and equilibrium earnings of all factors.