

Product mixture

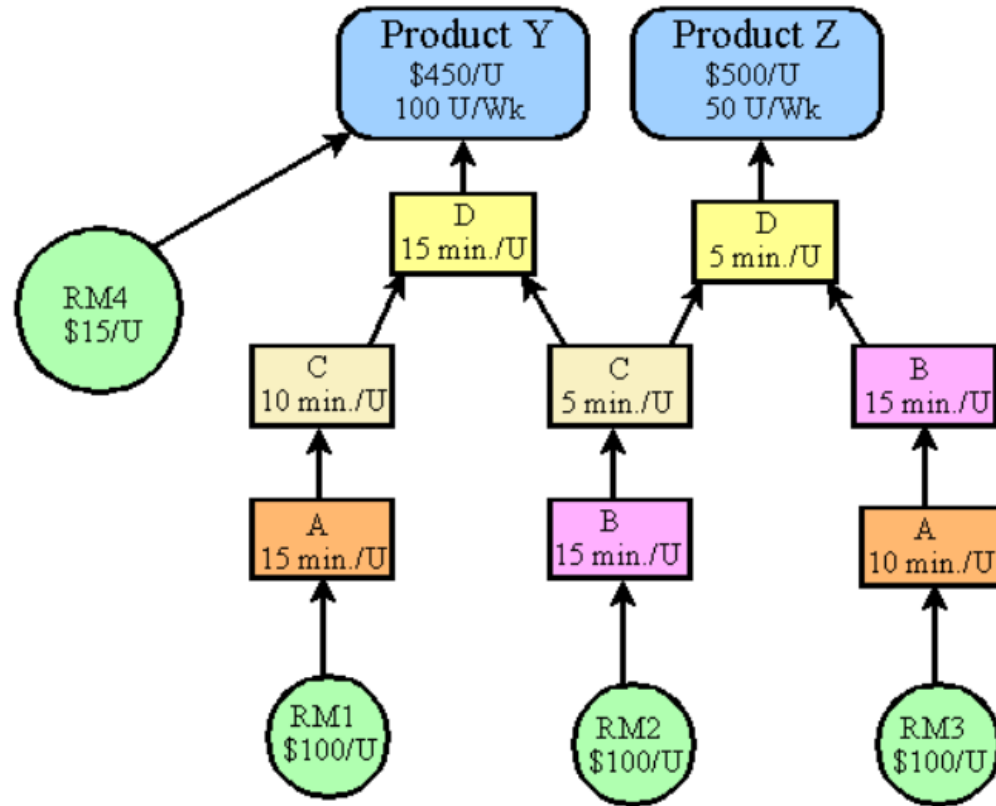
Ing.J.Skorkovský, CSc,
Department of Corporate Economy
FACULTY OF ECONOMICS AND ADMINISTRATION
Masaryk University Brno
Czech Republic

Parameters

- TOC Company produces two products, Y and Z that are processed in four departments, A, B, C and D. Product Y requires three types of materials, M1, M2 and M4. Product Z requires two types of materials, M2 and M3. The company's production process is illustrated in the following graphic (see next picture)

TOC company

TOC Company's Production Process*



Parameters

Resource	Required per unit of Product Y	Required per unit of Product Z
Material 1	\$100	-
Material 2	\$100	\$100
Material 3	-	\$100
Material 4	\$15	-
Department A	15 minutes	10 minutes
Department B	15 minutes	30 minutes
Department C	15 minutes	5 minutes
Department D	15 minutes	5 minutes

Constraint 1: Each department has 2,400 minutes of available time per week.

Constraint 2: The Company's operating expenses are \$30,000 per week.

Constraint 3: Based on current demand, the company can sell **100** units of product Y per week.

Constraint 4: Based on the current demand the company can sell **50** units of product Z per week.

Sales prices are **\$450** for product Y and **\$500** for product Z.

All four materials are available in sufficient quantities.

The needed workers are also available.

Questions

1. Determine the company's constraint (bottleneck)
2. Determine the throughput per unit for each product.
3. Determine the throughput per minute of the constrained resource for each product.
4. Determine the product mix needed to maximize throughput, i.e., the number of units of Y and Z that should be produced per week.
5. Determine the maximum net income per week for TOC Company.
6. Suppose the company broke the current constraint by doubling the capacity of that resource. What would become the new constraint?

Company constraints

- Time requirements to meet demand for each department are calculated as follows:

Department	Product Y	Product Z	Total Time Required Per Week
A	(15 min)(100 units)	(10 min)(50 units)	2,000 minutes
B	(15 min)(100 units)	(30 min)(50 units)	3,000 minutes
C	(15 min)(100 units)	(5 min)(50 units)	1,750 minutes
D	(15 min)(100 units)	(5 min)(50 units)	1,750 minutes

Each machine center has only 2,400 minutes of available time per week. **B is the constraint** because it does not have enough capacity to process 100 units of Y and 50 units of Z per week.

$$15 \text{ min} * 100 \text{ units} + 30 \text{ min} * 50 \text{ units} = \mathbf{3000} \text{ minutes}$$

Determine the throughput per unit for each product.

Throughput per unit for each product is needed so that we can determine how to use the constraint to **maximize throughput**. Throughput per unit is as follows:

Product	Sales price - Materials Cost	Throughput Per Unit
Y	\$450 - 215	\$235
Z	\$500 - 200	\$300

$$215 = 100 + 100 + 15$$

$$200 = 100 + 100$$

Determine the throughput per minute of the constrained resource for each product.

Product	<u>Throughput Per Unit</u> Minutes required in B	Throughput Per Minute
Y	$\$235 \div 15$	\$15.67
Z	$\$300 \div 30$	\$10.00

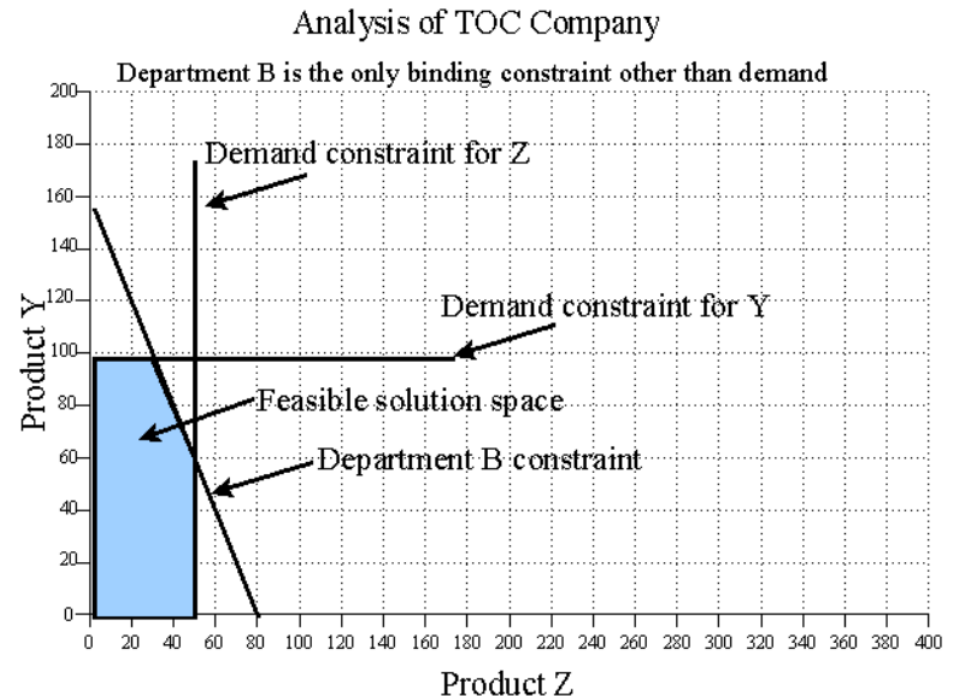
Determine the product mix needed to maximize throughput, i.e., the number of units of Y and Z that should be produced per week.

Maximizing throughput requires producing as much of the product with the highest throughput per minute of the constrained resource as needed to meet demand.

The company should produce **100** units of product Y. This requires $(100 \text{ units})(15 \text{ minutes}) = 1,500$ minutes of time in the constraint department B and leaves $2,400 - 1,500 = 900$ minutes for the production of 30 units of product Z, i.e., $900 \text{ minutes} \div 30 \text{ minutes per unit} = 30$ units of Z.

Graphic analysis I.

- The following graphic analysis provides a general approach for solving simple product mix problems that is also applicable when there are overlapping constraints.
- First, plot the constraints to find the feasible solution space. The B constraint is $15Y + 30Z = 2,400$ so Department B could produce 160 Y's (i.e., $2,400/15$) or 80 Z's (i.e., $2,400/30$), or some combination of Y and Z indicated by the constraint line connecting those two points on the graph. The department B constraint and demand constraints define the feasible solution space indicated by the blue colored area on the graph.



Graphic analysis II.

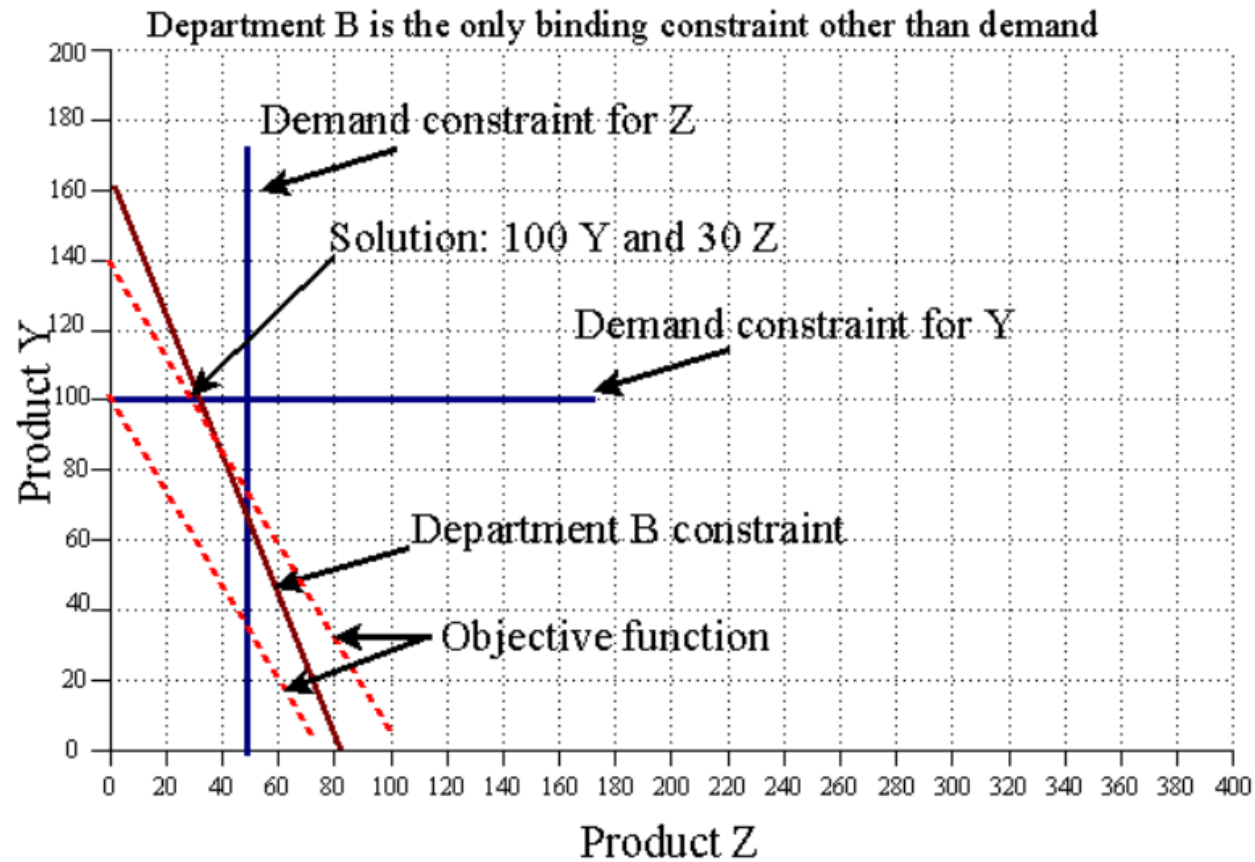
- Check the solution at each corner point, or plot the objective function and move it to the right as far as possible in the feasible solution space. The objective function is to maximize throughput where $\text{Throughput} = 235Y + 300Z$. Checking the corner points we find that 100 Y and 30 Z provides the greatest amount of throughput.

Corner Point	Throughput
100 Y and zero Z	$(100)(235) = 23,500$
100 Y and 30 Z	$(100)(235) + (30)(300) = 32,500$
60 Y and 50 Z	$(60)(235) + (50)(300) = 29,100$
Zero Y and 50 Z	$0 + (50)(300) = 15,000$

If we plot the objective function $235/300$ (i.e., it takes .7833 of a Z to produce as much throughput as 1 Y), we can locate the solution by moving it to the outer most point in the feasible solution space as illustrated on the next slide. The first objective function shows that 100 Ys would produce the same throughput as 78.3333 Zs. This is an **iso-throughput line** indicating that any point on the line represents a combination of Y and Z that produces \$23,500 of throughput. The point indicated by 100 Y and 30 Z is the last point the objective function touches in the feasible solution space as we move it up and to the right. This point indicates the solution to our product mix problem.

Graphic analysis III.

Analysis of TOC Company



Maximum net income per week for TOC Company.

Sales:		
100 units of Y = (100)(\$450)	\$45,000	
30 units of Z = (30)(\$500)	<u>15,000</u>	\$60,000
COGS:		
100 units of Y = (100)(\$215)	\$21,500	
30 units of Z = (30)(\$200)	<u>6,000</u>	<u>27,500</u>
Throughput		32,500
Less Operating expense		<u>30,000</u>
Net income		\$2,500

Note: An assumption in this illustration is that there are no beginning or ending inventories of work in process or finished goods.



The
End