

Mining Data Streams

Advanced Search Techniques for Large Scale Data Analytics

Pavel Zezula and Jan Sedmidubsky

Masaryk University

<http://disa.fi.muni.cz>

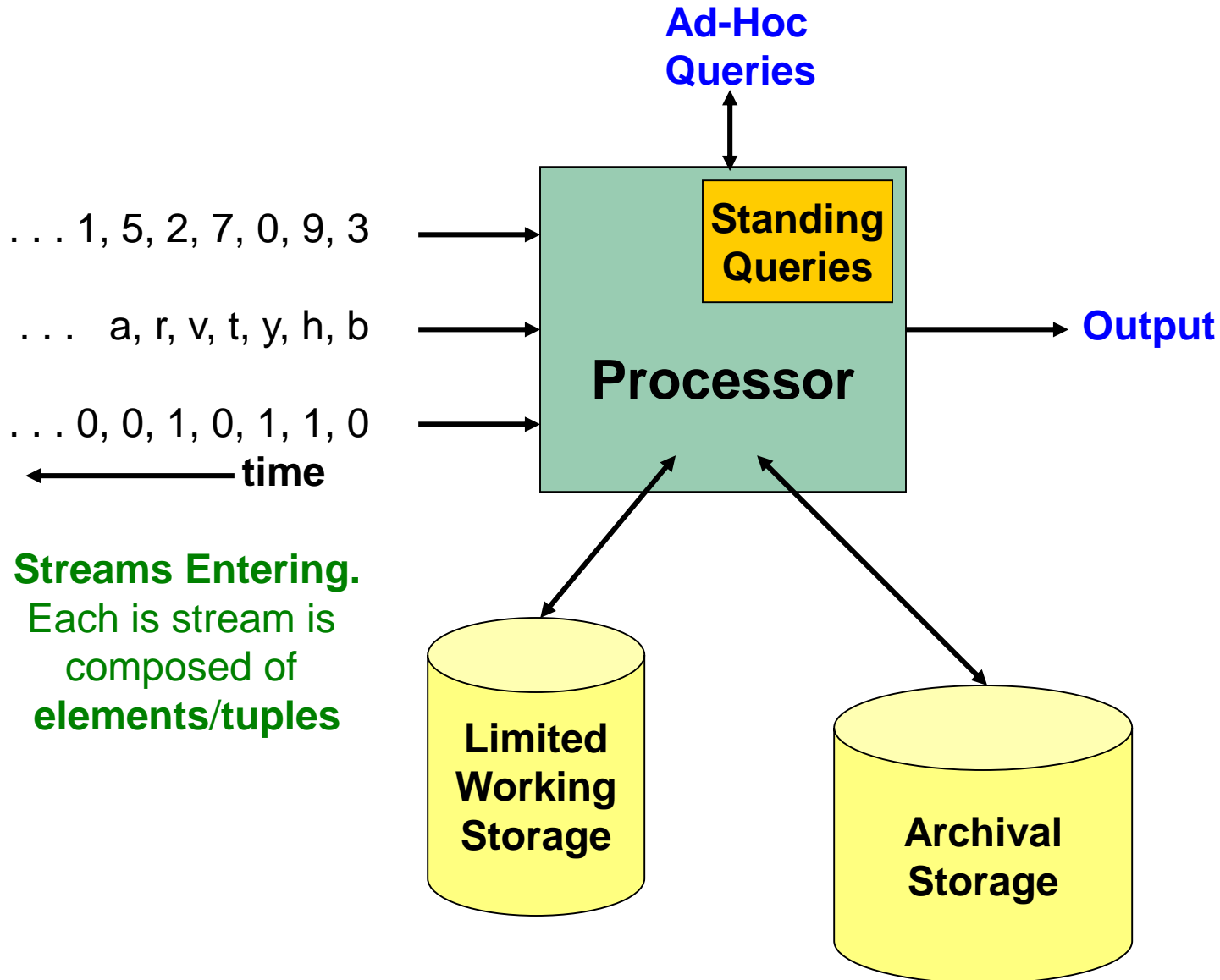
Data Streams

- In many data mining situations, we do not know the entire data set in advance
- **Stream Management** is important when the input rate is controlled **externally**:
 - Google queries
 - Twitter or Facebook status updates
- We can think of the **data** as **infinite** and **non-stationary** (the distribution changes over time)

The Stream Model

- Input **elements** enter at a rapid rate, at one or more input ports (i.e., **streams**)
 - **We call elements of the stream tuples**
- **The system cannot store the entire stream accessibly**
- **Q: How do you make critical calculations about the stream using a limited amount of (secondary) memory?**

General Stream Processing Model



Streams Entering.
Each stream is composed of elements/tuples

Problems on Data Streams

- **Types of queries one wants on answer on a data stream:**
 - **Sampling data from a stream**
 - Construct a random sample
 - **Queries over sliding windows**
 - Number of items of type x in the last k elements of the stream
 - **Filtering a data stream**
 - Select elements with property x from the stream
 - **Counting distinct elements**
 - Number of distinct elements in the last k elements of the stream

Applications (1)

- **Mining query streams**
 - Google wants to know what queries are more frequent today than yesterday
- **Mining click streams**
 - Yahoo wants to know which of its pages are getting an unusual number of hits in the past hour
- **Mining social network news feeds**
 - E.g., look for trending topics on Twitter, Facebook

Applications (2)

- **Sensor Networks**
 - Many sensors feeding into a central controller
- **Telephone call records**
 - Data feeds into customer bills as well as settlements between telephone companies
- **IP packets monitored at a switch**
 - Gather information for optimal routing
 - Detect denial-of-service attacks

Sampling from a Data Stream: Sampling a fixed proportion

As the stream grows the sample
also gets bigger

Sampling from a Data Stream

- Since **we can not store the entire stream**, one obvious approach is to store a **sample**
- **Two different problems:**
 - **(1)** Sample a **fixed proportion** of elements in the stream (say 1 in 10)
 - **(2)** Maintain a **random sample of fixed size** over a potentially infinite stream
 - At any “time” k we would like a random sample of s elements
 - **What is the property of the sample we want to maintain?**
For all time steps k , each of k elements seen so far has equal prob. of being sampled

Sampling a Fixed Proportion

- **Problem 1: Sampling fixed proportion**
- **Scenario:** Search engine query stream
 - **Stream of tuples:** (user, query, time)
 - **Answer questions such as:** How often did a user run the same query in a single days
 - Have space to store $1/10^{\text{th}}$ of query stream
- **Naïve solution:**
 - Generate a random integer in **[0..9]** for each query
 - Store the query if the integer is **0**, otherwise discard

Problem with Naïve Approach

- **Simple question: What fraction of queries by an average search engine user are duplicates?**
 - Suppose each user issues x queries once and d queries twice (total of $x+2d$ queries)
 - **Correct answer: $d/(x+d)$**
 - **Proposed solution: We keep 10% of the queries**
 - Sample will contain $x/10$ of the singleton queries and $2d/10$ of the duplicate queries at least once
 - But only $d/100$ pairs of duplicates
 - $d/100 = 1/10 \cdot 1/10 \cdot d$
 - Of d “duplicates” $18d/100$ appear exactly once
 - $18d/100 = ((1/10 \cdot 9/10) + (9/10 \cdot 1/10)) \cdot d$
 - **So the sample-based answer is $\frac{\frac{d}{100}}{\frac{x}{10} + \frac{d}{100} + \frac{18d}{100}} = \frac{d}{10x+19d}$**

Solution: Sample Users

Solution:

- Pick $1/10^{\text{th}}$ of **users** and take all their searches in the sample
- Use a hash function that hashes the user name or user id uniformly into 10 buckets

Generalized Solution

- **Stream of tuples with keys:**
 - Key is some subset of each tuple's components
 - e.g., tuple is (user, search, time); key is **user**
 - Choice of key depends on application
- **To get a sample of a/b fraction of the stream:**
 - Hash each tuple's key uniformly into **b** buckets
 - Pick the tuple if its hash value is at most **a**



Hash table with **b** buckets, pick the tuple if its hash value is at most **a** .

How to generate a 30% sample?

Hash into $b=10$ buckets, take the tuple if it hashes to one of the first 3 buckets

Sampling from a Data Stream: Sampling a fixed-size sample

As the stream grows, the sample is of
fixed size



Maintaining a fixed-size sample

- **Problem 2: Fixed-size sample**
- **Suppose we need to maintain a random sample S of size exactly s tuples**
 - E.g., main memory size constraint
- **Why?** Don't know length of stream in advance
- **Suppose at time n we have seen n items**
 - **Each item is in the sample S with equal prob. s/n**

How to think about the problem: say $s = 2$

Stream: a x c y z | k c | d e g...

At $n=5$, each of the first 5 tuples is included in the sample S with equal prob.

At $n=7$, each of the first 7 tuples is included in the sample S with equal prob.

Impractical solution would be to store all the n tuples seen so far and out of them pick s at random

Solution: Fixed Size Sample

■ Algorithm (a.k.a. Reservoir Sampling)

- Store all the first s elements of the stream to S
- Suppose we have seen $n-1$ elements, and now the n^{th} element arrives ($n > s$)
 - With probability s/n , keep the n^{th} element, else discard it
 - If we picked the n^{th} element, then it replaces one of the s elements in the sample S , picked uniformly at random

■ Claim: This algorithm maintains a sample S with the desired property:

- After n elements, the sample contains each element seen so far with probability s/n

Proof: By Induction

- **We prove this by induction:**
 - Assume that after n elements, the sample contains each element seen so far with probability s/n
 - We need to show that after seeing element $n+1$ the sample maintains the property
 - Sample contains each element seen so far with probability $s/(n+1)$
- **Base case:**
 - After we see $n=s$ elements the sample S has the desired property
 - Each out of $n=s$ elements is in the sample with probability $s/s = 1$

Proof: By Induction

- **Inductive hypothesis:** After n elements, the sample S contains each element seen so far with prob. s/n

- **Now element $n+1$ arrives**

- **Inductive step:** For elements already in S , probability that the algorithm keeps it in S is:

$$\left(1 - \frac{s}{n+1}\right) + \left(\frac{s}{n+1}\right) \left(\frac{s-1}{s}\right) = \frac{n}{n+1}$$

Element $n+1$ discarded Element $n+1$ not discarded Element in the sample not picked

- So, at time n , tuples in S were there with prob. s/n
- Time $n \rightarrow n+1$, tuple stayed in S with prob. $n/(n+1)$
- So prob. tuple is in S at time $n+1 = \frac{s}{n} \cdot \frac{n}{n+1} = \frac{s}{n+1}$

Queries over a (long) Sliding Window

Sliding Window: 1 Stream

- **Sliding window on a single stream:**

N = 6

q w e r t y u i o p a s d f g h j k l z x c v b n m

q w e r t y u i o p a s d f g h j k l z x c v b n m

q w e r t y u i o p a s d f g h j k l z x c v b n m

q w e r t y u i o p a s d f g h j k l z x c v b n m

← Past

Future →

Sliding Windows

- A useful model of stream processing is that queries are about a *window* of length N – the N most recent elements received
- **Interesting case:** N is so large that the data cannot be stored in memory, or even on disk
 - Or, there are so many streams that windows for all cannot be stored
- **Amazon example:**
 - For every product X we keep 0/1 stream of whether that product was sold in the n -th transaction
 - We want answer queries, how many times have we sold X in the last k sales

Counting Bits (1)

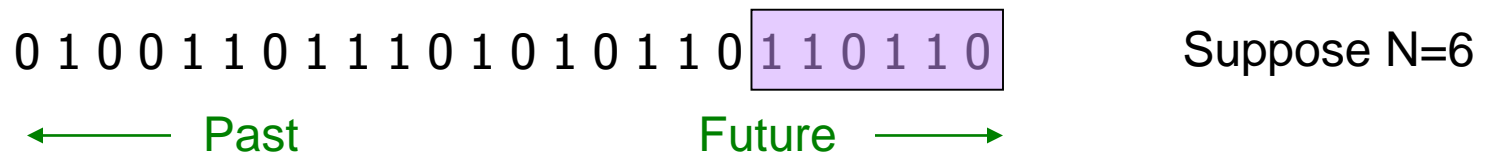
- **Problem:**

- Given a stream of **0s** and **1s**
- Be prepared to answer queries of the form **How many 1s are in the last k bits?** where $k \leq N$

- **Obvious solution:**

Store the most recent N bits

- When new bit comes in, discard the $N+1^{\text{st}}$ bit



Counting Bits (2)

- You can not get an exact answer without storing the entire window

- **Real Problem:**

What if we cannot afford to store N bits?

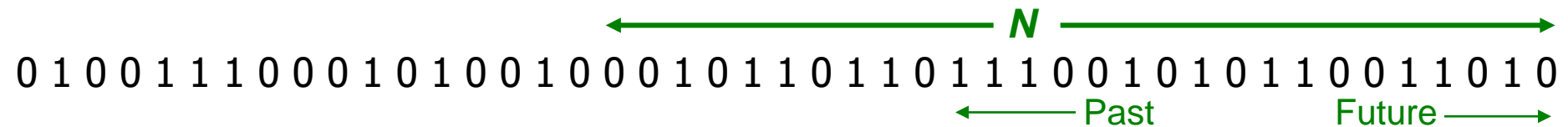
- E.g., we're processing 1 billion streams and $N = 1$ billion



- But we are happy with an approximate answer

An attempt: Simple solution

- **Q: How many 1s are in the last N bits?**
- A simple solution that does not really solve our problem: **Uniformity assumption**



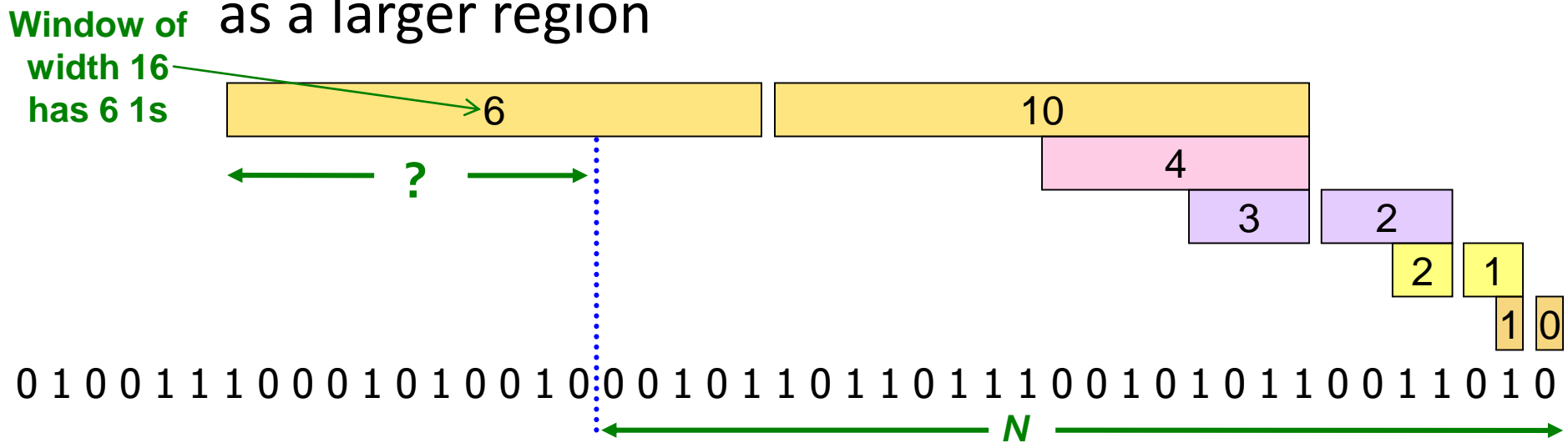
- **Maintain 2 counters:**
 - S : number of 1s from the beginning of the stream
 - Z : number of 0s from the beginning of the stream
- **How many 1s are in the last N bits?** $N \cdot \frac{S}{S+Z}$
- **But, what if stream is non-uniform?**
 - What if distribution changes over time?

DGIM Method

- **DGIM solution that does not assume uniformity**
- We store $O(\log^2 N)$ bits per stream
- **Solution gives approximate answer, never off by more than 50%**
 - Error factor can be reduced to any fraction > 0 , with more complicated algorithm and proportionally more stored bits

Idea: Exponential Windows

- **Solution that doesn't (quite) work:**
 - Summarize **exponentially increasing** regions of the stream, looking backward
 - Drop small regions if they begin at the same point as a larger region



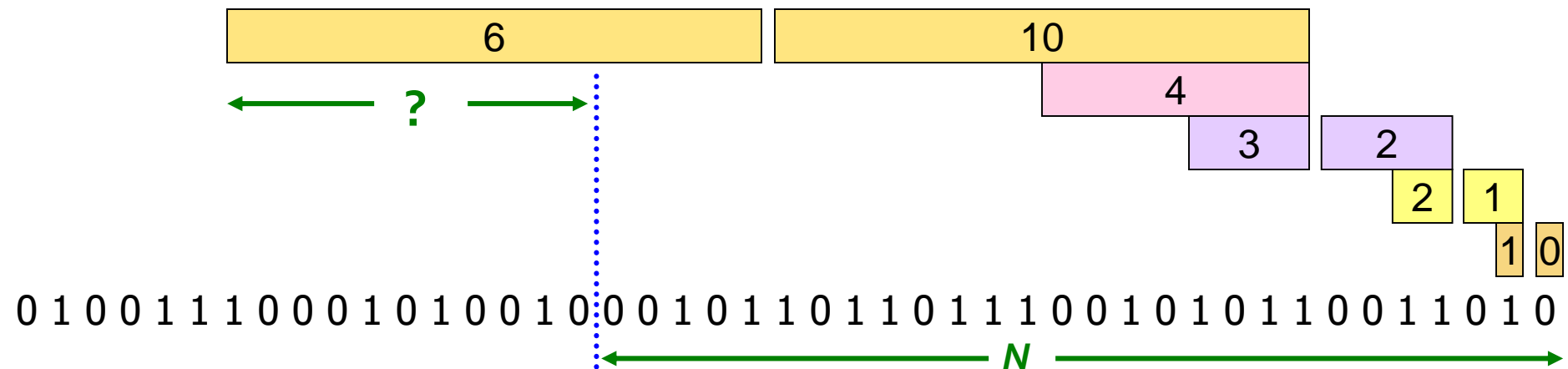
We can reconstruct the count of the last N bits, except we are not sure how many of the last **6 1s** are included in the N

What's Good?

- **Stores only $O(\log^2 N)$ bits**
 - $O(\log N)$ counts of $\log_2 N$ bits each
- **Easy update as more bits enter**
- Error in count no greater than the number of **1s** in the “**unknown**” area

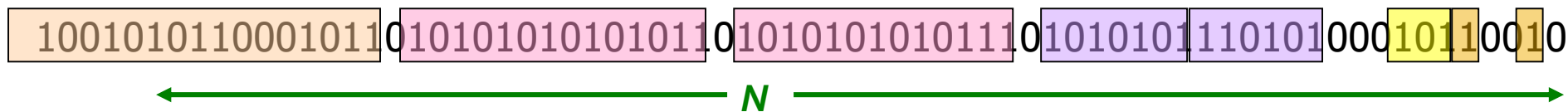
What's Not So Good?

- As long as the **1s** are fairly evenly distributed, the error due to the unknown region is small – **no more than 50%**
- But it could be that all the **1s** are in the unknown area at the end
- In that case, **the error is unbounded!**



Fixup: DGIM method

- **Idea:** Instead of summarizing fixed-length blocks, summarize blocks with specific number of **1s**:
 - Let the block *sizes* (number of **1s**) increase exponentially
- **When there are few 1s in the window, block sizes stay small, so errors are small**

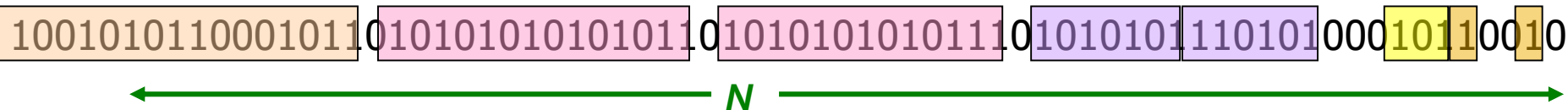


DGIM: Timestamps

- Each bit in the stream has a *timestamp*, starting **1, 2, ...**
- Record timestamps modulo N (**the window size**), so we can represent any **relevant** timestamp in $O(\log_2 N)$ bits

DGIM: Buckets

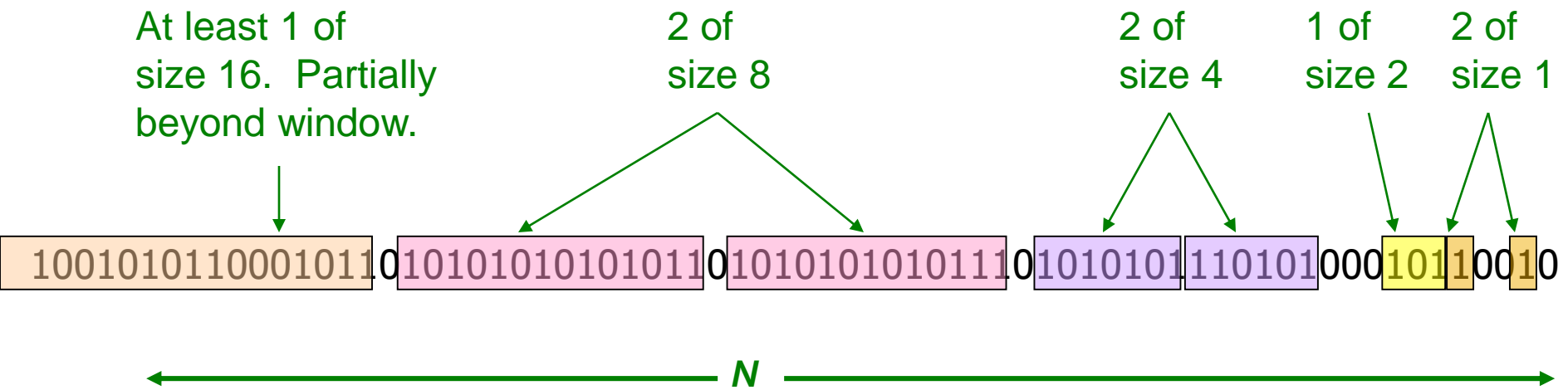
- A **bucket** in the DGIM method is a record consisting of:
 - (A) The timestamp of its end [$O(\log N)$ bits]
 - (B) The number of 1s between its beginning and end [$O(\log \log N)$ bits]
- **Constraint on buckets:**
Number of **1s** must be a power of 2
 - That explains the $O(\log \log N)$ in (B) above



Representing a Stream by Buckets

- Either **one** or **two** buckets with the same **power-of-2 number of 1s**
- **Buckets do not overlap in timestamps**
- **Buckets are sorted by size**
 - Earlier buckets are not smaller than later buckets
- Buckets disappear when their end-time is $> N$ time units in the past

Example: Bucketized Stream



Three properties of buckets that are maintained:

- Either **one** or **two** buckets with the same **power-of-2** number of **1s**
- Buckets do not overlap in timestamps
- Buckets are sorted by size

Updating Buckets (1)

- When a new bit comes in, drop the last (oldest) bucket if its end-time is prior to N time units before the current time
- **2 cases:** Current bit is **0** or **1**
- **If the current bit is 0:**
no other changes are needed

Updating Buckets (2)

- **If the current bit is 1:**
 - (1) Create a new bucket of size **1**, for just this bit
 - End timestamp = current time
 - (2) If there are now **three buckets of size 1**,
combine the oldest two into a bucket of size 2
 - (3) If there are now **three buckets of size 2**,
combine the oldest two into a bucket of size 4
 - (4) And so on ...

Example: Updating Buckets

Current state of the stream:

10010101100010110 101010101010110 101010101010110 1010101110101000 10110010

Bit of value 1 arrives

0010101100010110 101010101010110 101010101010110 1010101110101000 101100101

Two orange buckets get merged into a yellow bucket

0010101100010110 101010101010110 101010101010110 1010101110101000 101100101

Next bit 1 arrives, new orange bucket is created, then 0 comes, then 1:

0101100010110 101010101010110 101010101010110 1010101110101000 101100101101

Buckets get merged...

0101100010110 101010101010110 101010101010110 1010101110101000 101100101101

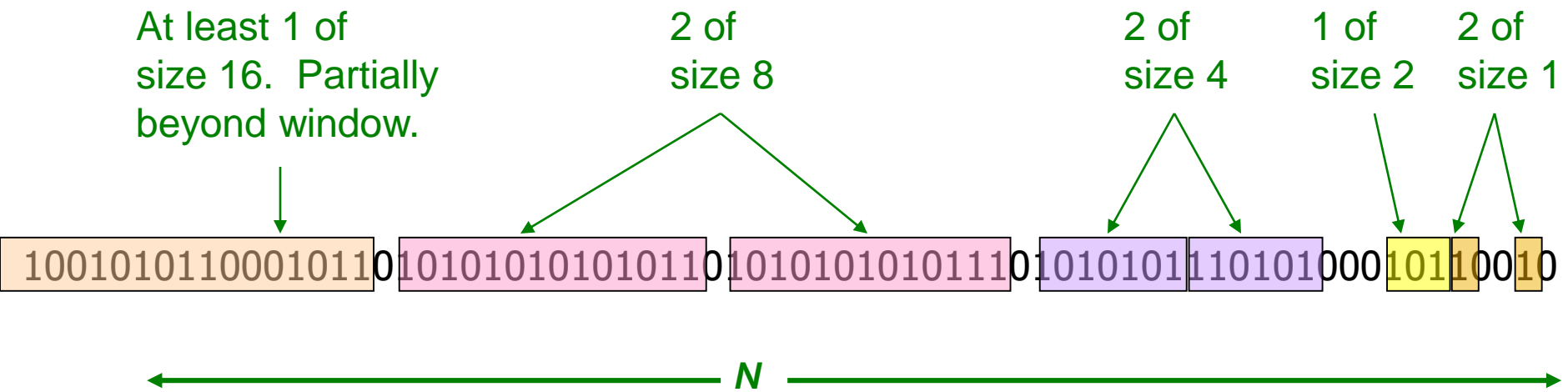
State of the buckets after merging

0101100010110 1010101010101101010101010110 1010101110101000 101100101101

How to Query?

- **To estimate the number of 1s in the most recent N bits:**
 - 1. Sum the sizes of all buckets but the last**
(note “size” means the number of 1s in the bucket)
 - 2. Add half the size of the last bucket**
- **Remember:** We do not know how many **1s** of the last bucket are still within the wanted window

Example: Bucketized Stream



(1) Filtering Data Streams

Filtering Data Streams

- Each element of data stream is a tuple
- Given a list of keys S
- **Determine which tuples of stream are in S**
- **Obvious solution: Hash table**
 - But suppose we **do not have enough memory** to store all of S in a hash table
 - E.g., we might be processing millions of filters on the same stream

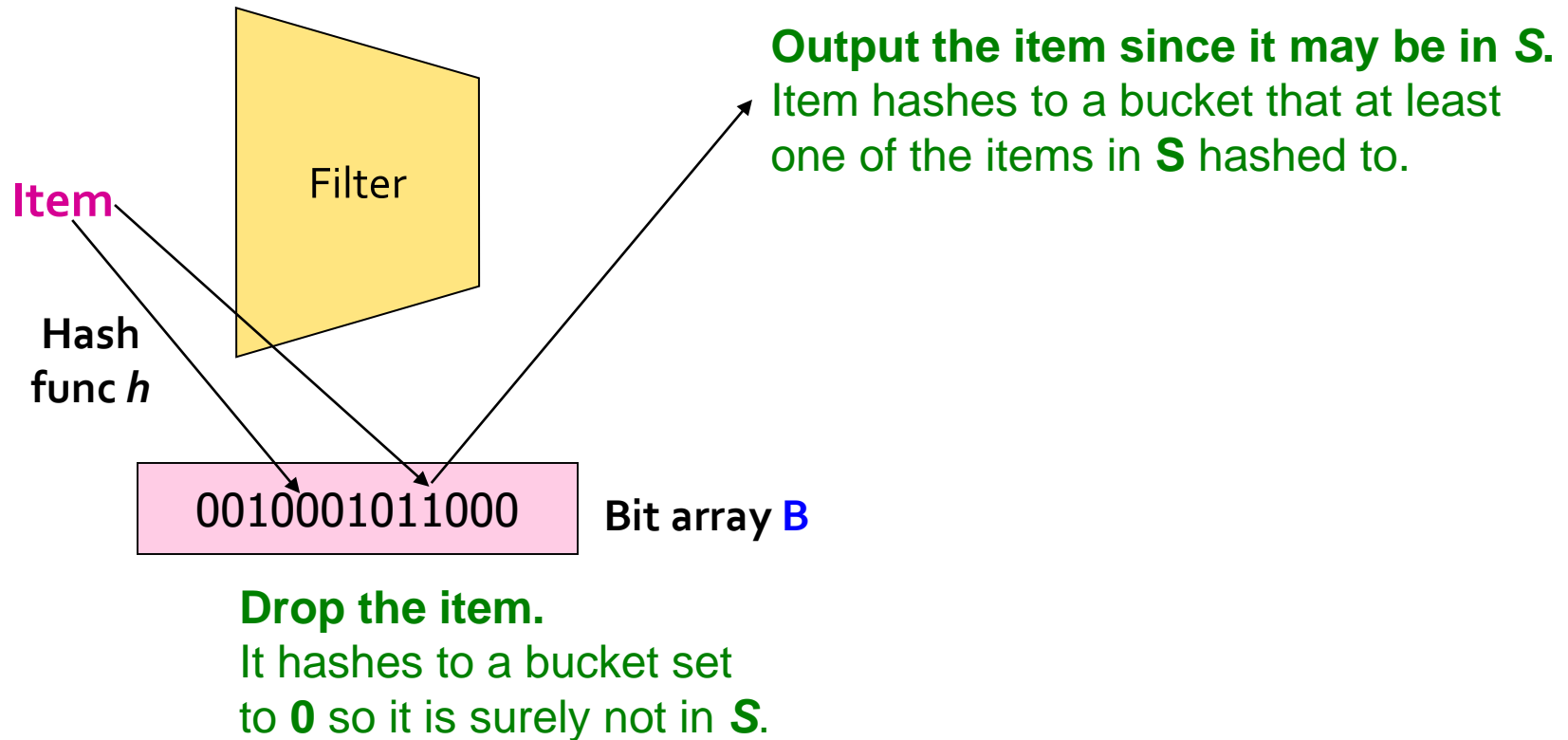
Applications

- **Example: Email spam filtering**
 - We know 1 billion “good” email addresses
 - If an email comes from one of these, it is **NOT** spam
- **Publish-subscribe systems**
 - You are collecting lots of messages (news articles)
 - People express interest in certain sets of keywords
 - Determine whether each message matches user’s interest

First Cut Solution (1)

- Given a set of keys S that we want to filter
- Create a **bit array** B of n bits, initially all 0 s
- Choose a **hash function** h with range $[0, n)$
- Hash each member of $s \in S$ to one of n buckets, and set that bit to 1 , i.e., $B[h(s)] = 1$
- Hash each element a of the stream and output only those that hash to bit that was set to 1
 - **Output** a if $B[h(a)] == 1$

First Cut Solution (2)



- **Creates false positives but no false negatives**
 - If the item is in S we surely output it, if not we may still output it

First Cut Solution (3)

- $|S| = 1$ billion email addresses
 $|B| = 1\text{GB} = 8$ billion bits
- If the email address is in S , then it surely hashes to a bucket that has the big set to **1**, so it always gets through (*no false negatives*)
- Approximately **1/8** of the bits are set to **1**, so about **1/8th** of the addresses not in S get through to the output (*false positives*)
 - Actually, less than **1/8th**, because more than one address might hash to the same bit

Bloom Filter

- Consider: $|\mathbf{S}| = m$, $|\mathbf{B}| = n$
- Use k independent hash functions h_1, \dots, h_k
- **Initialization:**
 - Set \mathbf{B} to all 0 s
 - Hash each element $s \in \mathbf{S}$ using each hash function h_i , set $\mathbf{B}[h_i(s)] = 1$ (for each $i = 1, \dots, k$) (note: we have a single array B!)
- **Run-time:**
 - When a stream element with key x arrives
 - If $\mathbf{B}[h_i(x)] = 1$ for all $i = 1, \dots, k$ then declare that x is in \mathbf{S}
 - That is, x hashes to a bucket set to 1 for every hash function $h_i(x)$
 - Otherwise discard the element x

Bloom Filter – Analysis

- $m = 1$ billion, $n = 8$ billion

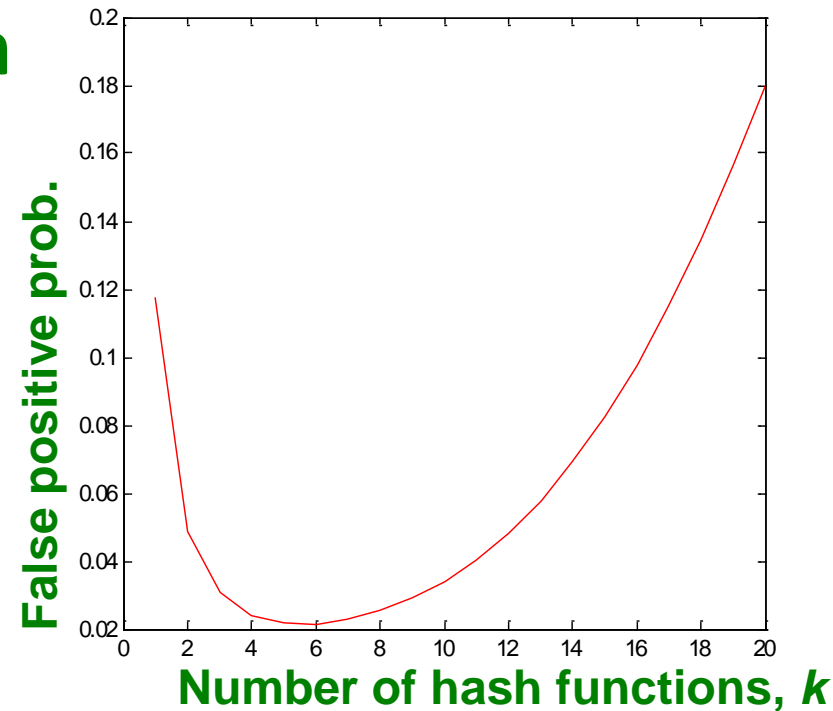
- $k = 1: (1 - e^{-1/8}) = 0.1175$

- $k = 2: (1 - e^{-1/4})^2 = 0.0493$

- What happens as we keep increasing k ?

- “Optimal” value of k : $n/m \ln(2)$

- In our case: Optimal $k = 8 \ln(2) = 5.54 \approx 6$



Bloom Filter: Wrap-up

- **Bloom filters guarantee no false negatives, and use limited memory**
 - Great for pre-processing before more expensive checks
- **Suitable for hardware implementation**
 - Hash function computations can be parallelized
- **Is it better to have 1 big B or k small Bs?**
 - **It is the same:** $(1 - e^{-km/n})^k$ vs. $(1 - e^{-m/(n/k)})^k$
 - **But keeping 1 big B is simpler**

(2) Counting Distinct Elements

Counting Distinct Elements

- **Problem:**

- Data stream consists of a universe of elements chosen from a set of size N
- Maintain a count of the number of distinct elements seen so far

- **Obvious approach:**

Maintain the set of elements seen so far

- That is, keep a hash table of all the distinct elements seen so far

Applications

- **How many different words are found among the Web pages being crawled at a site?**
 - Unusually low or high numbers could indicate artificial pages (spam?)
- **How many different Web pages does each customer request in a week?**
- **How many distinct products have we sold in the last week?**

Using Small Storage

- **Real problem: What if we do not have space to maintain the set of elements seen so far?**
- **Estimate the count in an unbiased way**
- **Accept that the count may have a little error, but limit the probability that the error is large**

Flajolet-Martin Approach

- Pick a hash function h that maps each of the N elements to at least $\log_2 N$ bits
- For each stream element a , let $r(a)$ be the number of trailing 0s in $h(a)$
 - $r(a)$ = position of first 1 counting from the right
 - E.g., say $h(a) = 12$, then 12 is 1100 in binary, so $r(a) = 2$
- Record $R = \text{the maximum } r(a) \text{ seen}$
 - $R = \max_a r(a)$, over all the items a seen so far
- Estimated number of distinct elements = 2^R

Why It Works: Intuition

- Very very rough and heuristic intuition why Flajolet-Martin works:
 - $h(a)$ hashes a with equal prob. to any of N values
 - Then $h(a)$ is a sequence of $\log_2 N$ bits, where 2^{-r} fraction of all a s have a tail of r zeros
 - About 50% of a s hash to *****0**
 - About 25% of a s hash to ****00**
 - So, if we saw the longest tail of $r=2$ (i.e., item hash ending ***100**) then we have probably seen **about 4** distinct items so far
 - **So, it takes to hash about 2^r items before we see one with zero-suffix of length r**