



PV182 Human Computer Interaction

Lecture 13 Brain-Computer Interfaces

Fotis Liarokapis
liarokap@fi.muni.cz

10th December 2018



Aim

- Investigate brain activity in VEs
 - Perception
 - Immersion
 - Cognitive workload
 - Presence
- Effectively interact with VEs
 - MI, P300



BCI Categories



fMRI



fNIRS



MEG



EEG



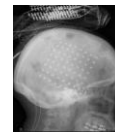
Brain-Computer Interfaces



- Brain-Computer Interface (BCI) or Brain-Machine Interface (BMI), is a direct way of communication between the brain and a computer system



Invasive



Partially-Invasive



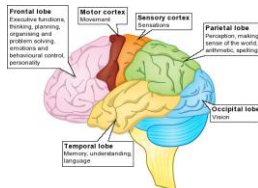
Non-Invasive



Principles of EEG



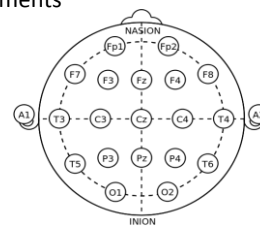
Type	Frequency	Location	Use
Delta (δ)	<4 Hz	Everywhere	Occur during sleep, coma
Theta (θ)	4-7 Hz	Temporal and parietal	Emotional stress (frustration & disappointment)
Alpha (α)	8-12 Hz	Occipital and parietal	Sensory stimulation or mental imagery
Beta (β)	12-36 Hz	Parietal and frontal	Intense mental activity
Mu (μ)	9-11 Hz	Frontal (motor cortex)	Intention of movement



The 10-20 System



- The international 10-20 system describes the electrode placement on the scalp for EEG tests or experiments



EEG-based BCI Feedback



- Event related potential (P300)
 - Reflect processes involved in stimulus evaluation or categorization
- Sensorimotor rhythms (SMR)
 - Oscillatory idle rhythm of synchronized electromagnetic brain activity
- Steady State Visually Evoked Potentials (SSVEP)
 - Signals that are natural responses to visual stimulation at specific freq



BCI Illiteracy



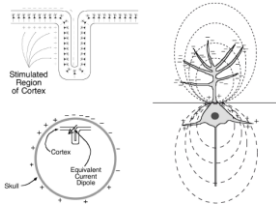
- Around 20 % of BCI users do not obtain reliable BCI control (Tan and Nijholt, 2010)
- Investigation of BCI illiteracy can lead to:
 - Avoid unnecessary training sessions
 - Develop co-adaptive learning strategies to improve BCI illiteracy
 - Understand neurophysiological-basis of BCI illiteracy
 - Build better BCI systems



Classification Issues



- Differences in brain anatomy may yield very variable signal quality
- Large muscle artefacts



How to Improve BCI Illiteracy



- Improve classification accuracy
- Change paradigm
- Change neuroimaging technique
- Combine neuroimaging techniques
- Combine paradigms



BCI Interaction in Games



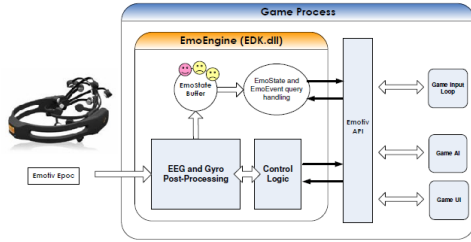
Commercial BCI headsets



- Non-invasive BCI's most commonly use EEG:
 - Portability
 - Low set-up cost
 - Easy of use
- Low-cost BCI headsets are used the last 5-7 years



BCIs and Computer Games




Methodology



- Interaction
 - Cognitive functions (brainwaves) are used to move the forwards/backwards
 - Expressive functions are used to steer left/right
 - When the user blinks accordingly
- Profile training using Control Panel for 60s (push/pull actions plus blink calibration)
 - Navigating the 3D robot inside the maze to a pre-defined waypoint (increasing users cognitive workload)
- Evaluation with 30 users



Videos



3D Maze Game

RomaNova Game

Liarokapis, F., Debattista, K., Vouropoulos, A., Petridis, P., Ene, A., Comparing interaction techniques for serious games through brain-computer interface perception evaluation study, Entertainment Computing, Elsevier, 5(4): 391-399, 2014.



Comparison of Questionnaire & EEG



- Questionnaire
 - 16/31 (51%) users have reported through their answers that they were engaged to the game
- EEG
 - 9 out 31 users found with increased Beta activity
 - That's 29% of the users that scored high on the engagement related questions
- This could mean that whatever the users think about their status is different on what actually was recorded through the EEG
 - Taking in good faith that the headset measured accurately

Comparison of Questionnaires



- No significant differences for the ability to control, responsiveness, interaction and naturality of experience were found
 - Can be explained by the similar difficulty of the BCI task

Variable	Robot	Roma Nova	T-test(df)	Sig.
Ability to control	3.452	3.129	t(30) = 1.976	0.057
Responsiveness	3.226	3.581	t(30) = -1.688	0.102
Interaction	3.323	3.032	t(30) = 1.393	0.174
Naturality	3.484	3.290	t(30) = 0.862	0.395



Multimodal BCI Games



Liarokapis, F., Vouropoulos, A., Ene, A. Examining User Experiences Through A Multimodal BCI Puzzle, Proc. of the 19th International Conference on Information Visualisation (IV 2015), IEEE Computer Society, Barcelona, Spain, 21-24 July, 488-493, 2015. (DOI: 10.1109/IV.2015.87)


Multimodal Games



- The game is multimodal, supporting a “BCI input” and a “no BCI input” mode
- In the latter, meditation is defaulted at 50% of its maximum possible value
 - Speed is only affected by the number of cleared lines
- An instance of the game depends on:
 - Name of the player
 - Log’s creation timestamp
 - Meditation

Liakopoulos, F., Vourvopoulos, A., Ene, A. Gaming User Experiences Through A Multimodal BCI Puzzle. Proc. of the 19th International Conference on Human-Computer Interaction (HCI 2015), IEEE Computer Society, Barcelona, Spain, 21-24 July, 428-433, 2015.

Video



20

Evaluation Procedure



- Evaluated by 30 volunteers
 - Selected by random sampling
 - Duration was approximately 30 minutes
 - 73.33% males, 26.67% females
- The dominant age group is 18-25 with 80%
 - 10% only aged 26-33
- 83.3% participants reported using the computer to a very high degree in their daily activities
 - However, in terms of gaming experience the percentage drops to 23.33%



21

EEG Rhythms Log



- Significant correlations were found for attention
- Decreasing Theta ($r = -0.2885$, $p < 0.05$)
 - Theta is usually linked to inefficiency and daydreaming
- High Alpha ($r = -0.1841$, $p < 0.05$)
 - Alpha rhythms attenuate with drowsiness, concentration, stimulation or visual fixation
- High Gamma ($r = -0.1589$, $p < 0.05$)
 - High gamma oscillations have been observed in a variety of different purpose neuro-anatomical domains including information processing



22

Conclusions



- More experienced gamers did not notice the speed difference because they usually rushed the pace of the game
- No significant change in terms of meditation was observed from one game mode to the other
 - Participants can get considerably frustrated
- Significant correlations of EEG rhythms with attention showed that users could possibly be more concentrated during the session
 - Achieving a high degree of relaxation overall during non-BCI control



Prior Gaming Experience in MI



Vourvopoulos, A., Liakopoulos, F., Chen, M.C. The Effect of Prior Gaming Experience in Motor Imagery Training for Brain-Computer Interfaces: A Pilot Study. Proc. of VS-Games 2015, IEEE Computer Society, Skovde, Sweden, 16-18 September, 139-146, 2015.

Video Games and the Brain



- People regularly exposed to video-games have improved :
 - Visual and spatial attention (C. S. Green, D. Bavelier, Nature, 2003)
 - Memory (J. Feng et al., Psychol. Sci., 2007)
 - Mental rotation abilities
 - Enhanced sensorimotor learning (D. G. Gozli, et al., Hum. Mov. Sci., 2014)
- Extensive video-game practice has also been shown to improve the efficiency of:
 - Movement control brain networks
 - Visuomotor skills (J. A. Granek, et al., Nerv. Syst. Behav., 2010)



How Used in Current Mental Tasks?



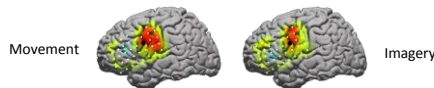
- Mental rotation
 - Motor imagery
 - Remembering familiar faces
 - etc...
- Important for using BCIs



Motor Imagery (MI)



- MI is a mental process by which an individual rehearses or simulates a given action
 - Implies that the subject feels herself/himself performing the action
 - MI is relying on the same brain systems that would be used for actual performance of the task (Miller et al., 2010)



Miller, K. J., Schalk, G., Fetz, E. E., Nis, M. den, Ojemann, J. G., & Rao, R. P. N. (2010). Cortical activity during motor execution and motor imagery. *Proceedings of the National Academy of Sciences of the United States of America*, 107(9), 4430-5

Neurogaming & Brain-Controlled Virtual Environments



- BCI's used as primary input
- Excludes the use of traditional controllers



Current Limitations



- Long and repetitive training sessions can result in user fatigue and declining performance over time
- No relationship between videogame practice and BCI training



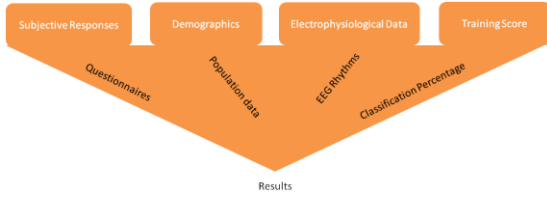
In this Study



- Neurophysiological correlates of gaming experience reflected in MI-BCI training
- Designed an experimental setup including:
 - A standard BCI training paradigm
 - Two different user groups based on their previous gaming experience



Types of Acquired Data



Methodology: Participants



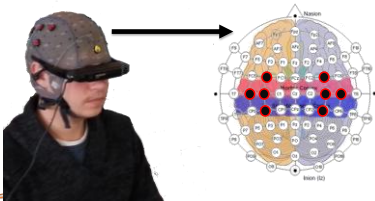
- 12 participants
- Mean age of 28 yrs
- 8 male, 4 female
- 1 left handed



Methodology: Experimental Setup




- 8 Active Electrodes
 - Frontal-Central (FC3, FC4)
 - Central (C3, C4, C5, C6)
 - Central-Parietal (CP3, CP4)
- Frequency: 256Hz



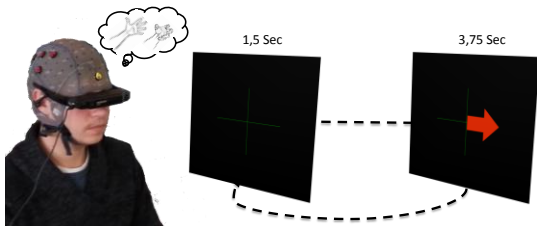
Methodology: Experimental Setup




- Twin 640x480 LCD displays
- 32-degree FOV



Methodology: Experimental Setup



Video



Methodology: Questionnaires

- Edinburgh Handedness Inventory**
 - left handed (-100% to -40%)
 - ambidextrous (-40% to 40%)
 - right handed (40% to 100%)
- Vividness of Movement Imagery**
 - Kinaesthetic Imagery (KI)
 - 1 ("no kinesthetic sensation/"no image")
 - 5 ("as clear as executing an action"/"image as clear as seeing")
- Game Addiction**
 - low: 0 – 20 points
 - moderate: 21 – 40 points
 - high: 41 – 60 points
 - very high: 61-80
- Gamer Dedication**
 - >30 non-gamers
 - 30-45 casual
 - 46-55 transitional/moderate
 - 56-70 hardcore,
 - >70 ultra-hardcore

Methodology: Grouping Players

- Clustering based on reported Gamer Dedication (GD)

$$GD = \frac{\sum_{j=1}^n W_j S_j}{\sum_{j=1}^n W_j}$$

– where s = self-ranked score; w = weight

Extracting the EEG Rhythms

- Drowsiness, Concentration, Visual fixation, Sensorimotor rhythms (J. M. Stern, 2005)
- Active thinking, Active attention, Sensorimotor rhythms (S. Sanei, J. A. Chambers, 2008)
- Meditative, Relaxed and Creative states (S. Sanei, J. A. Chambers, 2008)
- Visual, Auditory, Somatic and Olfactory perception, Attention (J. T. Cacioppo et al., 2007)

Can different gamer groups modulate different EEG patterns?

Rhythm	Hardcore vs Moderate
Alpha	+12.4%
Beta	+2.64%
Theta	+7.09%
Gamma	-3.17%

Can experienced gamers increase their performance faster?

- Hardcore -> 3.16%
- Moderate -> 1.53%

Relationship between demographics and EEG pattern modulation

Gender

- Beta (r=0.7848)
- Higher modulation -> women
- Gamma (r=0.6302)

Age

- Alpha (r=-0.5642)
- Higher modulation -> older people

MASARYKOVA UNIVERZITA **Relationship between subjective reports and brain activity**

Alpha	Beta	Theta	Gamma
<ul style="list-style-type: none"> Game Genre Gamer Dedication: <ul style="list-style-type: none"> - Discuss games with friends/bulletin boards Game Addiction: <ul style="list-style-type: none"> - Stay up late to play video games 	<ul style="list-style-type: none"> Gender Game Addiction: <ul style="list-style-type: none"> - Unsuccessful reduction of video games duration - Eat meals while playing video games - Headaches, red-eyes, etc. from playing video games Handedness 	<ul style="list-style-type: none"> Gamer Dedication: <ul style="list-style-type: none"> - Play games over many long sessions 	<ul style="list-style-type: none"> Game Addiction: <ul style="list-style-type: none"> - Active member in activities or clubs Kinesthetic Imagery: <ul style="list-style-type: none"> - Kicking a stone



MASARYKOVA UNIVERZITA **Overall**

- So far, with current results:
 - We can distinguish a trend between the two gamer groups
 - A strong gaming profile could possibly enhance the ability to use a BCI system
 - Differences between all EEG bands
 - Classification percentages increased performance faster over time for Hardcore users
- ↓
- Enhanced sensorimotor capability of experienced gamers is partially reflected in MI-BCI training



MASARYKOVA UNIVERZITA **Examining Brain Activity While Playing Computer Games**

Examining Brain Activity While Playing Computer Games


Bakoukas, A., Florin, C., Liarokapis, F. Examining Brain Activity While Playing Computer Games, Journal on Multimodal Interfaces, Springer, 1-17, 2018, <https://doi.org/10.1007/978-3-319-61219-3-015-4>.

MASARYKOVA UNIVERZITA **Aim**

- Analyse data recorded while participants were engaged in playing popular computer games
- Contribution
 - Connection between activities in the brain and the different categories of computer games



MASARYKOVA UNIVERZITA **Three Games**



MASARYKOVA UNIVERZITA **Experiment**

- gMOBILab (g.tec) - 8 channels:
 - O1, O2, T7, P3, Cz, P4, T8, Pz
- 21 participants
 - 20 males (19 and 26 years old)
 - 10 located in a quiet environment
 - 11 located in a noisy environment



Different Conditions



Type of Environment	Quiet Environment	Noisy Environment
Location	Isolated laboratory	Games Technology Laboratory
Other Persons Presence	In this environment, only the subject and the person conducting the testing were present.	Alongside the subject and the person taking care of the recording apparatus, other peoples were engaged with their daily activities.
Sound	Sounds from the games (if available) and other sounds from the outside world (low volume).	Sounds from the games alongside other sounds from the nearby environment (people chatting, music, etc.).
Number of Samples	At least 5 samples for each game.	Generally 5 samples (considered as isolated cases, those when due to time restrictions fewer samples were recorded).
Time Allocated For Familiarising With The Game Controls	A couple of minutes allocated to understand the game controls and mechanics.	A couple of minutes allocated to understand the game controls and mechanics.

"Minesweeper"	"TrackMania"	"Quake 3"
Intermediate difficulty: a 16x26 maze with 40 mines.	Single Player Track Red - Endurance.	Map QJDM17.
200% size centre of the screen.	Up, Down, Left and Right car controls.	W, A, S, D keyboard keys as movement controls, click for shooting, space key for jumping.
Game loaded from Minesweeperonline.com	The user is allowed to re-join at last checkpoints.	Opponents are 5 AI-controlled bots on an intermediate skills level.
No time limit.	No time limit.	No time limit.
User is allowed to restart the game at will.	User is allowed to restart the game at will.	Subject is allowed to use any in-game provided item available.

Results



- Focus on the Alpha and Beta rhythm waves
 - Frequencies range of 2–45 Hz
- Results revealed that the highest Alpha and Beta rhythm magnitude levels are obtained when engaging with the "Quake3" game
 - As expected
- No significant differences between noisy and quiet environments
 - But higher beta from noisy compared to quiet environment



Video




Understanding Body Ownership in VR/AR



Aim



- Examining the use of body ownership in real environment, virtual environment and augmented reality environment
- Make use of the rubber hand illusion
 - Future application in patients with schizophrenia



VR/AR Rubber Hand



- Compared to the classical experiment where a plastic rubber hand was used, a virtual 3D representation was chosen to create the same illusion this time in an immersive VR and AR environment



Participants & Evaluation



- Experiments were performed on 30 healthy volunteers, aged 19-49
 - 10 female
 - 20 male
- Two different questionnaires
 - Cognitive workload
 - NASA TLX questionnaire
 - Rubber Hand
 - Ownership, Agency, Ownership Control, Agency Control



Experimental Setup: Hardware



- Visualisation (Wrap 1200DX AR)
 - Twin high-resolution 852 x 480 LCD displays
 - 35 degree diagonal FOV
- BCI (Enobio BCI)
 - 32 sensors
 - Sampling rate: 500 SPS
 - Resolution: 24 bits - 0,05 microvolt (uV)



Sensor Placement



- Frontal (F3, F4, F7, F8)
- Temporal (T7, T8)
- Central (C3, C4)
- Parietal (P7, P3, P4, P8, P03, P04)
- Central-Parietal (CP1, CP2, CP5, CP6)
- Occipital (O1, O2)
- Frontal-Central (FC1, FC2, FC3, FC6)
- Frontal-Parietal (FP1, FP2)
- Intermediate (AF3, AF4)
- Mid Line (Oz, Pz, Cz, Fz)




Recordings



- EEG signals and head orientation of the individuals were recorded and stored for further processing
- Head orientation information is used to remove artifacts



Video



Qualitative Results



- Positive
 - It's fun and interesting
- Negative
 - HMD doesn't cover whole visual area
 - HMD has poor resolution, is heavy
 - Issues with the AR scene
 - Can't understand the questions
- Suggestions
 - "what would happen if..."



Results - Questionnaires



- ANOVA on questionnaires
- Difference for ownership statements
 - I felt as if I was looking at my own hand, sig. $p=0.001$
 - I felt as if the rubber hand was my hand, sig. $p=0.034$
- Best-accepted is the rubber hand in the physical world
- No other significant differences



Results - Analysis of correlations



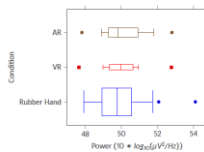
- Beta and gamma bands correlate positively with questionnaire outputs
 - Pearson r correlation
 - Ownership and gamma: $r=0.329$, $p=0.002$
 - Agency and beta: $r=0.346$, $p=0.001$
 - More brain wave production for participants subjectively feeling the illusion



Immersion Results



- Ownership statement rating splits the subjects
- Immersed: 20 in reality, 14 in AR, 13 in VR
 - VR and AR "worked" in less participants
 - AR not really different from VR
- AR and VR produced slightly more brain waves



Overall



- Correlation between questionnaires and EEG
 - Rubber hand was the preferred medium
 - AR subjectively comparable to VR
- Premotor cortex activity linked to higher gamma production during the illusion
- However AR and VR produced more brain activity for both gamma and beta waves



User Profiling for BCIs and Games



Overview



- This research illustrates the importance of:
 - User-related effect
 - Time-related effect
- The effect of reported workload immersion during game play
- Difference in training modalities

Experiment




- 34 Participants (17 males)
- 18-33 Age
- 32 EEG channels



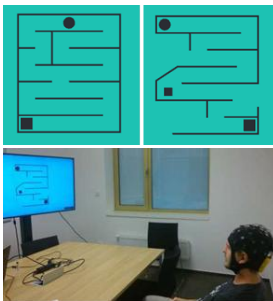
Methods



- BCI Training



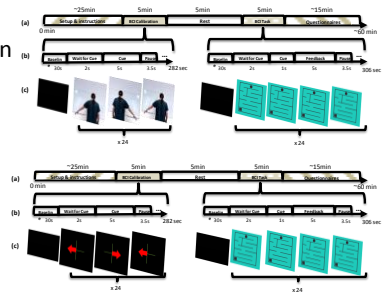
BCI Game



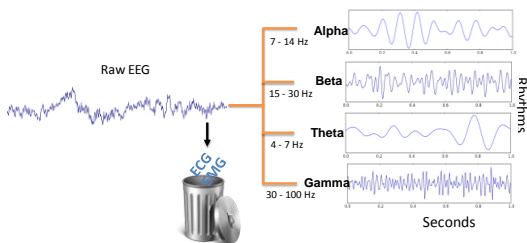
The Protocol



- Motor Observation
- Motor Imagery



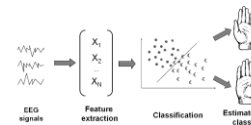
Extracting EEG features



EEG Data



- Alpha & Beta -> Classifier Input (Lotte, 2014)



- Beta/(Alpha+Theta) -> Engagement Index (A. T. Pope et al., Biol. Psychol., 1995)





Demographics & Questionnaires



- Demographics
 - Gender
 - Age
 - Role
- Subjective experience
 - Presence Questionnaire (PQ)
 - Workload (NASA TLX)
 - Flow (GEQ)



Results - Effect of Role



- Students vs Employees
- Differences in:
 - Reported Workload
 - Alpha, Theta bands
 - Engagement Index
- Employees -> increased engagement and decreased workload (mental, temporal demand)



Results - Effect of Gender



- Differences in:
 - EEG bands (Delta, Theta, Alpha, Beta)
 - GEQ: Females reported less concentration



Results - Effect of Hour of Day



- Main effect of hour of day on:
 - Gamma
 - Engagement Index
- Higher at 15:00 than 19:00



Relationship of EEG data with Reported Experience



- Relationship of Alpha & Theta:
 - TLX: effort
 - GEQ: Feedback, Time, Experience
- Engagement Index
 - PQ: Adjustment in Experience




Motor Imagery vs Motor Observation



- No significant differences



vs



Summary



Demographic data have an effect in BCI training and interaction, being also inline with previous literature (Davidson et al., *Biol. Psychol.*, 1976; Kober and C. Neuper, *Int. J. Psychophysiol.*, 2011; Vourvopoulos et al., *Vis. Comput.*, 2016)

Females reported less concentration in the task compared to male participants in overall

In Arrows condition, females reported significantly more natural control of movement during the game

Both genders in Arrows condition, reported significantly higher loss of self consciousness than they did in Video condition

Difference between user roles (students vs employees)

Employees had increased EI and decreased reported workload

Difference in hour of the day in terms of the extracted EI and the Gamma band*

*Gamma is responsible for Visual, Auditory, Somatic perception, Attention (S. Bhattacharya, 2001, T. R. Schneider, 2006, J.T. Cacioppo et al., 2007)



Conclusions



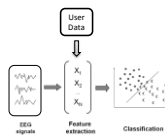
- Overall, this study showcased that gender, role and time have a significant effect not only on EEG modulation but also on reported workload and loss of self-consciousness during the game play
- This demonstrates how sensitive BCI interaction can be, easily affected by insufficient attention due to user distraction or frustration



Future Work



- Include the analysis of specific electrode locations, during BCI training, and create models of user profiles that could be included in a personalized training together with the EEG data



Brain Chatting using Augmented Reality



Kerous, B., Liarokapis, F. Brain-Chat - A Collaborative Augmented Reality Brain Interface for Message Communication, Proc. of the International Symposium on Mixed and Augmented Reality (ISMAR 2017) Adjunct Proceedings, IEEE Computer Society, Nantes, France, 279-283, 2017. (DOI: 10.1109/ISMAR-Adjunct.2017.91)



New Communication Ways



- Nowadays we see a number of alternatives for communication
- May different applications exist
- Ubiquitous computing



Interaction Modalities



- Event Related Potentials



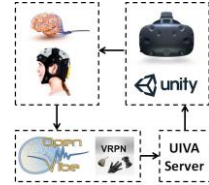
Advantages of ERP

- P300 recommended for mobile uses, as early as 2004 in based on error rates reported in 2003 BCI competition
- Evaluation of a P300 in a fully mobile environment
 - Moderate drop of performance between sitting and walking conditions
- The canonical presentation of a the stimuli is evolving in recent years



Proposed BCI pipeline

- Components:
 - Openvibe
 - UIVA
 - VRPN
 - Unity3D

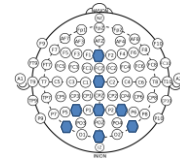
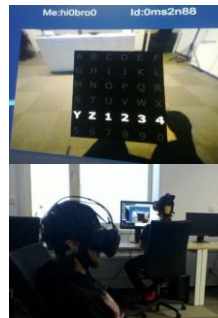


Calibration

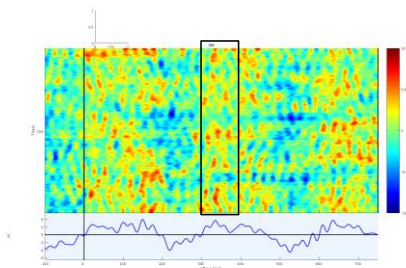
- The calibration session was conducted by instructing the user to count the number of flashes of the target letter
- Calibration consisted of 10 randomly selected letters
- All rows and columns flashed in random order 12 times for each letter the user was instructed to spell, with one second delay between these 12 repetitions
- The flash duration was set at 0.2 seconds, preceded and followed by a 0.1 second delay
- The user was given 3 second delay before the next target letter block of flashes was initiated



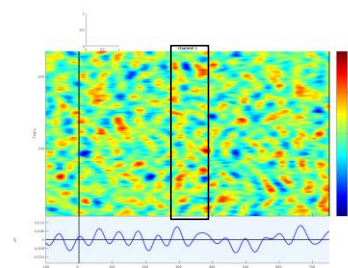
Experiment



Results – User 100% Accuracy



Results – User 25% Accuracy





Future Tasks



- Stimuli changes (motion, size, color, sound)
- Find ways to eliminate multiple layers for communication
- Embedding the stimuli in a context sensitive and unimposing way
- Combining more than two users in a shared or competitive task



Conclusions



- A lot of research is going on in this area
 - Bio-feedback: very experimental at this stage
 - EEG: ideal for patients and perception studies
- Won't see many commercial applications soon
 - Much more studies are required
 - Technology will get better and cheaper
 - Better algorithms for cleaning and classification are needed



Collaborators



- Alina Ene (Coventry University)
- Athanasios Vourvopoulos (Madeira University)
- Panagiotis Petridis (Aston University)
- Anastasios Bakaoukas (University of Northampton)
- Sara de Freitas (Murdoch University)
- Filip Škola (Masaryk University)
- Roman Konečný (Masaryk University)
- Richard Bartecek (Masaryk University)
- Tomas Kasperek (Masaryk University)



Thank you for your Attention



- Personal Page
 - <http://www.fi.muni.cz/~liarokap/>
- HCI Lab
 - http://decibel.fi.muni.cz/wiki/index.php/Main_Page
- Scientific Blog
 - <http://fotisliarokapis.blogspot.com/>

