

IAoo8: Computational Logic

3. Prolog

Achim Blumensath blumens@fi.muni.cz

Faculty of Informatics, Masaryk University, Brno

Prolog

Prolog

Syntax

A **Prolog** program consists of a sequence of statements of the form

$$p(\bar{s}). \quad \text{or} \quad p(\bar{s}) :- q_0(\bar{t}_0), \dots, q_{n-1}(\bar{t}_{n-1}).$$

p, q_i relation symbols, \bar{s}, \bar{t}_i tuples of terms.

Semantics

$$p(\bar{s}) :- q_0(\bar{t}_0), \dots, q_{n-1}(\bar{t}_{n-1}).$$

corresponds to the implication

$$p(\bar{s}) \leftarrow \exists \bar{y} [q_0(\bar{t}_0) \wedge \dots \wedge q_{n-1}(\bar{t}_{n-1})]$$

where \bar{y} are all the variables that do not appear in \bar{s} .

Example

father_of(peter, sam).

father_of(peter, tina).

mother_of(sara, john).

parent_of(X, Y) :- father_of(X, Y).

parent_of(X, Y) :- mother_of(X, Y).

sibling_of(X, Y) :- parent_of(Z, X), parent_of(Z, Y).

ancestor_of(X, Y) :- father_of(X, Z), ancestor_of(Z, Y).

Interpreter

On input

$$p_0(\bar{s}_0), \dots, p_{n-1}(\bar{s}_{n-1}).$$

the program finds all values for the variables satisfying the conjunction

$$p_0(\bar{s}_0) \wedge \dots \wedge p_{n-1}(\bar{s}_{n-1}).$$

Example

```
?- sibling_of(sam, tina).
```

Yes

```
?- sibling_of(X, Y).
```

X = sam, Y = tina

Execution

Input

- ▶ program Π (set of Horn clauses)
- ▶ goal $\varphi(\bar{X}) = \psi_0(\bar{X}) \wedge \cdots \wedge \psi_{n-1}(\bar{X})$

Evaluation strategy

- ▶ transform $\neg\varphi = \neg\psi_0 \vee \cdots \vee \neg\psi_{n-1}$ into a clause;
- ▶ use resolution to check for which values of \bar{X} the union $\Pi \cup \{\neg\varphi(\bar{X})\}$ is unsatisfiable.

Remark

As we are dealing with a set of Horn clauses, we can use **linear resolution**. The variant used by Prolog-interpreters is called **SLD-resolution**.

SLD-resolution

- ▶ Current goal: $\neg\psi_0 \vee \dots \vee \neg\psi_{n-1}$
- ▶ If $n = 0$, stop.
- ▶ Otherwise, find a clause $\psi' \leftarrow \vartheta_0 \wedge \dots \wedge \vartheta_{m-1}$ from Π such that ψ_0 and ψ' can be unified.
- ▶ If no such clause exists, backtrack.
- ▶ Otherwise, resolve them to produce the new goal

$$\tau(\neg\vartheta_0) \vee \dots \vee \tau(\neg\vartheta_{m-1}) \vee \sigma(\neg\psi_1) \vee \dots \vee \sigma(\neg\psi_{n-1}).$$

(σ, τ is the most general unifier of ψ_0 and ψ' .)

Implementation

Use a stack machine that keeps the current goal on the stack.

(\rightarrow **Warren Abstract Machine**)

Example

```
father_of(peter, sam).  
father_of(peter, tina).  
mother_of(sara, john).  
parent_of(X, Y) :- mother_of(X, Y).  
parent_of(X, Y) :- father_of(X, Y).  
sibling_of(X, Y) :- parent_of(Z, X), parent_of(Z, Y).
```

Input `sibling_of(tina, sam)`

goal `¬sibling_of(tina, sam)`

Example

```
father_of(peter, sam).  
father_of(peter, tina).  
mother_of(sara, john).  
parent_of(X, Y) :- mother_of(X, Y).  
parent_of(X, Y) :- father_of(X, Y).  
sibling_of(X, Y) :- parent_of(Z, X), parent_of(Z, Y).
```

Input sibling_of(tina, sam)

goal \neg sibling_of(tina, sam)

unify with sibling_of(X, Y) \leftarrow parent_of(Z, X) \wedge parent_of(Z, Y)

Example

```
father_of(peter, sam).  
father_of(peter, tina).  
mother_of(sara, john).  
parent_of(X, Y) :- mother_of(X, Y).  
parent_of(X, Y) :- father_of(X, Y).  
sibling_of(X, Y) :- parent_of(Z, X), parent_of(Z, Y).
```

Input sibling_of(tina, sam)

goal \neg sibling_of(tina, sam)

unify with sibling_of(X, Y) \leftarrow parent_of(Z, X) \wedge parent_of(Z, Y)

unifier X = tina, Y = sam

Example

```
father_of(peter, sam).  
father_of(peter, tina).  
mother_of(sara, john).  
parent_of(X, Y) :- mother_of(X, Y).  
parent_of(X, Y) :- father_of(X, Y).  
sibling_of(X, Y) :- parent_of(Z, X), parent_of(Z, Y).
```

Input sibling_of(tina, sam)

goal \neg sibling_of(tina, sam)

unify with sibling_of(X, Y) \leftarrow parent_of(Z, X) \wedge parent_of(Z, Y)

unifier X = tina, Y = sam

new goal \neg parent_of(Z, tina), \neg parent_of(Z, sam)

Example

```
father_of(peter, sam).  
father_of(peter, tina).  
mother_of(sara, john).  
parent_of(X, Y) :- mother_of(X, Y).  
parent_of(X, Y) :- father_of(X, Y).  
sibling_of(X, Y) :- parent_of(Z, X), parent_of(Z, Y).
```

Input `sibling_of(tina, sam)`

goal `¬parent_of(Z, tina), ¬parent_of(Z, sam)`

Example

```
father_of(peter, sam).  
father_of(peter, tina).  
mother_of(sara, john).  
parent_of(X, Y) :- mother_of(X, Y).  
parent_of(X, Y) :- father_of(X, Y).  
sibling_of(X, Y) :- parent_of(Z, X), parent_of(Z, Y).
```

Input `sibling_of(tina, sam)`

goal `¬parent_of(Z, tina), ¬parent_of(Z, sam)`

unify with `parent_of(X, Y) ← mother_of(X, Y)`

Example

```
father_of(peter, sam).  
father_of(peter, tina).  
mother_of(sara, john).  
parent_of(X, Y) :- mother_of(X, Y).  
parent_of(X, Y) :- father_of(X, Y).  
sibling_of(X, Y) :- parent_of(Z, X), parent_of(Z, Y).
```

Input sibling_of(tina, sam)

goal \neg parent_of(Z, tina), \neg parent_of(Z, sam)

unify with parent_of(X, Y) \leftarrow mother_of(X, Y)

unifier $X = Z, Y = tina$

Example

```
father_of(peter, sam).
father_of(peter, tina).
mother_of(sara, john).
parent_of(X, Y) :- mother_of(X, Y).
parent_of(X, Y) :- father_of(X, Y).
sibling_of(X, Y) :- parent_of(Z, X), parent_of(Z, Y).
```

Input `sibling_of(tina, sam)`

```
goal      ¬parent_of(Z, tina), ¬parent_of(Z, sam)
unify with parent_of(X, Y) ← mother_of(X, Y)
unifier   X = Z, Y = tina
new goal  ¬mother_of(Z, tina), ¬parent_of(Z, sam)
```

Example

```
father_of(peter, sam).  
father_of(peter, tina).  
mother_of(sara, john).  
parent_of(X, Y) :- mother_of(X, Y).  
parent_of(X, Y) :- father_of(X, Y).  
sibling_of(X, Y) :- parent_of(Z, X), parent_of(Z, Y).
```

Input `sibling_of(tina, sam)`

goal `¬mother_of(Z, tina), ¬parent_of(Z, sam)`

Example

```
father_of(peter, sam).  
father_of(peter, tina).  
mother_of(sara, john).  
parent_of(X, Y) :- mother_of(X, Y).  
parent_of(X, Y) :- father_of(X, Y).  
sibling_of(X, Y) :- parent_of(Z, X), parent_of(Z, Y).
```

Input `sibling_of(tina, sam)`

goal `¬mother_of(Z, tina), ¬parent_of(Z, sam)`

unify with `mother_of(sara, john)`

Example

```
father_of(peter, sam).  
father_of(peter, tina).  
mother_of(sara, john).  
parent_of(X, Y) :- mother_of(X, Y).  
parent_of(X, Y) :- father_of(X, Y).  
sibling_of(X, Y) :- parent_of(Z, X), parent_of(Z, Y).
```

Input `sibling_of(tina, sam)`

goal `¬mother_of(Z, tina), ¬parent_of(Z, sam)`

unify with `mother_of(sara, john)`

fails

Example

```
father_of(peter, sam).  
father_of(peter, tina).  
mother_of(sara, john).  
parent_of(X, Y) :- mother_of(X, Y).  
parent_of(X, Y) :- father_of(X, Y).  
sibling_of(X, Y) :- parent_of(Z, X), parent_of(Z, Y).
```

Input sibling_of(tina, sam)

goal \neg mother_of(Z, tina), \neg parent_of(Z, sam)

unify with mother_of(sara, john)

fails

backtrack to \neg parent_of(Z, tina), \neg parent_of(Z, sam)

Example

```
father_of(peter, sam).  
father_of(peter, tina).  
mother_of(sara, john).  
parent_of(X, Y) :- mother_of(X, Y).  
parent_of(X, Y) :- father_of(X, Y).  
sibling_of(X, Y) :- parent_of(Z, X), parent_of(Z, Y).
```

Input `sibling_of(tina, sam)`

goal `¬parent_of(Z, tina), ¬parent_of(Z, sam)`

Example

```
father_of(peter, sam).  
father_of(peter, tina).  
mother_of(sara, john).  
parent_of(X, Y) :- mother_of(X, Y).  
parent_of(X, Y) :- father_of(X, Y).  
sibling_of(X, Y) :- parent_of(Z, X), parent_of(Z, Y).
```

Input `sibling_of(tina, sam)`

goal `¬parent_of(Z, tina), ¬parent_of(Z, sam)`

unify with `parent_of(X, Y) ← father_of(X, Y)`

Example

```
father_of(peter, sam).  
father_of(peter, tina).  
mother_of(sara, john).  
parent_of(X, Y) :- mother_of(X, Y).  
parent_of(X, Y) :- father_of(X, Y).  
sibling_of(X, Y) :- parent_of(Z, X), parent_of(Z, Y).
```

Input `sibling_of(tina, sam)`

goal `¬parent_of(Z, tina), ¬parent_of(Z, sam)`

unify with `parent_of(X, Y) ← father_of(X, Y)`

unifier `X = Z, Y = tina`

Example

```
father_of(peter, sam).  
father_of(peter, tina).  
mother_of(sara, john).  
parent_of(X, Y) :- mother_of(X, Y).  
parent_of(X, Y) :- father_of(X, Y).  
sibling_of(X, Y) :- parent_of(Z, X), parent_of(Z, Y).
```

Input sibling_of(tina, sam)

```
goal      ¬parent_of(Z, tina), ¬parent_of(Z, sam)  
unify with parent_of(X, Y) ← father_of(X, Y)  
unifier   X = Z, Y = tina  
new goal  ¬father_of(Z, tina), ¬parent_of(Z, sam)
```

Example

```
father_of(peter, sam).  
father_of(peter, tina).  
mother_of(sara, john).  
parent_of(X, Y) :- mother_of(X, Y).  
parent_of(X, Y) :- father_of(X, Y).  
sibling_of(X, Y) :- parent_of(Z, X), parent_of(Z, Y).
```

Input sibling_of(tina, sam)

goal ¬father_of(Z, tina), ¬parent_of(Z, sam)

Example

```
father_of(peter, sam).  
father_of(peter, tina).  
mother_of(sara, john).  
parent_of(X, Y) :- mother_of(X, Y).  
parent_of(X, Y) :- father_of(X, Y).  
sibling_of(X, Y) :- parent_of(Z, X), parent_of(Z, Y).
```

Input sibling_of(tina, sam)

goal ¬father_of(Z, tina), ¬parent_of(Z, sam)

unify with father_of(peter, sam)

Example

```
father_of(peter, sam).  
father_of(peter, tina).  
mother_of(sara, john).  
parent_of(X, Y) :- mother_of(X, Y).  
parent_of(X, Y) :- father_of(X, Y).  
sibling_of(X, Y) :- parent_of(Z, X), parent_of(Z, Y).
```

Input sibling_of(tina, sam)

goal ¬father_of(Z, tina), ¬parent_of(Z, sam)

unify with father_of(peter, sam)

fails

Example

```
father_of(peter, sam).  
father_of(peter, tina).  
mother_of(sara, john).  
parent_of(X, Y) :- mother_of(X, Y).  
parent_of(X, Y) :- father_of(X, Y).  
sibling_of(X, Y) :- parent_of(Z, X), parent_of(Z, Y).
```

Input sibling_of(tina, sam)

goal ¬father_of(Z, tina), ¬parent_of(Z, sam)

unify with father_of(peter, sam)

fails

unify with father_of(peter, tina)

Example

```
father_of(peter, sam).  
father_of(peter, tina).  
mother_of(sara, john).  
parent_of(X, Y) :- mother_of(X, Y).  
parent_of(X, Y) :- father_of(X, Y).  
sibling_of(X, Y) :- parent_of(Z, X), parent_of(Z, Y).
```

Input sibling_of(tina, sam)

goal \neg father_of(Z, tina), \neg parent_of(Z, sam)

unify with father_of(peter, sam)

fails

unify with father_of(peter, tina)

unifier $Z = \text{peter}$

Example

```
father_of(peter, sam).  
father_of(peter, tina).  
mother_of(sara, john).  
parent_of(X, Y) :- mother_of(X, Y).  
parent_of(X, Y) :- father_of(X, Y).  
sibling_of(X, Y) :- parent_of(Z, X), parent_of(Z, Y).
```

Input sibling_of(tina, sam)

goal \neg father_of(Z, tina), \neg parent_of(Z, sam)

unify with father_of(peter, sam)

fails

unify with father_of(peter, tina)

unifier $Z = \text{peter}$

new goal \neg parent_of(peter, sam)

Example

```
father_of(peter, sam).  
father_of(peter, tina).  
mother_of(sara, john).  
parent_of(X, Y) :- mother_of(X, Y).  
parent_of(X, Y) :- father_of(X, Y).  
sibling_of(X, Y) :- parent_of(Z, X), parent_of(Z, Y).
```

Input sibling_of(tina, sam)

goal ¬parent_of(peter, sam)

Example

```
father_of(peter, sam).  
father_of(peter, tina).  
mother_of(sara, john).  
parent_of(X, Y) :- mother_of(X, Y).  
parent_of(X, Y) :- father_of(X, Y).  
sibling_of(X, Y) :- parent_of(Z, X), parent_of(Z, Y).
```

Input `sibling_of(tina, sam)`

`goal` `¬parent_of(peter, sam)`

`...` `...`

`goal` `¬father_of(peter, sam)`

Example

```
father_of(peter, sam).  
father_of(peter, tina).  
mother_of(sara, john).  
parent_of(X, Y) :- mother_of(X, Y).  
parent_of(X, Y) :- father_of(X, Y).  
sibling_of(X, Y) :- parent_of(Z, X), parent_of(Z, Y).
```

Input sibling_of(tina, sam)

goal ¬parent_of(peter, sam)

... ...

goal ¬father_of(peter, sam)

unify with father_of(peter, sam)

Example

```
father_of(peter, sam).
father_of(peter, tina).
mother_of(sara, john).
parent_of(X, Y) :- mother_of(X, Y).
parent_of(X, Y) :- father_of(X, Y).
sibling_of(X, Y) :- parent_of(Z, X), parent_of(Z, Y).
```

Input sibling_of(tina, sam)

goal ¬parent_of(peter, sam)

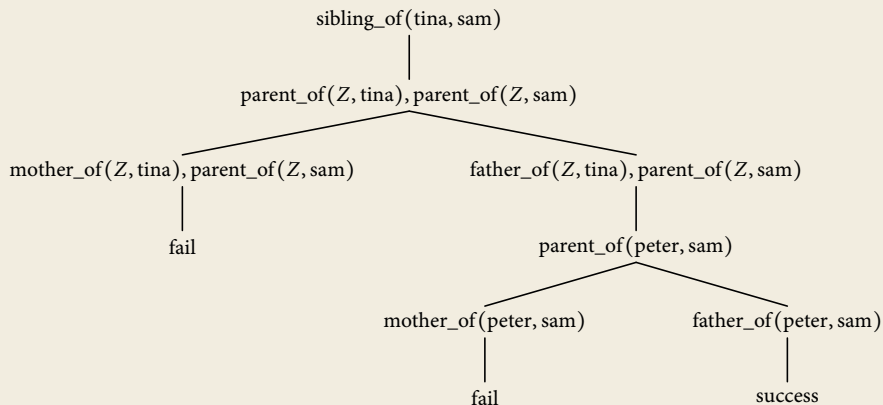
... ...

goal ¬father_of(peter, sam)

unify with father_of(peter, sam)

new goal empty

Search tree



Caveats

Prolog-interpreters use a simpler (and **unsound**) form of unification that ignores multiple occurrences of variables. E.g. they happily unify $p(x, f(x))$ with $p(f(y), f(y))$ (equating $x = f(y)$ for the first x and $x = y$ for the second one).

Caveats

Prolog-interpreters use a simpler (and **unsound**) form of unification that ignores multiple occurrences of variables. E.g. they happily unify $p(x, f(x))$ with $p(f(y), f(y))$ (equating $x = f(y)$ for the first x and $x = y$ for the second one).

It is also easy to get infinite loops if you are not careful with the ordering of the clauses:

```
edge(c, d).  
path(X, Y) :- path(X, Z), edge(Z, Y).  
path(X, Y) :- edge(X, Y).
```

produces

```
?- path(X, Y).  
path(X, Z), edge(Z, Y).  
path(X, U), edge(U, Z), edge(Z, Y).  
path(X, V), edge(V, U), edge(U, Z), edge(Z, Y).  
...
```

Example: List processing

```
append([], L, L).
```

```
append([H|T], L, [H|R]) :- append(T, L, R).
```

```
?- append([a,b], [c,d], X).
```

```
X = [a,b,c,d]
```

```
?- append(X, Y, [a,b,c,d])
```

```
X = [], Y = [a,b,c,d]
```

```
X = [a], Y = [b,c,d]
```

```
X = [a,b], Y = [c,d]
```

```
X = [a,b,c], Y = [d]
```

```
X = [a,b,c,d], Y = []
```

Example: List processing

```
reverse(Xs, Ys) :- reverse_(Xs, [], Ys).
```

```
reverse_([], Ys, Ys).
```

```
reverse_([X|Xs], Rs, Ys) :- reverse_(Xs, [X|Rs], Ys).
```

```
reverse([a,b,c], X)
```

```
reverse_([a,b,c], [], X)
```

```
reverse_([b,c], [a], X)
```

```
reverse_([c], [b,a], X)
```

```
reverse_([], [c,b,a], X)
```

```
X = [c,b,a]
```

Example: Natural language recognition

```
sentence(X,R) :- noun(X, Y), verb(Y, R).
```

```
sentence(X,R) :- noun(X, Y), verb(Y, Z), noun(Z, R).
```

```
noun_phrase(X, R) :- noun(X, R).
```

```
noun_phrase(['a' | X], R) :- noun(X, R).
```

```
noun_phrase(['the' | X], R) :- noun(X, R).
```

```
noun(['cat' | R], R).
```

```
noun(['mouse' | R], R).
```

```
noun(['dog' | R], R).
```

```
verb(['eats' | R], R).
```

```
verb(['hunts' | R], R).
```

```
verb(['plays' | R], R).
```

Cuts

Control backtracking using **cuts**:

$$p :- q_0, q_1, !, q_2, q_3.$$

When backtracking across a cut **!**, directly jump to the head of the rule and assume it fails. Do not try other rules.

Example

$s \leftarrow p$

$s \leftarrow t$

$p \leftarrow q_1, q_2, !, q_3, q_4$

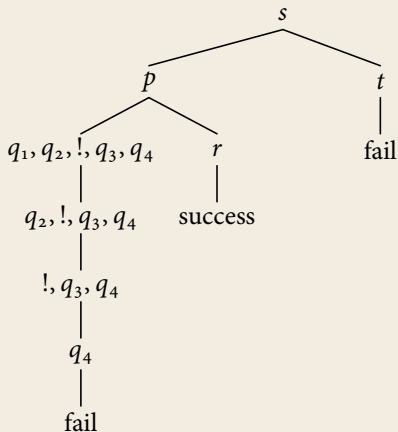
$p \leftarrow r$

r

q_1

q_2

q_3



Negation

Problem

If we allow **negation**, the formulae are no longer **Horn** and SLD-resolution does no longer work.

Possible Solutions

- ▶ **Closed World Assumption**

If we cannot derive p , it is false (**Negation as Failure**).

- ▶ **Completed Database**

$p \leftarrow q_0, \dots, p \leftarrow q_n$ is interpreted as the stronger statement

$$p \leftrightarrow q_0 \vee \dots \vee q_n.$$

Examples

Being connected by a path of non-edges:

`q(X,X).`

`q(X,Y) :- q(X,Z), not(p(Z,Y)).`

Implementing negation using cuts:

`not(A) :- A, !, fail.`

`not(A).`

Some cuts can be implemented using negation:

`p :- a, !, b.`

`p :- c.`

`p :- a, b.`

`p :- not(a), c.`

Databases

Databases

Definition

A **database** is a set of relations called **tables**.

Example

flight	from	to	price
LH8302	Prague	Frankfurt	240
OA1472	Vienna	Warsaw	300
UA0870	London	Washington	800
...			

Formal Definitions

We treat a database as a structure $\mathfrak{A} = \langle A, R_0, \dots, R_n \rangle$ with

- ▶ universe A containing all entries and
- ▶ one relation $R_i \subseteq A \times \dots \times A$ per table.

The **active domain** of a database is the set of elements appearing in some relation.

Example

In the previous table, the active domain contains:

LH8302, OA1472, UA0870, 240, 300, 800,
Prague, Frankfurt, Vienna, Warsaw, London, Washington

Queries

A **query** is a function mapping each database to a relation.

Example

Input: database of direct flights

Output: table of all flight connections possibly including stops

In Prolog: database **flight**, query **connection**.

```
flight('LH8302', 'Prague', 'Frankfurt', 240).
```

```
flight('OA1472', 'Vienna', 'Warsaw', 300).
```

```
flight('UA0870', 'London', 'Washington', 800).
```

```
connection(From, To) :- flight(X, From, To, Y).
```

```
connection(From, To) :-
```

```
    flight(X, From, T, Y), connection(T, To).
```

Relational Algebra

Syntax

- ▶ basic relations
- ▶ boolean operations \cap , \cup , \setminus , All
- ▶ cartesian product \times
- ▶ selection σ_{ij}
- ▶ projection $\pi_{u_0 \dots u_{n-1}}$

Examples

- ▶ $\pi_{1,0}(R) = \{ (b, a) \mid (a, b) \in R \}$
- ▶ $\pi_{0,3}(\sigma_{1,2}(E \times E)) = \{ (a, c) \mid (a, b), (b, c) \in E \}$

Relational Algebra

Syntax

- ▶ basic relations
- ▶ boolean operations \cap , \cup , \setminus , All
- ▶ cartesian product \times
- ▶ selection σ_{ij}
- ▶ projection $\pi_{u_0 \dots u_{n-1}}$

Examples

- ▶ $\pi_{1,0}(R) = \{ (b, a) \mid (a, b) \in R \}$
- ▶ $\pi_{0,3}(\sigma_{1,2}(E \times E)) = \{ (a, c) \mid (a, b), (b, c) \in E \}$

Join

$$R \bowtie_{ij} S := \sigma_{ij}(R \times S)$$

Expressive Power

Theorem

Relational Algebra = First-Order Logic

Expressive Power

Theorem

Relational Algebra = First-Order Logic

Proof

(\leq)

$$R^* := R(x_0, \dots, x_{n-1})$$

$$(s \cap t)^* := s^* \wedge t^*$$

$$(s \cup t)^* := s^* \vee t^*$$

$$(s \setminus t)^* := s^* \wedge \neg t^*$$

$$\text{All}^* := \text{true}$$

$$(s \times t)^* := s^*(x_0, \dots, x_{m-1}) \wedge t^*(x_m, \dots, x_{m+n-1})$$

$$\sigma_{ij}(s)^* := s^* \wedge x_i = x_j$$

$$\pi_{u_0, \dots, u_{n-1}}(s)^* := \exists \bar{y} \left[s^*(\bar{y}) \wedge \bigwedge_{i < n} x_i = y_{u_i} \right]$$

Expressive Power

Theorem

Relational Algebra = First-Order Logic

Proof

(\geq)

$$R(x_{u_0}, \dots, x_{u_{n-1}})^* := \pi_{\bar{v}}(R \times \text{All} \times \dots \times \text{All})$$

$$v_i := \begin{cases} k & \text{if } i = u_k \\ n + i & \text{otherwise} \end{cases}$$

$$(x_i = x_j)^* := \sigma_{ij}(\text{All} \times \dots \times \text{All})$$

$$(\varphi \wedge \psi)^* := \varphi^* \cap \psi^*$$

$$(\varphi \vee \psi)^* := \varphi^* \cup \psi^*$$

$$(\neg \varphi)^* := \text{All} \times \dots \times \text{All} \setminus \varphi^*$$

$$(\exists x_i \varphi)^* := \pi_{0, \dots, i-1, n, i+1, \dots, n-1}(\varphi^* \times \text{All})$$

Datalog

Simplified version of Prolog developed in database theory:

- ▶ no function symbols,
- ▶ no cut, no negation, etc.

A **datalog program** for a database $\mathcal{A} = \langle A, R_0, \dots, R_n \rangle$ is a set of Horn formulae

$$\begin{aligned} p_0(\bar{X}) &\leftarrow q_{0,0}(\bar{X}, \bar{Y}) \wedge \dots \wedge q_{0,m_0}(\bar{X}, \bar{Y}) \\ &\vdots \\ p_n(\bar{X}) &\leftarrow q_{n,0}(\bar{X}, \bar{Y}) \wedge \dots \wedge q_{n,m_n}(\bar{X}, \bar{Y}) \end{aligned}$$

where p_0, \dots, p_n are **new** relation symbols and the q_{ij} are either relation symbols from \mathcal{A} , possibly negated, or one of the new symbols p_k (not negated).

Datalog queries

The **query** defined by a datalog program

$$\begin{aligned} p_0(\bar{X}) &\leftarrow q_{0,0}(\bar{X}, \bar{Y}) \wedge \cdots \wedge q_{0,m_0}(\bar{X}, \bar{Y}) \\ &\vdots \\ p_n(\bar{X}) &\leftarrow q_{n,0}(\bar{X}, \bar{Y}) \wedge \cdots \wedge q_{n,m_n}(\bar{X}, \bar{Y}) \end{aligned}$$

maps a database \mathcal{A} to the relations p_0, \dots, p_n defined by these formulae.

Evaluation strategy

- ▶ Start with empty relations $p_0 = \emptyset, \dots, p_n = \emptyset$.
- ▶ Apply each rule to add new tuples to the relations.
- ▶ Repeat until no new tuples are generated.

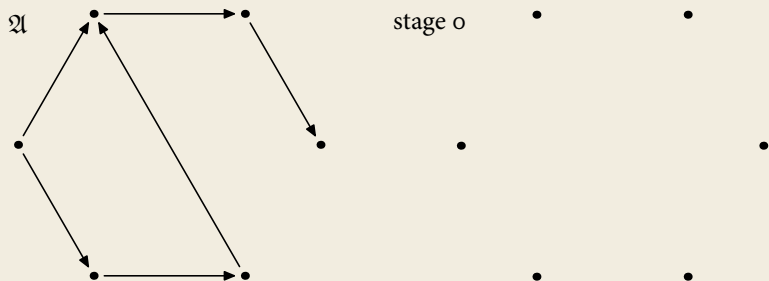
Note

The relations computed in this way satisfy the **Completed Database** assumption.

Example

$\text{path}(X, Y) \leftarrow \text{edge}(X, Y)$

$\text{path}(X, Y) \leftarrow \text{path}(X, Z) \wedge \text{path}(Z, Y)$

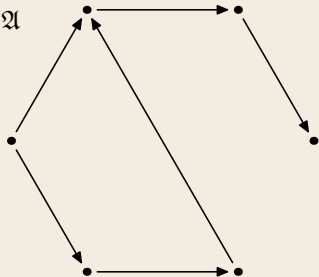


Example

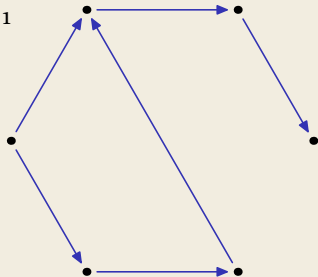
$\text{path}(X, Y) \leftarrow \text{edge}(X, Y)$

$\text{path}(X, Y) \leftarrow \text{path}(X, Z) \wedge \text{path}(Z, Y)$

\mathcal{A}



stage 1

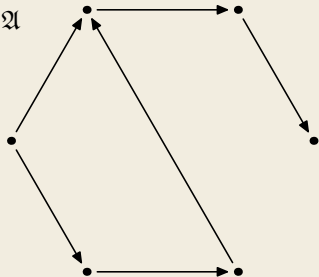


Example

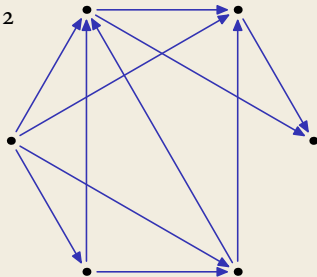
$\text{path}(X, Y) \leftarrow \text{edge}(X, Y)$

$\text{path}(X, Y) \leftarrow \text{path}(X, Z) \wedge \text{path}(Z, Y)$

\mathcal{A}



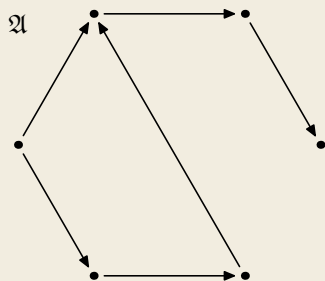
stage 2



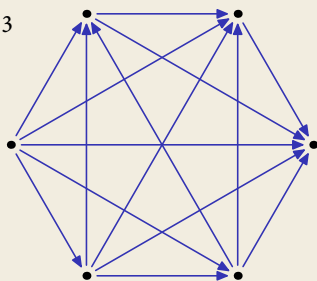
Example

$\text{path}(X, Y) \leftarrow \text{edge}(X, Y)$

$\text{path}(X, Y) \leftarrow \text{path}(X, Z) \wedge \text{path}(Z, Y)$



stage 3



Example: Arithmetic

$$\text{Add}(x, y, z) \leftarrow y = 0 \wedge x = z$$

$$\text{Add}(x, y, z) \leftarrow E(y', y) \wedge E(z', z) \wedge \text{Add}(x, y', z')$$

$$\text{Mul}(x, y, z) \leftarrow y = 0 \wedge z = 0$$

$$\text{Mul}(x, y, z) \leftarrow E(y', y) \wedge \text{Add}(x, z', z) \wedge \text{Mul}(x, y', z')$$

stage 0 \emptyset

Example: Arithmetic

$$\text{Add}(x, y, z) \leftarrow y = 0 \wedge x = z$$

$$\text{Add}(x, y, z) \leftarrow E(y', y) \wedge E(z', z) \wedge \text{Add}(x, y', z')$$

$$\text{Mul}(x, y, z) \leftarrow y = 0 \wedge z = 0$$

$$\text{Mul}(x, y, z) \leftarrow E(y', y) \wedge \text{Add}(x, z', z) \wedge \text{Mul}(x, y', z')$$

stage 0 \emptyset

stage 1 $(k, 0, k)$

Example: Arithmetic

$$\text{Add}(x, y, z) \leftarrow y = 0 \wedge x = z$$

$$\text{Add}(x, y, z) \leftarrow E(y', y) \wedge E(z', z) \wedge \text{Add}(x, y', z')$$

$$\text{Mul}(x, y, z) \leftarrow y = 0 \wedge z = 0$$

$$\text{Mul}(x, y, z) \leftarrow E(y', y) \wedge \text{Add}(x, z', z) \wedge \text{Mul}(x, y', z')$$

stage 0 \emptyset

stage 1 $(k, 0, k)$

stage 2 $(k, 0, k), (k, 1, k + 1)$

Example: Arithmetic

$$\text{Add}(x, y, z) \leftarrow y = 0 \wedge x = z$$

$$\text{Add}(x, y, z) \leftarrow E(y', y) \wedge E(z', z) \wedge \text{Add}(x, y', z')$$

$$\text{Mul}(x, y, z) \leftarrow y = 0 \wedge z = 0$$

$$\text{Mul}(x, y, z) \leftarrow E(y', y) \wedge \text{Add}(x, z', z) \wedge \text{Mul}(x, y', z')$$

stage 0 \emptyset

stage 1 $(k, 0, k)$

stage 2 $(k, 0, k), (k, 1, k + 1)$

stage 3 $(k, 0, k), (k, 1, k + 1), (k, 2, k + 2)$

Example: Arithmetic

$$\text{Add}(x, y, z) \leftarrow y = 0 \wedge x = z$$

$$\text{Add}(x, y, z) \leftarrow E(y', y) \wedge E(z', z) \wedge \text{Add}(x, y', z')$$

$$\text{Mul}(x, y, z) \leftarrow y = 0 \wedge z = 0$$

$$\text{Mul}(x, y, z) \leftarrow E(y', y) \wedge \text{Add}(x, z', z) \wedge \text{Mul}(x, y', z')$$

stage 0 \emptyset

stage 1 $(k, 0, k)$

stage 2 $(k, 0, k), (k, 1, k + 1)$

stage 3 $(k, 0, k), (k, 1, k + 1), (k, 2, k + 2)$

...

stage n $(k, 0, k), (k, 1, k + 1), \dots, (k, n - 1, k + n - 1)$

...

Complexity

Theorem

For databases $\mathfrak{A} = \langle A, \bar{R}, \leq \rangle$ equipped with a linear order \leq , a query Q can be expressed as a Datalog program if, and only if, it can be evaluated in **polynomial type**.