

PV259

Generative Design Programming

Week 6

Kinetic typography

MUNI
FI

Marko Řeháček & Megi Kejstová & Bronislav Musil

rehacek@mail.muni.cz, megikej@mail.muni.cz, brona.musil@gmail.com

FROM PAPER TO SCREEN

<https://vimeo.com/69375692>

Text: the basics

Draw text on screen at position x, y. Optional are x2, y2, boundaries of imaginary text box, enables wrapping). Uses rectMode settings.

```
text(str, x, y, [x2], [y2])
```

```
textSize(number)
```

```
textLeading(number) // line height
```

```
textAlign(horizontal, [vertical])
```

```
LEFT, CENTER, RIGHT
```

```
TOP, BOTTOM, CENTER, BASELINE
```

```
let myFont;  
function preload() {  
  myFont =  
loadFont("knewave.otf");  
}  
  
function setup() {  
... textFont(font, [size]);  
}
```

Strings in JS

MDN: Useful string methods

```
let name = "Louisa", surname = "Trump"
name.length // 6
name.substring(0, 2) // 'LO'
name[0] // 'L'
name[name.length-1] // 'a'

name.includes('uis') // true
startsWith(str)
endsWith(str)
indexOf("Lo") // 0
toLowerCase()
toUpperCase()
replace("ouis", "ujz") // only first occurrence
replaceAll("u", "ů")
name.concat(" " + surname)
```

```
print(`Full name: ${name} ${surname}`) //
template literals
```

```
let fullname = name + surname
fullname.split(' ') // ["Louisa", "Mean"]
```

```
// Escaping: use either "" or '' for the
outer quotes.
```

```
p5: loadStrings()
let sejkspirVole;
function preload() {
  sejkspirVole = loadStrings('sejkspir.txt');
}
```

Text basics

1. choose favorite word
2. draw the word character by character
3. choose a font from [Google fonts](#), download and apply it



- ❑ draw word (string) character by character
- ❑ create 20 vertical copies of the same word
- ❑ animate the spacing between characters (kerning) using sinus
- ❑ change to monospaced font and compare the result

Bonus:

- ❑ draw on curves
- ❑ fill shapes with text
- ❑ make some noise (use grid, select letters by noise values, ...)

→ INTERACTIVE

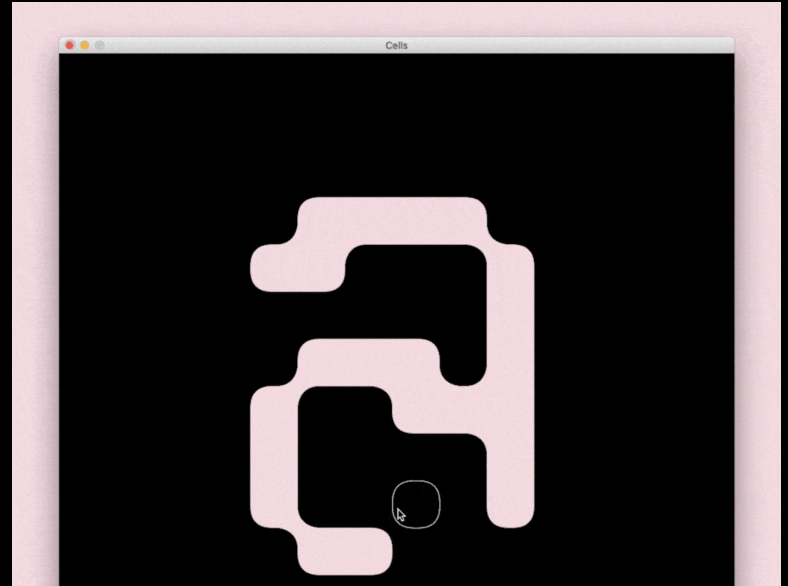
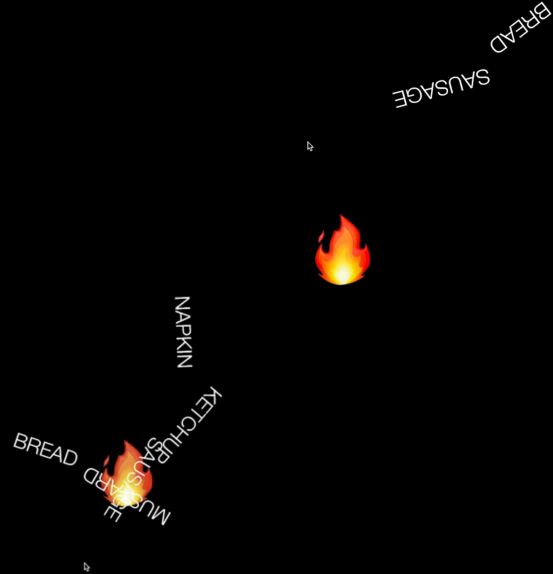
Bronislav Musil

0,54 k

0,54 k

0,54 k


0,54 k



→ IMAGE

Day 52 - It's Still OK

Chelsea Watson, 2020



<https://www.chelseawatson.com/100-computational-designs/day-52-its-still-ok>

<https://www.chelseawatson.com/100-computational-designs/day-54-its-ok-in-small-doses>

typEm — a generative typeface that represents the emotion of the text

Catarina Maças
CISUC - Department of
Informatics Engineering
University of Coimbra
Portugal
cmacas@dei.uc.pt

David Palma
Department of Information
Security and Communication
Technology
NTNU - Norwegian University
of Science and Technology
Norway
david.palma@ntnu.no

Artur Rebelo
CISUC - Department of
Informatics Engineering
University of Coimbra
Portugal
arturr@dei.uc.pt



Figure 1: Different ‘a’ glyphs to represent different emotions.

ABSTRACT

The introduction of programmatic concepts brought to typography new experiments, concepts, and the possibility to create generative typefaces, capable of adapting to different contexts. This work aims to explore these new creative possibilities in the field of type design. Through the implementation of a generative system, we created a typeface that adapts its shape to the sentiments expressed in a text. In this project, we used the emotional values retrieved from each sentence of a given text to

deform the typographic glyphs to represent those emotional values. Additionally, and to enable the user to interact with the system, we implemented an application which receives a text as input and, as output, exports the input text composed with our generative typeface.

CCS CONCEPTS


• **Human-centered computing** → Visualization; • **Applied computing** → Arts and humanities;

→ VIDEOCLIP

Aleph 2

Max Cooper + Martin Krzywinski, 2019



What you see is an authentic numerical rendering of Cantor's work. It demonstrates countability, Cantor's diagonal argument, power set, the formal undecidability of the Continuum Hypothesis, and the concept of Aleph 2.


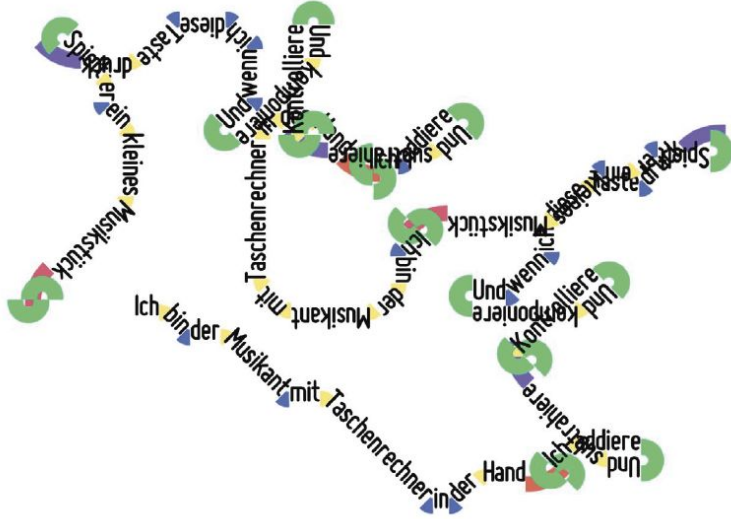


Aleph 2.1

- select a part of the previous videoclip, Aleph 2, as a reference, and make similar effect
- choose any data you want:
 - random numbers
 - poem in .txt
 - interesting number sequence or algorithm

Inspiration, methods





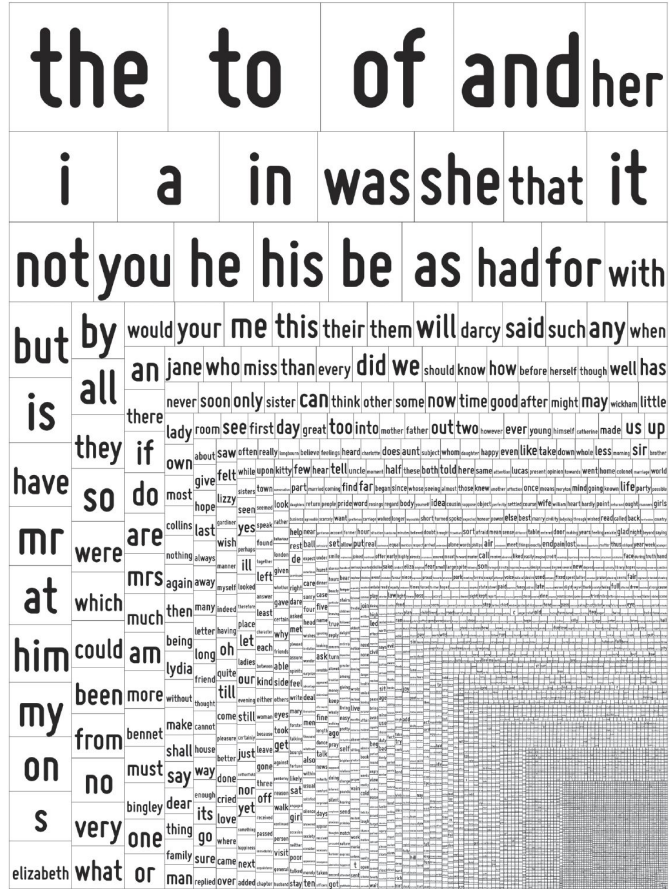
Key	Translation
A	→ Enter A → Shift writing position
B	→ Enter B → Shift writing position
Space	→ Draw graphic image → Turn 45° → Shift writing position
C	→ Enter C → Shift writing position
Comma	→ Draw graphic image → Turn 45° → Shift writing position

When you

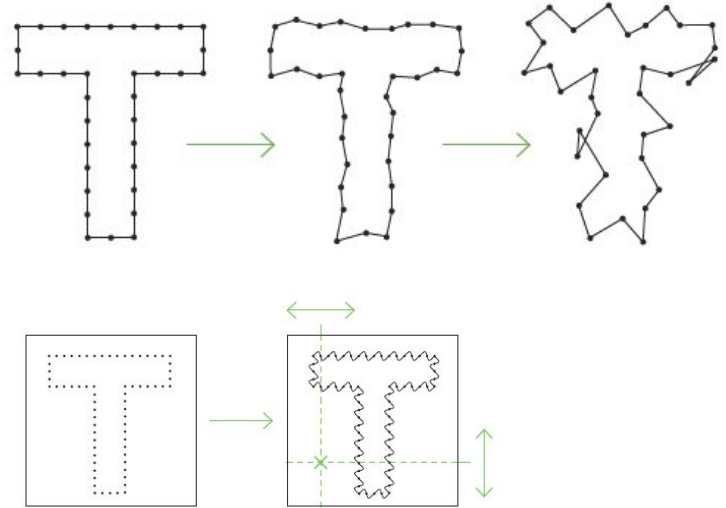
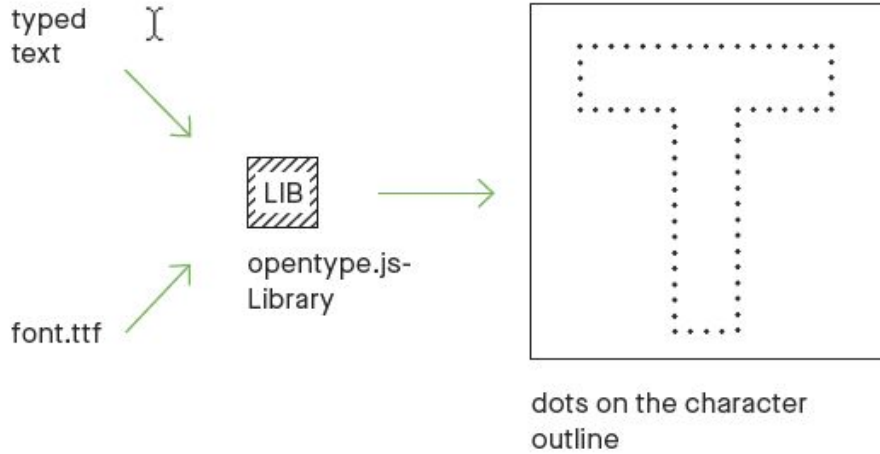
your own


even the

the little




Dissolving font outline: rasterization





May the font outline do as it wishes. Ignoring legibility, it transforms into patterns and leaves no formal gimmick untried. In constant motion, these metamorphoses remain alive and make us wonder: When does writing become a form of its own?



CODE

TYPE

TYPE

TYPE

TYPE

TYPE

TYPE

Dissolve

Kinetyper, Marko Řeháček, 2022
[demo sketch](#), [app](#), [lib](#)


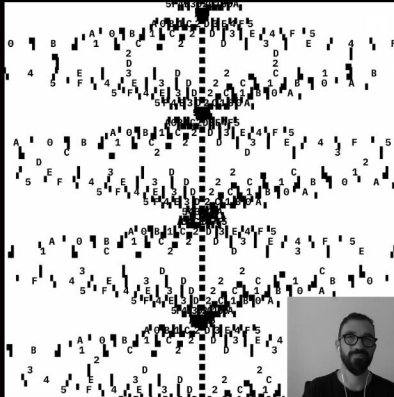



Artists




→ **Tim Rodenbröker**

@tim_rodenbroeker



Youtube channel





→ **Andreas Gysin**

[@andreasgysin](https://www.instagram.com/andreasgysin)




DYOR

Blockchain
NFT
Crypto Art

YOUR OWN RESEARCH


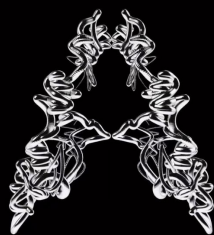


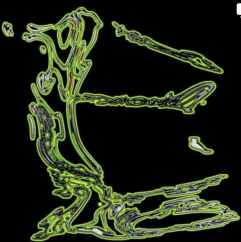
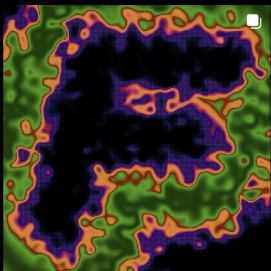
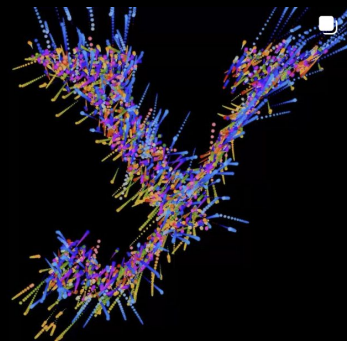


Kunsthalle Zürich 8.10.2022–15.1.2023





italiano.jpg


@italiano.jpg










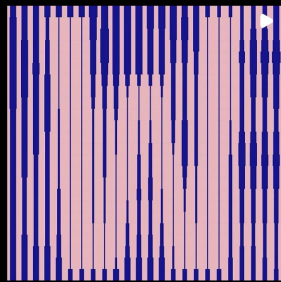


John Burgess

[@burgess_john](https://www.instagram.com/burgess_john)



superior
as multiple
from. With the
being a little
the Regular
bit heavier
we believe
perform
font.RM Mono
weights, rangin
matching t h
sisterfamily,
language support (Lat
type setting in mo
written with the Lat
with CoType fonts, ti



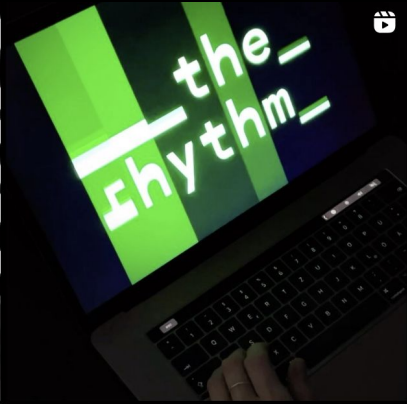



schultzschriftgrafik

@schultzschriftgrafik








WITS
THAT
IT





→ **Generative Hut**

@[generative.hut](https://www.generative.hut)



Library of projects

Are.na <https://www.are.na/>

Artists, links

<https://www.instagram.com/burnier/>

https://www.instagram.com/tim_rodenbroeker/

<https://www.instagram.com/schultzschtzgrafik/>

https://www.instagram.com/burgess_john/

<https://www.instagram.com/italiano.jpg/>

Homework 2: Curved creations / type in motion





Create one of:

- 1) abstract painting using curves
- 2) typographic composition
- 3) kinetic font

Look in the slides for inspiration: landscapes from perlin noise, some blob artistry, explore interesting mathematical concepts like Max Cooper. Look for some projects on instagram or the libraries we've shown you. Sky's the limit.

The work needs to show skills learnt from last two weeks of classes and be more than was made during live-coding.

Technical information regarding the submission and deadline will be in interactive syllabus in IS.



H A P P Y

C O D I N G