



**VV033**  
**PHOTOGRAPHY**  
**FUNDAMENTALS**  
**(Light and Surfaces)**

**Session 3 outdoor workshop at Vila  
Tugendhat and Brno center  
17.10.2023**

**PATTERNS - TEXTURES - RHYTHM**

**Mgr. et MgA. Veronika Lukášová, Ph.D.**

→ **YOUR NEXT SESSION  
WILL BE A PLEIN-AIR  
PHOTO WORKSHOP!**


**Going out to hunt for photos is fun! Especially under a creative guidance of an experienced photographer who will help you to understand and complete assignments. Tomas will be your team leader.**

**16:00-18:00**

**The first part of the class will take place in the garden of Vila Tugendhat.**

**18:00-20:00**

**The second part will take place at Brno city center / Tomáš will lead you to the location.**



A photograph of the Vila Tugendhat in Brno, Czech Republic, at dusk. The building is a prime example of modernist architecture, featuring a long, horizontal profile with a prominent glass facade on the ground floor. The interior is warmly lit, revealing a curved wall and various pieces of furniture. The building is set on a slight rise, with a stone wall and lush greenery in the foreground. A yellow text box in the upper right corner highlights its UNESCO status.

**VILA TUGENDHAT is Brno's  
only UNESCO site**

**You will meet in the garden of  
the Vila Tugendhat at 4pm.  
There is no entrance fee. The  
easiest way to get in there is  
through Vila Löw-Beer by Luzanky  
park. If you walk from FIMU, it  
won't take more than 20mins.**

**You will shoot there till  
6pm and then go to  
Luzanky park  
surroundings to focus on  
techniques capturing  
dusk/evening.**

# VILA TUGENDHAT how to get there

<https://www.tugendhat.eu/en/>

Vila Löw-Beer  
Drobného 22  
602 00 Brno



# ABOUT THE HOUSE

---

The Tugendhat family home was built according to the design of the architect Ludwig Mies van der Rohe and his collaborators in 1929–1930. The uniqueness of the Brno villa lies not only in its formal architectural purity, siting in natural surroundings, and its interconnection of rooms, but also in its technical and structural design and use of fine materials. It has become Brno's icon of modernist housing and occupies a prominent position globally and within the oeuvre of its architect.

Therefore Villa Tugendhat is the only example of modern architecture in the Czech Republic inscribed in the list of UNESCO World Cultural Heritage sites.

Between 2010 and 2012 the Villa Tugendhat underwent renovation and restoration work, during which both the structure and the adjoining gardens were restored to their original appearance following the completion of the Villa in 1930.

**You will be able to shoot the house from the garden and steps**

**You can also go to see the exhibit in the basement for free**

**<https://www.tugendhat.eu/en/>**

**VV033**  
**PHOTOGRAPHY**  
**Light and Surfaces**  
**Session 3**


**ASSIGNMENT 1**  
**VILA TUGENDHAT**

- **PATTERNS + RHYTHM //**
- **The house, built in a modernist style, offers clean lines and geometric shapes without frills. Shoot a series of abstract details, including reflections**

FOLDER: TUGENHADT  
PATTERNS+RHYTHM DETAILS






Photo by Veronika Lukasova



# What is Pattern in Photography?

**A pattern is created wherever strong graphic elements repeat. Texture is also a kind of pattern. But it is one in its most tactile form—the weave of your knitted jumper, the rough surface of a brick, for example. The human brain likes patterns. Patterns in photography create attention. You might pass by the same row of houses on your way to work. But what if you align the roofs in the right way? Then that familiar view looks different.**



**VV033**  
**PHOTOGRAPHY**  
**Light and Surfaces**  
**Session 3**

**ASSIGNMENT 2**  
**VILA TUGENDHAT**

→ **ARCHITECTURAL**  
**TEXTURES /**  
**REFLECTIONS /**  
**DETAIL**

**Focus on the materials that the house is built from. You can intensify and abstract the material detail with a light source (phone, flash, flashlight) shone from low angles.**

FOLDER: TUGENHADT TEXTURES



Photo by Veronika Lukasova



# Vila Tugendhat materials

**White travertine** / The Italian almost white travertine (Tivoli locality) ranks among the original stone elements. This was employed in the interiors on, for example, the floors of the entrance hall and the staircases, and in the exteriors on the parapet and the bases of the upper terrace and the garden terrace with the stairs.

**Steel**/ The whole house is propped up on an internal steel structure, visible through steel columns inside the house.

**Concrete**/ the fundamental material used to build the house

**Onyx** / The so-called onyx wall is a truly remarkable decorative and at the same time functional stone element in the interior of the Villa. The honey-coloured, yellow rock with white veins was mined from the Atlas Mountains in former French Morocco in North Africa. The special characteristics of the onyx are intensified during the winter sunny days.

You can see from outside it if you go to the side of the house where the indoor garden is.

**VV033**  
**PHOTOGRAPHY**  
**Light and Surfaces**  
**Session 3**

**ASSIGNMENT 3**  
**VILA TUGENDHAT GARDEN**

→ **BOTANICAL**  
**TEXTURES/DETAIL**

**The house is set in a carefully designed garden and also has an indoor winter garden. Can you shoot a series that would depict some of the botanical textures / botanical reflections?**

FOLDER: TUGENHADT  
BOTANICAL TEXTURES





Photo by Veronika Lukasova

**VV033**  
**PHOTOGRAPHY**  
**Light and Surfaces**  
**Session 3**

**BONUS ASSIGNMENT**  
**VILA TUGENDHAT GARDEN**

→ **PLAY ON SCALE**

**Play on scale with architecture is fun. Here are few examples of how some tourists portrayed Eiffel tower. Can you construct a photo of the the house in similar way?**



FOLDER: TUGENHADT  
PLAY ON SCALE

**VV033**  
**PHOTOGRAPHY**  
**Light and Surfaces**  
**Session 3**

**ASSIGNMENT 4**  
**BRNO CITY CENTER**

→ **LONG SHUTTER**  
**SPEED URBAN**  
**LANDSCAPE**

**We've honed our exposure triangle in the last session. This time, we will apply those skills of stretching time to capture urban landscapes (with long exposure). You need to use tripod or somehow stabilize your camera. Use three different shutter speed and observe the difference it makes in the same scene.**

**FOLDER: CITY LANDSCAPE**  
**LONG SHUTTER SPEED**



**VV033**  
**PHOTOGRAPHY**  
**Light and Surfaces**  
**Session 3**

**ASSIGNMENT 5**  
**BRNO CITY CENTER**

→ **LONG SHUTTER**  
**SPEED / PEOPLE**

**This time, we will apply those skills stretching time capturing people in the city landscape with long exposure. You need to use tripod or somehow stabilize your camera. Use three different shutter speed and observe the difference it makes in the same scene.**

FOLDER: PEOPLE CITY - LONG SHUTTER SPEED



Photo by Veronika Lukasova

**Mgr. et MgA. Veronika  
Lukášová, Ph.D.**

**VV033 2023**

**This presentation has been  
created for students of  
FIMU Brno and cannot be  
used or distributed without  
a consent of the author.**