




## Before you read

- 1 Match the pictures (1-4) with the names of the tourist attractions (a-d) and the countries they are in (i-iv).



- |                         |                          |              |                          |
|-------------------------|--------------------------|--------------|--------------------------|
| a the Taj Mahal         | <input type="checkbox"/> | i Egypt      | <input type="checkbox"/> |
| b the Pyramids          | <input type="checkbox"/> | ii the USA   | <input type="checkbox"/> |
| c Ayers Rock (Uluru)    | <input type="checkbox"/> | iii India    | <input type="checkbox"/> |
| d the Statue of Liberty | <input type="checkbox"/> | iv Australia | <input type="checkbox"/> |

## Reading

- 2 Read these two talks by tour guides. Match them with two of the pictures in Exercise 1.

## Vocabulary

- 3 What is the function of the phrases (a-h) from the texts in Exercise 2? Put them in the correct category (1-5) below.

- a *Do you have any questions?*
- b *This is one of the most famous ...*
- c *As you can see, ...*
- d *OK, if you are ready, let's go inside.*
- e *Please notice ...*
- f *This is a superb example of ...*
- g *The structure was designed by ...*
- h *It was built in ... and it stands ...*

1 **Introduction: saying where you are**

*We are now standing in front of ...*

2 **Summarizing**

*It is a very good example of ...*

3 **Giving key information**

*It was built by ... It was completed in ...*

4 **Pointing out specific details**

*What is interesting is that ...*

5 **Inviting questions**

*Are there any questions?*

6 **Getting ready to move on**

*OK, follow me, please.*

## Speaking

4 **Work in pairs.**

- 1 Imagine you are tour guides. Prepare a short commentary for a place that you know well. Use some of the phrases in Exercise 3 to help you.
- 2 Give your talk to some other students. Ask them to guess the place you are describing.

### Get real

Work in pairs. Use the information you have collected from guidebooks, etc. to prepare commentaries for well-known sights. Present them to the class, and get students to guess which sight the commentary belongs to.