

Lecture 5: Race

23 March 2006

‘Race’

- the origin of the word is obscure, unknown; same word found in English, French, German, Spanish, Portuguese, Slovenian, Czech? ...
- the word *race* entered the English language in the 16th century, from the French *race* "race, breed, lineage," possibly from Italian *razza*, (cf. Sp. *razza*, Port. *raza*)
- Oxford dictionary: a group of persons, animals or plants connected by common descent, origin
- persons descended from a common ancestor
- a tribe, nation or people regarded as of common stock (used from about 1600 onward)

‘Race’

- to sum up: the early use of the word ‘race’ was parallel to nation or people
- but in late 18th and early 19th century the word acquired new meanings:
- one of great divisions of mankind, based on physical peculiarities (from 1774)
- racial ideas about the ‘inferiority’ and ‘superiority’ of certain racial groups, etc.
- group of common descent; biological type; type determining social and cultural characteristics
- a group defined as distinct because of its supposed common physical characteristics (late 18th, early 19th century)

‘Race’

- social construct; race exists as a social category - it is people who make the classification and definition (historical and contextual role)
- ideas about race emerged in specific social and political contexts, circumstances, environments
- the idea of race as a meaningful biological category is predominantly dismissed
- no fixed or unchanging meaning

What is the difference between race and ethnicity?

- the need to distinguish between the two: **race** refers to the classification of people, it is concerned with the categorisation of ‘them’; **ethnicity** refers to group identification and is more concerned with the identification of ‘us’ (Banton)
- the distinction is not necessary (Eriksen; van den Berghe) – in both cases the social concern is with common biological descent, even when the markers are primarily cultural

What is the difference between race and nation?

- Easier to distinguish between the two
- Nation usually has a political connotation, whereas race is often used to designate physical differences
- Contemporary use of 'race' as a cultural/ethnic designation complicates things

Practical examples

- How do the states use the criteria of ‘race’, ‘ethnic group’ and ‘nation’ to count and categorise their citizens?
- How are the data collected? Are these collective identities self-ascriptions?
- Source: the CIA World Factbook 😊


Brazil



Brazil

- **Population:** 186,112,794
- **Ethnic groups:** white 53.7%, mulatto (mixed white and black) 38.5%, black 6.2%, other (includes Japanese, Arab, Amerindian) 0.9%, unspecified 0.7% (2000 census)
- **Religions:** Roman Catholic (nominal) 73.6%, Protestant 15.4%, Spiritualist 1.3%, Bantu/voodoo 0.3%, other 1.8%, unspecified 0.2%, none 7.4% (2000 census)
- **Languages:** Portuguese (official), Spanish, English, French


Czech Republic



Czech Republic

- **Population:** 10,241,138 (July 2005 est.)
- **Ethnic groups:** Czech 90.4%, Moravian 3.7%, Slovak 1.9%, other 4% (2001 census)
- **Religions:** Roman Catholic 26.8%, Protestant 2.1%, other 3.3%, unspecified 8.8%, unaffiliated 59% (2001 census)
- **Languages:** Czech


Georgia



Georgia

- **Population:** 4,677,401 (July 2005 est.)
- **Ethnic groups:** Georgian 83.8%, Azeri 6.5%, Armenian 5.7%, Russian 1.5%, other 2.5% (2002 census)
- **Religions:** Orthodox Christian 83.9%, Armenian-Gregorian 3.9%, Catholic 0.8%, Muslim 9.9%, other 0.8%, none 0.7% (2002 census)
- **Languages:** Georgian 71% (official), Russian 9%, Armenian 7%, Azeri 6%, other 7%
note: Abkhaz is the official language in Abkhazia


Italy



Italy

- **Population:** 58,103,033 (July 2005 est.)
- **Ethnic groups:** Italian (includes small clusters of German-, French-, and Slovene-Italians in the north and Albanian-Italians and Greek-Italians in the south)
- **Religions:** predominately Roman Catholic with mature Protestant and Jewish communities and a growing Muslim immigrant community
- **Languages:** Italian (official), German (parts of Trentino-Alto Adige region are predominantly German speaking), French (small French-speaking minority in Valle d'Aosta region), Slovenian (Slovenian-speaking minority in the Trieste-Gorizia area)

Japan



Japan

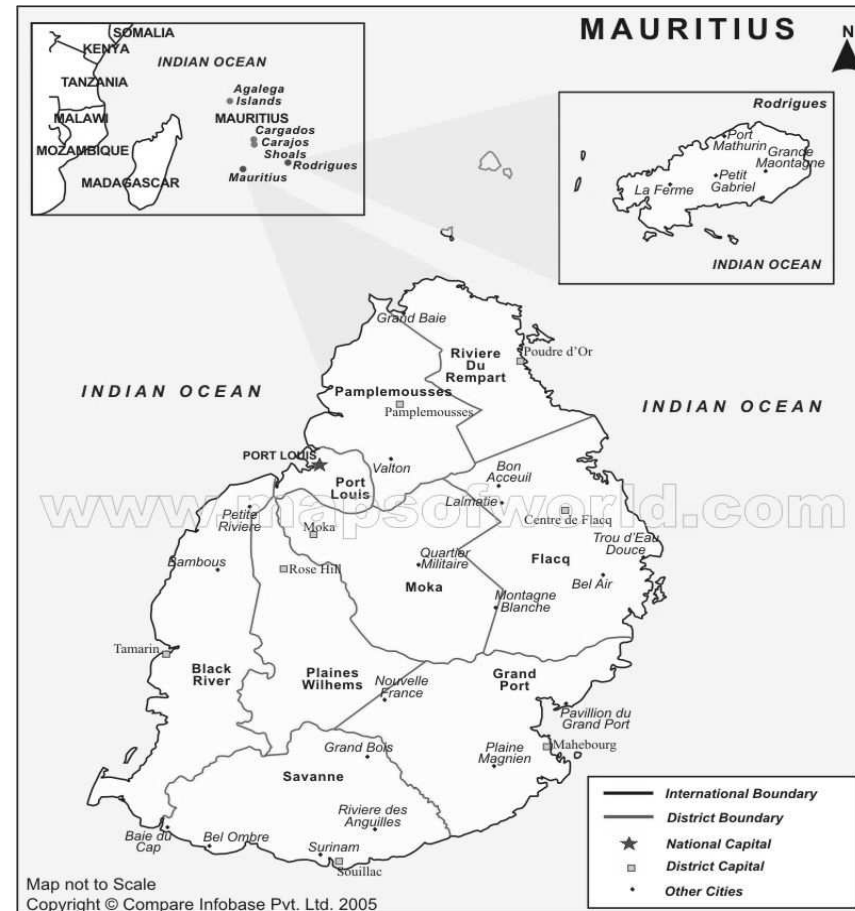
- **Population:** 127,417,244 (July 2005 est.)
- **Ethnic groups:** Japanese 99%, others 1% (Korean 511,262, Chinese 244,241, Brazilian 182,232, Filipino 89,851, other 237,914)
note: up to 230,000 Brazilians of Japanese origin migrated to Japan in the 1990s to work in industries; some have returned to Brazil (2004)
- **Religions:** observe both Shinto and Buddhist 84%, other 16% (including Christian 0.7%)
- **Languages:** Japanese

Mauritius

Republic of Mauritius



Location: Africa
Capital City: Port Louis



Mauritius

- **Population:** 1,230,602 (July 2005 est.)
- **Ethnic groups:** Indo-Mauritian 68%, Creole 27%, Sino-Mauritian 3%, Franco-Mauritian 2%
- **Religions:** Hindu 48%, Roman Catholic 23.6%, other Christian 8.6%, Muslim 16.6%, other 2.5%, unspecified 0.3%, none 0.4% (2000 census)
- **Languages:** Creole 80.5%, Bhojpuri 12.1%, French 3.4% (official), other 3.7%, unspecified 0.3% (2000 census)


Slovenia



Slovenia

- **Population:** 2,011,070 (July 2005 est.)
- **Ethnic groups:** Slovene 83.1%, Serb 2%, Croat 1.8%, Bosniak 1.1%, other or unspecified 12% (2002 census)
- **Religions:** Catholic 57.8%, Orthodox 2.3%, other Christian 0.9%, Muslim 2.4%, unaffiliated 3.5%, other or unspecified 23%, none 10.1% (2002 census)
- **Languages:** Slovenian 91.1%, Serbo-Croatian 4.5%, other or unspecified 4.4% (2002 census)

USA



United States

- **Population:** 295,734,134 (July 2005 est.)
- **Ethnic groups:** white 81.7%, black 12.9%, Asian 4.2%, Amerindian and Alaska native 1%, native Hawaiian and other Pacific islander 0.2% (2003 est.)
note: a separate listing for Hispanic is not included because the US Census Bureau considers Hispanic to mean a person of Latin American descent (including persons of Cuban, Mexican, or Puerto Rican origin) living in the US who may be of any race or ethnic group (white, black, Asian, etc.)
- **Religions:** Protestant 52%, Roman Catholic 24%, Mormon 2%, Jewish 1%, Muslim 1%, other 10%, none 10% (2002 est.)
- **Languages:** English 82.1%, Spanish 10.7%, other Indo-European 3.8%, Asian and Pacific island 2.7%, other 0.7% (2000 census)

Readings for Lecture 6

- From the “**Racism**” Oxford reader (Bulmer & Solomos, 1999) **Section II** and/or
- Reginald Horsman ‘Superior and Inferior Races’; Michael Biddiss ‘Gobineau and the Origins of European racism’; Leon Poliakov ‘Gobineau and His Contemporaries
- From “**Theories of Race and Racism**” Routledge Reader (Back & Solomos, 2000) Winthrop D. Jordan ‘First Impressions’; Frantz Fanon ‘The Fact of Blackness’; Lola Young ‘Imperial Culture’; Anne McClintock ‘The White Family of Man’