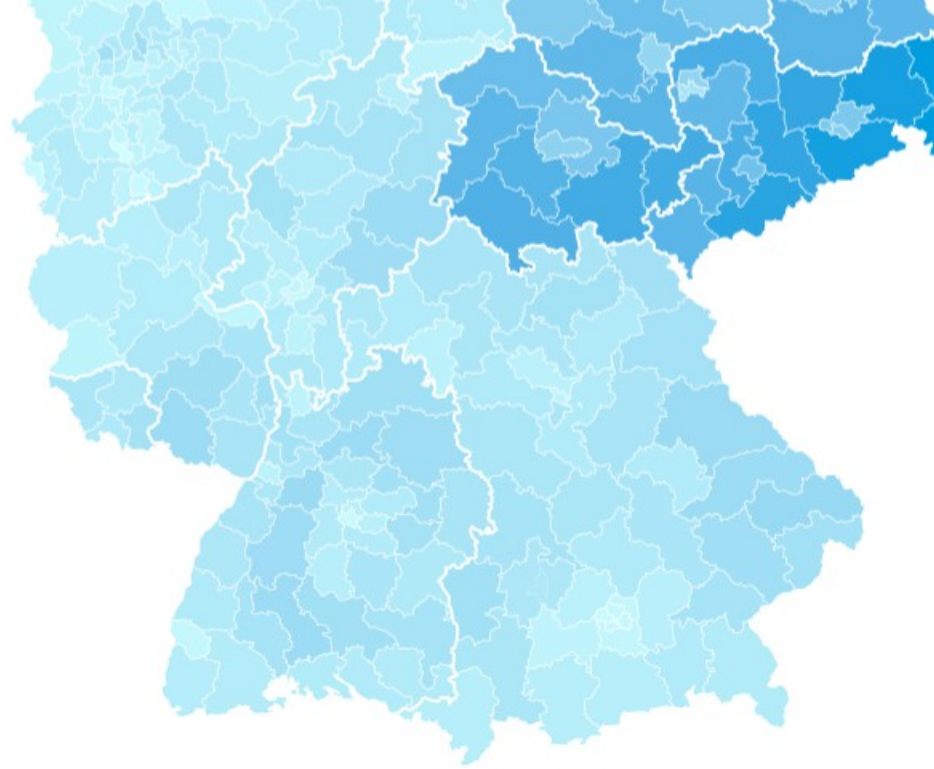


Data processing

News articles



Die Daten stehen unter der Datenlizenz Deutschland – Namensnennung – Version 2.0.

Grafik: bpb **Quelle: Der Bundeswahlleiter** Kartenmaterial: © Der Bundeswahlleiter 2020 • Daten • Grafik herunterladen

← → ↻ 🏠 🔒 bundeswahlleiterin.de/bundestagswahlen/2021/ergebnisse/opendata/csv/

Index of /bundestagswahlen/2021/ergebnisse/opendata/csv

Name	Last modified	Size
kergr.csv	2022-02-07 12:30	179K
kergr2.csv	2022-02-07 12:40	1.9M

Data in academic articles and books


2.2. MEASUREMENTS OF THE MAJORITY POPULATION'S ATTITUDES TOWARDS MIGRANTS AND MINORITIES

There are various current research projects which attempt – mostly on the basis of (representative) opinion polls – to assess the **attitudes** of the general public towards migrants and minorities.⁴ In the following, the main results of some of these surveys should serve as an example:

In the [redacted] which is carried out every two years and in which, amongst others, the attitude to migrants living in Germany is ascertained with the help of various items, around two thirds of those interviewed in 2000 agreed with the statement “Foreigners living in Germany should adapt their lifestyle a little better to that of the Germans”. Around 30% of the interviewees shared the opinions “When jobs are short, foreigners living in Germany should be sent back home” or “Those foreigners living in Germany should not be allowed to participate in any aspect of political life in Germany”. The least agreement was with the statement “Migrants should marry members of their own ethnic group” (24% of Eastern German and 15% of West Germans) (see [redacted] and chapter 8.4.1 in the Annex).

In addition, the survey showed the agreement with the four statements amongst people with secondary modern (Hauptschule) school qualifications was around 20% higher than was the case with people who had passed A-levels. Furthermore, it is generally older interviewees who display a more negative attitude to migrants living in Germany than younger people do. Here, the influence of age is more marked in West Germany than in

Real Data



The screenshot shows the homepage of the ALLBUS website. At the top, the URL is <https://www.gesis.org/en/allbus/allbus-home>. The main header features the ALLBUS logo in red and the text "Allgemeine Bevölkerungsumfrage der Sozialwissenschaften". Below the header is a search bar labeled "Search GESIS...". A navigation menu includes "ALLBUS Home", "Contents & Search", "Download", and "ALLBUS-Forum". A breadcrumb trail shows "You are here: ALLBUS > ALLBUS Home". The main content area features a blurred image of a crowd with a white text box that reads: "Field work for ALLBUS 2023 has started! In addition to social and political issues, the focus of this year's survey is on religion. You received an invitation to participate and would like more information? Please proceed [here](#)." Below this, there are two columns. The left column has a section titled "Questions about ALLBUS?" with the text "Try using the [ALLBUS-Forum](#) or contact us per mail:". The right column has a "News" section with a video player showing a play button and navigation arrows, followed by the text "ALLBUS/GGSS 2012 (Study-No. 4616 / 4617) - English language Version of ALLBUS 2012 published!" and a "Download" link.

Data linked to research articles

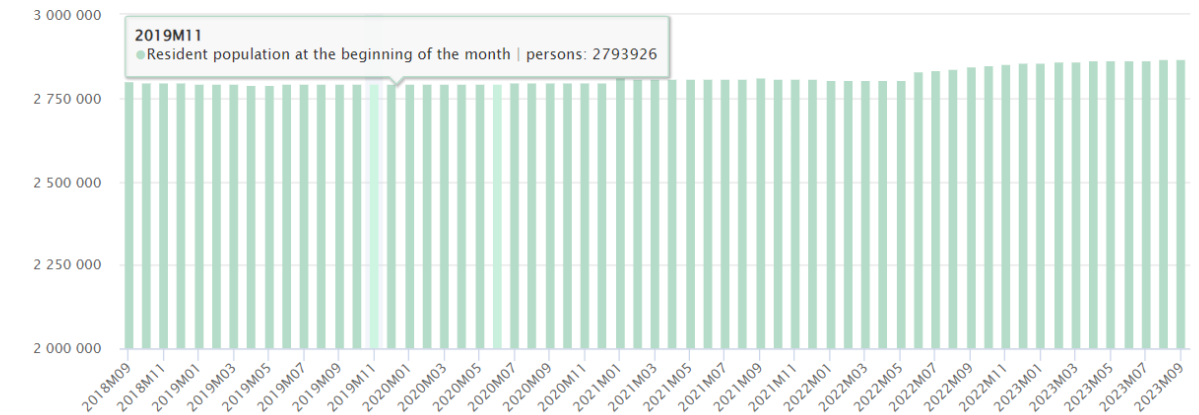
- Processed data
 - Edited data
 - Original variables not used for article are deleted
 - Indication of source of data
-
- data.mendeley.com
 - <https://dataverse.harvard.edu/>

Information webpage using some data

- <https://osp.stat.gov.lt/en/lietuvos-ekonomikos-raida/gyventojai-ir-socialine-statistika>

Resident population

Beginning of the month



The latest and detailed data are available in the [Database of Indicators](#)

Real Data

- [https://osp.stat.gov.lt/statistiniu-rodikliu-analize?hash=b6dcd0f9-dd87-428e-a0d6-13d429b532a4#/#/](https://osp.stat.gov.lt/statistiniu-rodikliu-analize?hash=b6dcd0f9-dd87-428e-a0d6-13d429b532a4#/)

osp.stat.gov.lt/statistiniu-rodikliu-analize?hash=b6dcd0f9-dd87-428e-a0d6-13d429b532a4#/#/

Search for indicators ...

Modern Lithuania

Search by theme

Search by region

Search by letter

Search by dimension

Table customization

Resident population at the beginning of the month

	Resident population at the beginning of the month persons ^{1,2}
2023M09	2.866,965*
2023M08	2.866,165*
2023M07	2.864,906*

Open data repositories

The screenshot shows the homepage of data.Brno. At the top left is the logo 'data.Brno' with a red bar chart icon. To the right is a navigation menu with links: 'TOPICS', 'ARTICLES', 'DATA', 'BRNO IN NUMBERS', and 'ABOUT'. Further right is the 'BRNO' logo with a Czech flag icon. Below the navigation is a red banner with the text 'Brno data, all in one place.' Underneath is a search bar with the placeholder text 'Search data...' and a red button labeled 'ENTER CATALOG'. Below the search bar is a row of seven category tiles, each with an icon and a title: 'PEOPLE AND HOUSING' (people icon), 'TRANSPORT' (car icon), 'CITY ECONOMY AND BUSINESSES' (chart icon), 'ENVIRONMENT AND NATURE' (recycling icon), 'LEISURE TIME' (heart icon), 'PUBLIC SERVICES' (hand icon), and 'INFRASTRUCTURE AND THE CITY DEVELOPMENT' (building icon). At the bottom is a large banner for 'BRNO IN NUMBERS 2022' with a stylized cityscape illustration.

data.Brno

TOPICS ▾ ARTICLES DATA BRNO IN NUMBERS ABOUT

BRNO

Brno data, all in one place.

Search data... ENTER CATALOG

PEOPLE AND HOUSING

TRANSPORT

CITY ECONOMY AND BUSINESSES

ENVIRONMENT AND NATURE

LEISURE TIME

PUBLIC SERVICES






INFRASTRUCTURE AND THE CITY DEVELOPMENT

BRNO IN NUMBERS 2022

<https://datahub.brno.cz/>

Home / Datasets

Search Result For

-  Datasets (285)
-  Library (1357)
-  Laws (175)
-  Profiles (4)
-  Maps (6)

Clear Search Results

Filters

Country

Language

Search datasets...



1,827 datasets found

Order by: Relevance

Country: vn

Global Data Barometer Country Report - Vietnam

  Viet Nam  Analysis, discussion papers, and blogs  Sinar Project , Global Data Barometer, D4D.net, D4D ASIA HUB  2022  Access to information, Administration, Education and training, Government, Government services

This Global Data Barometer Country profile for Vietnam provides a quick overview of the strengths and weaknesses with regards to data capabilities, governance, availability and ...

PDF

Managing Water Scarcity in Asia and the Pacific - A Summary: Trends, Experiences and Recommendations for a Resilient Future

You can use AI !!!

- Google search is obviously AI too
- E.g. ChatGPT
- <https://chat.openai.com/>
- tell me about some sources about social and political data in Nigeria?
- It is necessary to check the results

Typical scenarios

- Excel (xls, xlsx)
- SPSS (sav), Stata (dta), R (rdata)
- CSV, TXT
- XML
- JSON

Examples

Comparative and Historical Data Files:

- All Data, FIW 2013-2023 (Excel Download)
- Country and Territory Ratings and Statuses, 1973-2023 (Excel Download)
- Aggregate Category and Subcategory Scores, 2003-2023 (Excel Download)
- List of Electoral Democracies, FIW 2023 (Excel Download)

Population

- Population, surface area and density
[PDF](#) | [CSV](#) Updated: 18-Oct-2022
- International migrants and refugees
[PDF](#) | [CSV](#) Updated: 18-Oct-2022
- Population growth, fertility, life expectancy and mortality
[PDF](#) | [CSV](#) Updated: 18-Oct-2022
- Population in the capital city, urban and rural areas
[PDF](#) | [CSV](#)

Texts adopted by the European Parliament -

This dataset contains the list of texts adopted by the European non-legislative resolutions, legislative acts, opinions, declaratio recommendations, etc. This dataset is part of a series that is sp

[CSV](#)[TTL](#)[RDF/XML](#)

Release 16 (September 8, 2022)

[Documentation: Codebook and Appendices](#) 

[SPSS .sav](#) 

[STATA .dta](#) 

[R .rdata](#) 

[Excel](#) 

Excel Workbook (*.xlsx)

Excel Binary Workbook (*.xlsb)

Excel 97-2003 Workbook (*.xls)

CSV UTF-8 (Comma delimited) (*.csv)

XML Data (*.xml)

Single File Web Page (*.mht, *.mhtml)

Web Page (*.htm, *.html)

Excel Template (*.xltx)

Excel Macro-Enabled Template (*.xltn)

Excel 97-2003 Template (*.xlt)

Text (Tab delimited) (*.txt)

Unicode Text (*.txt)

XML Spreadsheet 2003 (*.xml)

Microsoft Excel 5.0/95 Workbook (*.xls)

CSV (Comma delimited) (*.csv)

Formatted Text (Space delimited) (*.prn)

Text (Macintosh) (*.txt)

Text (MS-DOS) (*.txt)

CSV (Macintosh) (*.csv)

CSV (MS-DOS) (*.csv)

DIF (Data Interchange Format) (*.dif)

SYLK (Symbolic Link) (*.slk)

Excel Add-in (*.xlam)

Excel 97-2003 Add-in (*.xla)

PDF (*.pdf)

XPS Document (*.xps)

Strict Open XML Spreadsheet (*.xlsx)

SPSS

DATA SET

Merged Round 8 data (34 countries) (2022)

9 Mar 2023

Download ↓

Please note that the data is in .SAV format and you will need to have **SPSS Software** installed on your machine.

SPSS is available at the MU website (see next page)

SPSS to excel online conversion: <https://secure.ncounter.de/spssconverter>

- <https://inet.muni.cz/?idr=ict.soft&pk=u&x=0&y=500>

— HR Management → personal and unit overviews

+ Wage management → wage overviews

+ Certificates → certificates overview and administration

Economics and accounting → bank, cash desk, accounting, business trips, SUPO, assets, financial control, ExIS

+ Accounting statements → accounting and budget statements of orders and units

+ Business trips → electronic records and management of business trips

+ SUPO → personal clearing at MU

+ Central Purchasing

+ Asset records → data input and c

+ Claims → EIS Magion superstructu

+ Financial control → set of applica

Operational services → telephony, i

+ Telephony → application subyste

+ University computer rooms →


+ Administration of real estate →

+ Keys records and administration

+ Emergency → employee emergen

+ Photos and ID Cards → photogr

+ Software → Registered and invent

▶ Software offer → 

▶ Personal overview of licences














▶ Applications for software adm

▶ Licence assignment → i

▶ Licence overview → ove

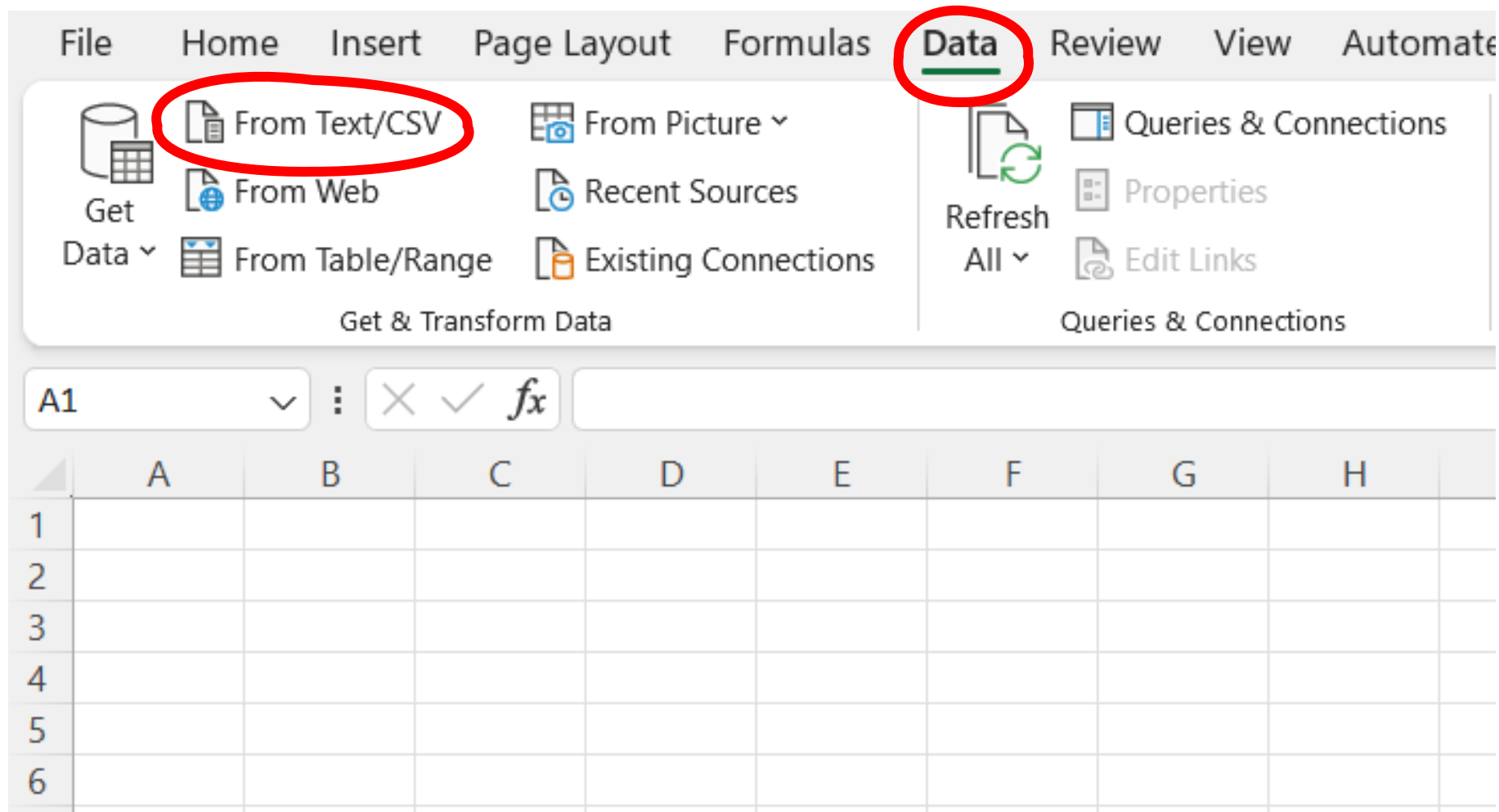
▶ Installation media → installation media on offer

▶ Computer groups → organization and administration of computer groups

▼ IBM					
SPSS Data Access Pack 6.1	EN - Anglická verze	Akademická multilicence pro MU 2012			 Obtain
SPSS Data Access Pack 6.1 with sp3	EN - Anglická verze	Akademická multilicence pro MU 2013			 Obtain
SPSS Data Access Pack 7.1	EN - Anglická verze	Akademická multilicence pro MU 2014			 Obtain
SPSS Modeler 18.1.1	EN - Anglická verze	Akademická licence pro MU 2023		01.02.2024	 Obtain
SPSS Modeler 18.2.1	EN - Anglická verze	Akademická licence pro MU 2023		01.02.2024	 Obtain
SPSS Modeler 18.3	EN - Anglická verze	Akademická licence pro MU 2023		01.02.2024	 Obtain
SPSS Modeler 18.4	EN - Anglická verze	Akademická licence pro MU 2023		01.02.2024	 Obtain
SPSS Statistics 25 Fix Pack	EN - Anglická verze	Fix Packs pro SPSS 25			 Obtain
SPSS Statistics 26	EN - Anglická verze	Akademická licence pro MU 2023		01.02.2024	 Obtain
SPSS Statistics 27	EN - Anglická verze	Akademická licence pro MU 2023		01.02.2024	 Obtain
SPSS Statistics 28	EN - Anglická verze	Akademická licence pro MU 2023		01.02.2024	 Obtain
SPSS Statistics 28 Fix Pack	EN - Anglická verze	Fix Pack pro SPSS 28			 Obtain
SPSS Statistics 29	EN - Anglická verze	Akademická licence pro MU 2023		01.02.2024	 Obtain

▼ IONDEV SRL

CSV



Our example of csv data: <https://data.europarl.europa.eu/en/datasets/texts-adopted-by-the-european-parliament-year2023/26>

File Home Insert Page Layout Formulas **Data** Review View Automate Developer Help LightPDF Acrobat

Get Data: From Text/CSV, From Web, From Table/Range, From Picture, Recent Sources, Existing Connections

Queries & Connections: Refresh All, Queries & Connections, Properties, Edit Links

Data Types: Stocks (En...), Currencies...

Sort & Filter: Sort, Filter

A1

Import Data

« politologie » vyuka » vizualizace

Search vizualizace

Organize New folder

- Pictures
- Music
- Videos
- savegames
- vizualizace**
- programy
- Screenshots
- Creative Cloud Files

Name

- adopted-texts_2023_26_en
- data

File name: adopted-texts_2023_26_en

Text Files

Tools Import Cancel

Split column into more columns

The screenshot shows the Microsoft Excel ribbon with the 'Data' tab selected. The 'Text to Columns' button in the 'Data Tools' group is circled in red. Below the ribbon, a portion of an Excel spreadsheet is visible, showing a table with columns for document identifiers and their corresponding URIs.

document_corrigenda_pdf	document_direct	document_adop	document_proce	document_ep_n	document_URI	document_subject_matter
2023-0003-	http://publications.europa.eu/resource/authority/subject-matter/DECH	https://data.europa.eu/PE719.861	https://data.europa.eu/PE736.670	https://data.europa.eu/PE740.540	https://data.europa.eu/PE735.816	http://publications.europa.eu/resource/authority/subject-matter/DECH
2023-0001-	http://publications.europa.eu/resource/authority/subject-matter/PDON; http://publications.europa.eu/resource/authority/subject-matter/EXT; http://publications.europa.eu/resource/authority/subject-matter/BCE; http://publications.europa.eu/resource/authority/subject-matter/DECH	https://data.europa.eu/PE719.861	https://data.europa.eu/PE736.670	https://data.europa.eu/PE740.540	https://data.europa.eu/PE735.816	http://publications.europa.eu/resource/authority/subject-matter/PDON; http://publications.europa.eu/resource/authority/subject-matter/EXT; http://publications.europa.eu/resource/authority/subject-matter/BCE; http://publications.europa.eu/resource/authority/subject-matter/DECH
2023-0002-	http://publications.europa.eu/resource/authority/subject-matter/EXT; http://publications.europa.eu/resource/authority/subject-matter/BCE; http://publications.europa.eu/resource/authority/subject-matter/DECH	https://data.europa.eu/PE719.861	https://data.europa.eu/PE736.670	https://data.europa.eu/PE740.540	https://data.europa.eu/PE735.816	http://publications.europa.eu/resource/authority/subject-matter/EXT; http://publications.europa.eu/resource/authority/subject-matter/BCE; http://publications.europa.eu/resource/authority/subject-matter/DECH
2023-0057-	http://publications.europa.eu/resource/authority/subject-matter/BCE; http://publications.europa.eu/resource/authority/subject-matter/DECH	https://data.europa.eu/PE719.861	https://data.europa.eu/PE736.670	https://data.europa.eu/PE740.540	https://data.europa.eu/PE735.816	http://publications.europa.eu/resource/authority/subject-matter/BCE; http://publications.europa.eu/resource/authority/subject-matter/DECH

The 'Convert Text to Columns Wizard - Step 1 of 3' dialog box is shown. It indicates that the data is 'Fixed Width'. The 'Delimited' radio button is selected. A preview of the data is shown at the bottom, and the 'Next >' button is circled in red.

Convert Text to Columns Wizard - Step 1 of 3

The Text Wizard has determined that your data is Fixed Width.

If this is correct, choose Next, or choose the data type that best describes your data.

Original data type

Choose the file type that best describes your data:

- Delimited - Characters such as commas or tabs separate each field.
- Fixed width - Fields are aligned in columns with spaces between each field.

Preview of selected data:

1	document_subject_matter
2	http://publications.europa.eu/resource/authority/subject-matter/DECH
3	http://publications.europa.eu/resource/authority/subject-matter/PDON; http://publications.europa.eu/resource/authority/subject-matter/EXT; http://publications.europa.eu/resource/authority/subject-matter/BCE; http://publications.europa.eu/resource/authority/subject-matter/DECH
4	http://publications.europa.eu/resource/authority/subject-matter/EXT; http://publications.europa.eu/resource/authority/subject-matter/BCE; http://publications.europa.eu/resource/authority/subject-matter/DECH
5	http://publications.europa.eu/resource/authority/subject-matter/BCE; http://publications.europa.eu/resource/authority/subject-matter/DECH
6	

Buttons: Cancel, < Back, **Next >**, Finish

The 'Convert Text to Columns Wizard - Step 2 of 3' dialog box is shown. The 'Other' checkbox is selected with a forward slash as the delimiter. The 'Finish' button is circled in red.

Convert Text to Columns Wizard - Step 2 of 3

This screen lets you set the delimiters your data contains. You can see how your text is affected in the preview below.

Delimiters

- Tab
- Semicolon
- Comma
- Space
- Other: /

Treat consecutive delimiters as one

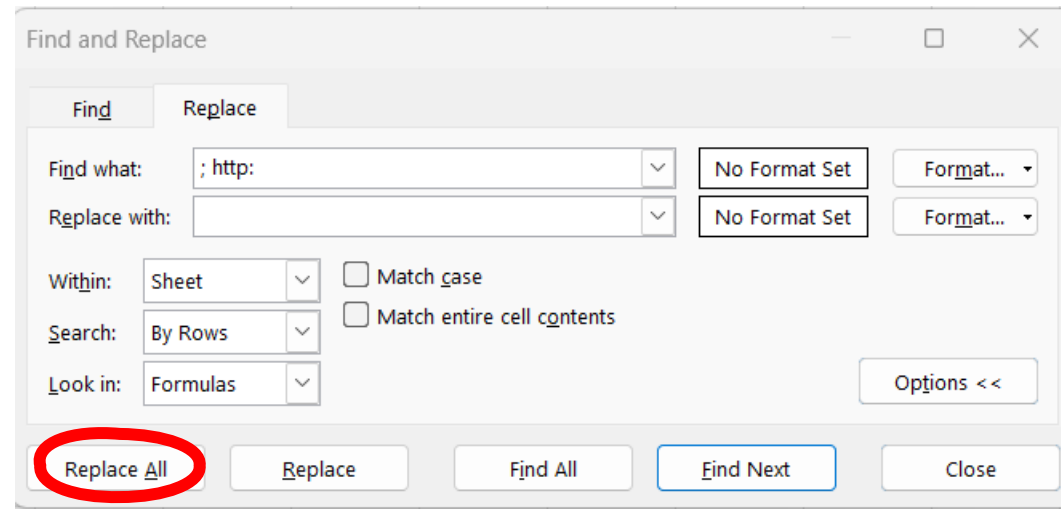
Text qualifier: "

Data preview

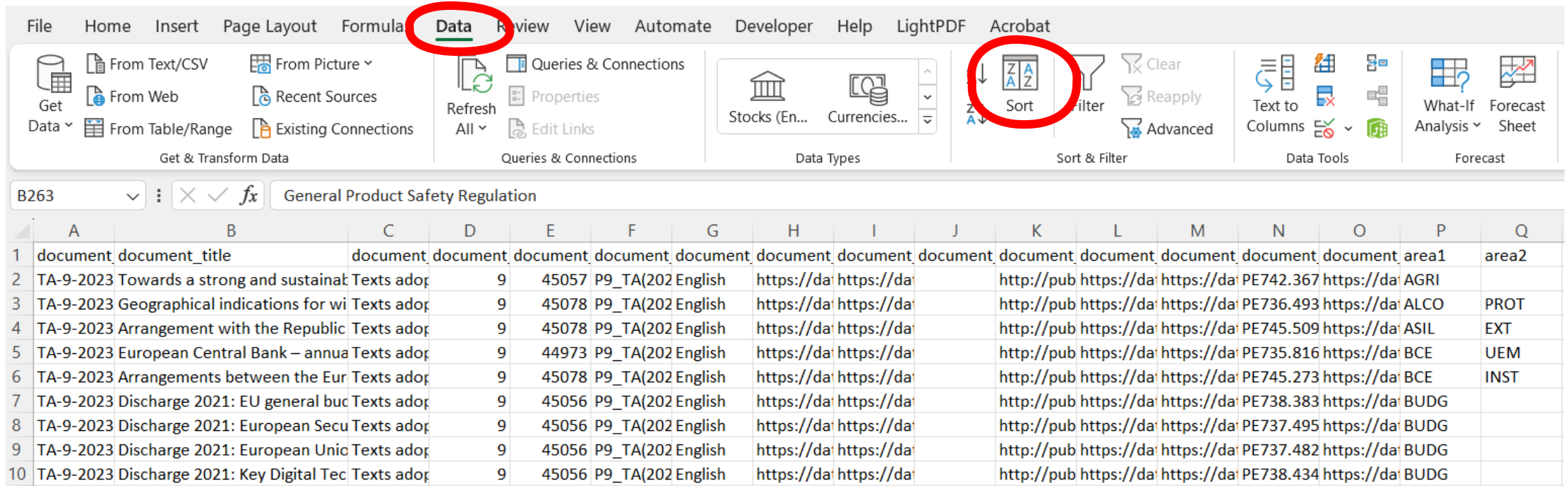
document_subject_matter				
http:	publications.europa.eu	resource	authority	subject-matter
http:	publications.europa.eu	resource	authority	subject-matter
http:	publications.europa.eu	resource	authority	subject-matter
http:	publications.europa.eu	resource	authority	subject-matter

Buttons: Cancel, < Back, Next >, **Finish**

Cleaning (ctr+h)

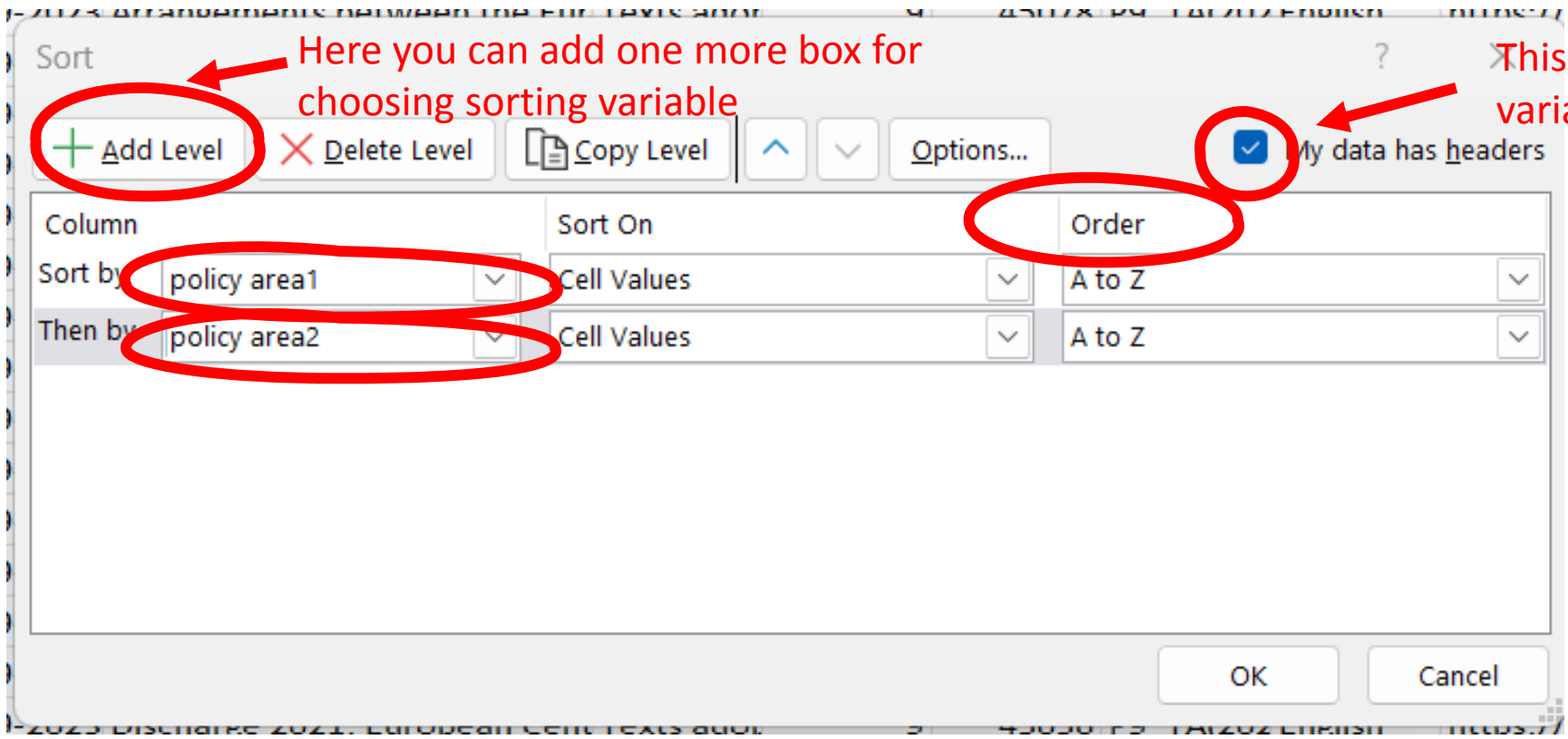


Sorting



The screenshot displays the Microsoft Excel interface. The 'Data' tab is selected on the ribbon, and the 'Sort' button is highlighted with a red circle. Below the ribbon, a data table is visible with the following content:

	A	B	C	D	E	F	G	H	I	J	K	L	M	N	O	P	Q
1	document	document_title	document	document	document	document	document	document	document	document	document	document	document	document	document	area1	area2
2	TA-9-2023	Towards a strong and sustaina	Texts adop	9	45057	P9_TA(202	English	https://da	https://da		http://pub	https://da	https://da	PE742.367	https://da	AGRI	
3	TA-9-2023	Geographical indications for wi	Texts adop	9	45078	P9_TA(202	English	https://da	https://da		http://pub	https://da	https://da	PE736.493	https://da	ALCO	PROT
4	TA-9-2023	Arrangement with the Republic	Texts adop	9	45078	P9_TA(202	English	https://da	https://da		http://pub	https://da	https://da	PE745.509	https://da	ASIL	EXT
5	TA-9-2023	European Central Bank – annua	Texts adop	9	44973	P9_TA(202	English	https://da	https://da		http://pub	https://da	https://da	PE735.816	https://da	BCE	UEM
6	TA-9-2023	Arrangements between the Eur	Texts adop	9	45078	P9_TA(202	English	https://da	https://da		http://pub	https://da	https://da	PE745.273	https://da	BCE	INST
7	TA-9-2023	Discharge 2021: EU general buc	Texts adop	9	45056	P9_TA(202	English	https://da	https://da		http://pub	https://da	https://da	PE738.383	https://da	BUDG	
8	TA-9-2023	Discharge 2021: European Secu	Texts adop	9	45056	P9_TA(202	English	https://da	https://da		http://pub	https://da	https://da	PE737.495	https://da	BUDG	
9	TA-9-2023	Discharge 2021: European Unio	Texts adop	9	45056	P9_TA(202	English	https://da	https://da		http://pub	https://da	https://da	PE737.482	https://da	BUDG	
10	TA-9-2023	Discharge 2021: Key Digital Tec	Texts adop	9	45056	P9_TA(202	English	https://da	https://da		http://pub	https://da	https://da	PE738.434	https://da	BUDG	



Here you can add one more box for choosing sorting variable

This box has to be marked to see variable names in „sort by“

Computation

	A	B	C	D	E	F	G	H	I	J	K	L	M	N	O	P	Q	R	S	T
1	document	document_title	document	document	document	document	document	document	document	document	document	document	document	document	document	policy area	policy area	policy area3		
2	TA-9-2023	Towards a strong and sustaina	Texts adop	9	45057	P9_TA(202 English	https://da	https://da		http://pub	https://da	https://da	PE742.367	https://da	AGRI					
3	TA-9-2023	Geographical indications for wi	Texts adop	9	45078	P9_TA(202 English	https://da	https://da		http://pub	https://da	https://da	PE736.493	https://da	ALCO	PROT	D-AL			
4	TA-9-2023	Arrangement with the Republic	Texts adop	9	45078	P9_TA(202 English	https://da	https://da		http://pub	https://da	https://da	PE745.509	https://da	ASIL	EXT				
5	TA-9-2023	European Central Bank – annua	Texts adop	9	44973	P9_TA(202 English	https://da	https://da		http://pub	https://da	https://da	PE735.816	https://da	BCE	UEM				
6	TA-9-2023	Arrangements between the Eur	Texts adop	9	45078	P9_TA(202 English	https://da	https://da		http://pub	https://da	https://da	PE745.273	https://da	BCE	INST				
7	TA-9-2023	Discharge 2021: EU general buc	Texts adop	9	45056	P9_TA(202 English	https://da	https://da		http://pub	https://da	https://da	PE738.383	https://da	BUDG					
8	TA-9-2023	Discharge 2021: European Secu	Texts adop	9	45056	P9_TA(202 English	https://da	https://da		http://pub	https://da	https://da	PE737.495	https://da	BUDG					
9	TA-9-2023	Discharge 2021: European Unic	Texts adop	9	45056	P9_TA(202 English	https://da	https://da		http://pub	https://da	https://da	PE737.482	https://da	BUDG					

Subtotal

At each change in:
policy area1

Use function:
Count

Add subtotal to:

- document_procedure
- document_ep_number
- document_URI
- policy area1
- policy area2
- policy area3

Replace current subtotals

Page break between groups

Summary below data

Remove All OK Cancel

Grouping variable: for what categories we want to make the computation

Way of computation: what kind of number we want (sum, count, mean, min, max, SD)

Sum: the ammount which you have to pay in shop is sum of prices of pieces in your shoppingcart

Count: number of pieces in your shoppingcart

Mean: average price of pieces (e.g. 20, 30, 50, 100 mean is $(20+30+50+100)/4 = 50$)

SD: mean deviation of values around the mean $(50-20) + (50-30) + (50-50) + (100-50)/4 = 25$
(real calculation works with squareroot of exposed numbers)

What you want to count

Result

- It is not over yet

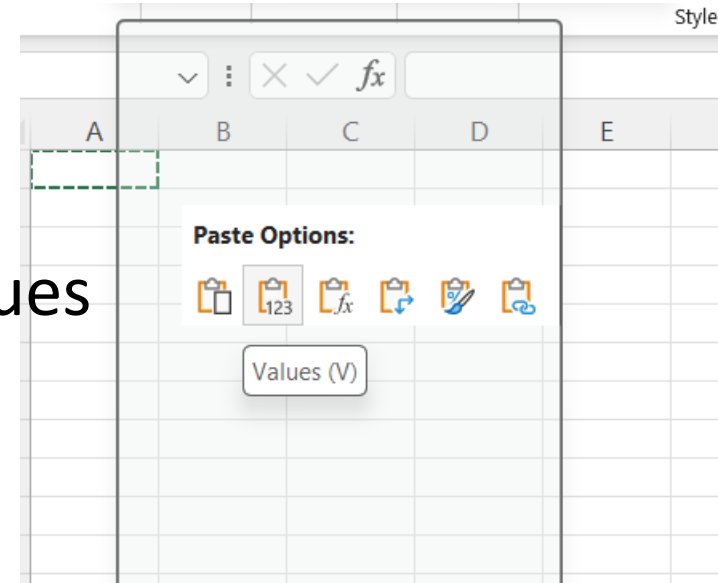
File Home Insert Page Layout Formulas **Data** Review View Automate Developer Help LightPDF Acrobat

Get Data From Text/CSV From Web From Table/Range From Picture Recent Sources Existing Connections Refresh All Queries & Connections Properties Edit Links Stocks (En... Currencies... Sort Filter Filter Clear Reapply Advanced Text to Columns What-If Analysis Forecast Sheet

01 document_URI

	A	B	C	D	E	F	G	H	I	J	K	L	M	N	O	P
1	document	document_title	document	document	document	document	document	document	document	document	document	document	document	document	document	policy area
2	TA-9-2023	Towards a strong and sustaina	Texts adop	9	45057	P9_TA(202	English	https://da	https://da		http://pub	https://da	https://da	PE742.367	https://da	AGRI
3															AGRI Cour	1
4	TA-9-2023	Geographical indications for wi	Texts adop	9	45078	P9_TA(202	English	https://da	https://da		http://pub	https://da	https://da	PE736.493	https://da	ALCO
5															ALCO Cou	1
6	TA-9-2023	Arrangement with the Republic	Texts adop	9	45078	P9_TA(202	English	https://da	https://da		http://pub	https://da	https://da	PE745.509	https://da	ASIL
7															ASIL Coun	1
8	TA-9-2023	European Central Bank – annua	Texts adop	9	44973	P9_TA(202	English	https://da	https://da		http://pub	https://da	https://da	PE735.816	https://da	BCE
9	TA-9-2023	Arrangements between the Eur	Texts adop	9	45078	P9_TA(202	English	https://da	https://da		http://pub	https://da	https://da	PE745.273	https://da	BCE
10															BCE Count	2
11	TA-9-2023	Discharge 2021: EU general buc	Texts adop	9	45056	P9_TA(202	English	https://da	https://da		http://pub	https://da	https://da	PE738.383	https://da	BUDG
12	TA-9-2023	Discharge 2021: European Secu	Texts adop	9	45056	P9_TA(202	English	https://da	https://da		http://pub	https://da	https://da	PE737.495	https://da	BUDG
13	TA-9-2023	Discharge 2021: European Unic	Texts adop	9	45056	P9_TA(202	English	https://da	https://da		http://pub	https://da	https://da	PE737.482	https://da	BUDG
14	TA-9-2023	Discharge 2021: Key Digital Tec	Texts adop	9	45056	P9_TA(202	English	https://da	https://da		http://pub	https://da	https://da	PE738.434	https://da	BUDG
15	TA-9-2023	Discharge 2021: EU general buc	Texts adop	9	45056	P9_TA(202	English	https://da	https://da		http://pub	https://da	https://da	PE738.384	https://da	BUDG
16	TA-9-2023	Discharge 2021: European Bord	Texts adop	9	45056	P9_TA(202	English	https://da	https://da		http://pub	https://da	https://da	PE737.501	https://da	BUDG

- Copy the results to new sheet and insert them as values
 - Click with right button of mouse
- Select only rows with result
 - Add new empty column
 - Use text to column with „space“ as delimiter
 - Sort data by new column
 - Delete everything without word count (in new column)



Compute percentages

- $=C2/ \$C\$70 * 100$
- \$ allows to calculate values for whole column, but the value in denominator remains the same