

Classification of dental caries

Mount and Hume

Location

1. Occlusal
2. Proximal
3. Cervical

Size

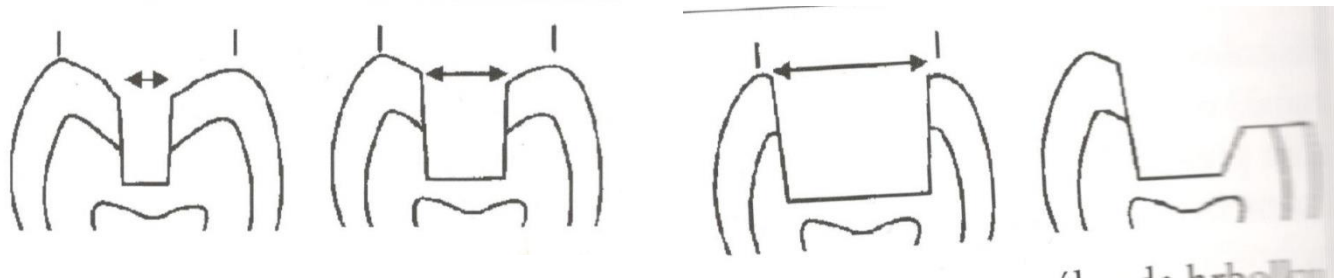
1. Small
2. Medium
3. Big

4. Large

Classification acc. Mount and Hume

I. Class

- 11 composit, amalgam
- 12 composit, amalgam
- 13 metal or adhesive inlay
- 14 Metal or adhesive onlay or amalgam with cusp replacement



Amalgam	+	+	-	-
	-			+
Inlay metal	-	-	+	+
Composit	+	+ -	-	-
Adhesive inlay	-	+	+	+

Indications of dental materials

Consideration

- Caries -Size - Location
- Regional circumstances
- Intermaxillary relations Bite forces
- Patient -General health -Cooperation

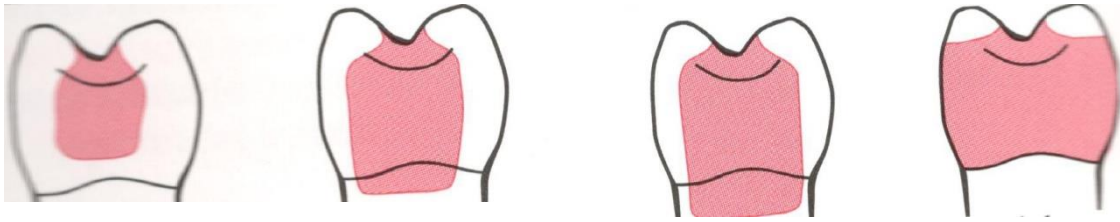


Choice of the material

Classification acc. Mount and Hume

Posterior teeth

- 21 – composit, amalgam
- 22 – composit, amalgam, adhesive inlay, metal inlay
- 23 – amalgam, adhesive or metal inlay
- 24 – metal or adhesive inlay



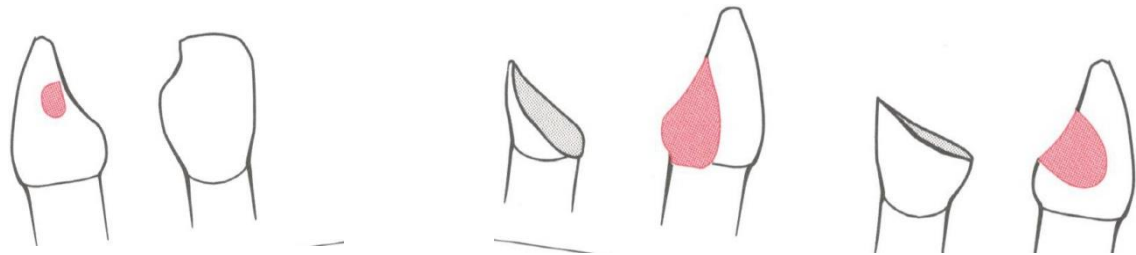
Amalgam	+	+	+ -	-
Inlay metal	+	+	+	+
Composit	- +	-	-	-
Adhesive inlay	+	- ?	-	+

Classification acc. Mount and Hume anterior teeth

- 21,22,23 – composit

GIC – patients with worse cooperation (disabled, oral hygiene)

24 composit (loss of incisal edge)



Composit

+

+

-

+

-

+

GIC

-

-

-

+

-

+

Veneer

-

- (+)

-

-

-

-

Crown

-

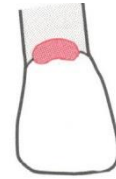
-

+

+

+

+



Amalgam

-

-

-

-

GIC

(+)

+

+

Composit

+

+

+

Golden filling

(cohesive gold)

+

+

+