

		čas(time)=5 Descriptive Statistics (inulin cely_corr_2020)								
Variable	Valid N	Mean	Median	Mode	Frequency of Mode	Minimum	Maximum	Lower Quartile	Upper Quartile	Std.Dev.
kontroly(controls)	18	20,67222	20,00000	20,00000	3	18,90000	26,70000	19,60000	20,90000	1,990804
podvaz(experimental)	20	21,71500	21,30000	Multiple	3	20,10000	24,20000	20,85000	22,75000	1,198804

		čas(time)=10 Descriptive Statistics (inulin cely_corr_2020)								
Variable	Valid N	Mean	Median	Mode	Frequency of Mode	Minimum	Maximum	Lower Quartile	Upper Quartile	Std.Dev.
kontroly(controls)	7	15,25714	15,40000	15,40000	2	10,20000	18,60000	15,30000	16,00000	2,508557
podvaz(experimental)	12	17,93333	18,10000	18,30000	2	15,30000	20,80000	16,95000	18,85000	1,459348

		čas(time)=15 Descriptive Statistics (inulin cely_corr_2020)								
Variable	Valid N	Mean	Median	Mode	Frequency of Mode	Minimum	Maximum	Lower Quartile	Upper Quartile	Std.Dev.
kontroly(controls)	11	10,08182	9,60000	Multiple	1	7,30000	13,90000	8,60000	11,20000	2,139541
podvaz(experimental)	17	14,43529	15,10000	15,90000	3	10,00000	18,70000	12,40000	15,90000	2,566355

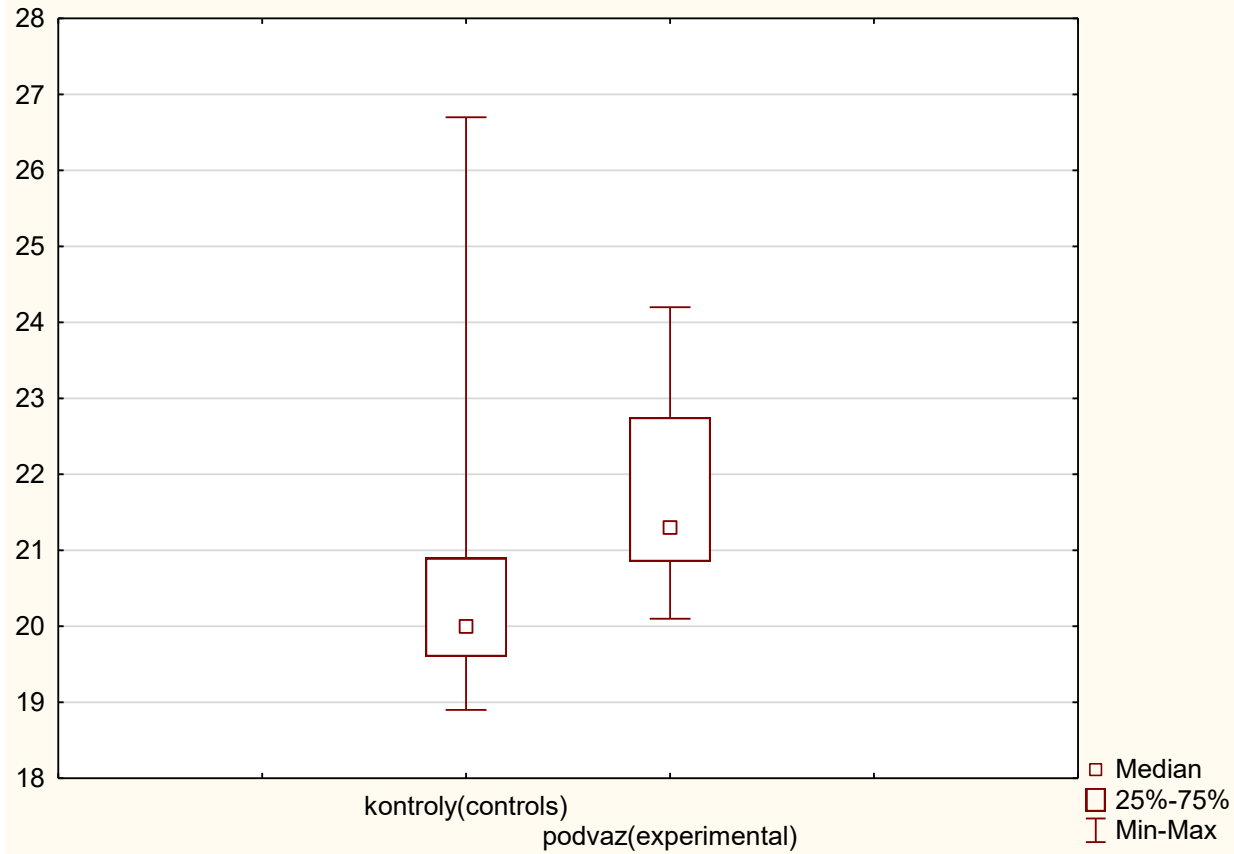
		čas(time)=20 Descriptive Statistics (inulin cely_corr_2020)								
Variable	Valid N	Mean	Median	Mode	Frequency of Mode	Minimum	Maximum	Lower Quartile	Upper Quartile	Std.Dev.
kontroly(controls)	3	7,56667	9,10000	Multiple	1	4,200000	9,40000	4,20000	9,40000	2,919475
podvaz(experimental)	4	12,10000	13,45000	Multiple	1	7,300000	14,20000	10,20000	14,00000	3,232130

		čas(time)=30 Descriptive Statistics (inulin cely_corr_2020)								
Variable	Valid N	Mean	Median	Mode	Frequency of Mode	Minimum	Maximum	Lower Quartile	Upper Quartile	Std.Dev.
kontroly(controls)	19	5,616842	5,100000	5,100000	3	3,100000	10,50000	4,200000	6,100000	1,871259
podvaz(experimental)	20	8,520000	8,750000	8,900000	4	4,500000	10,40000	8,100000	9,250000	1,253878

Srovnání dvojic v jednotlivých časových bodech: Wilcoxonův párový test / Comparison of pairs in different time points: Wilcoxon matched pairs test:

5 min

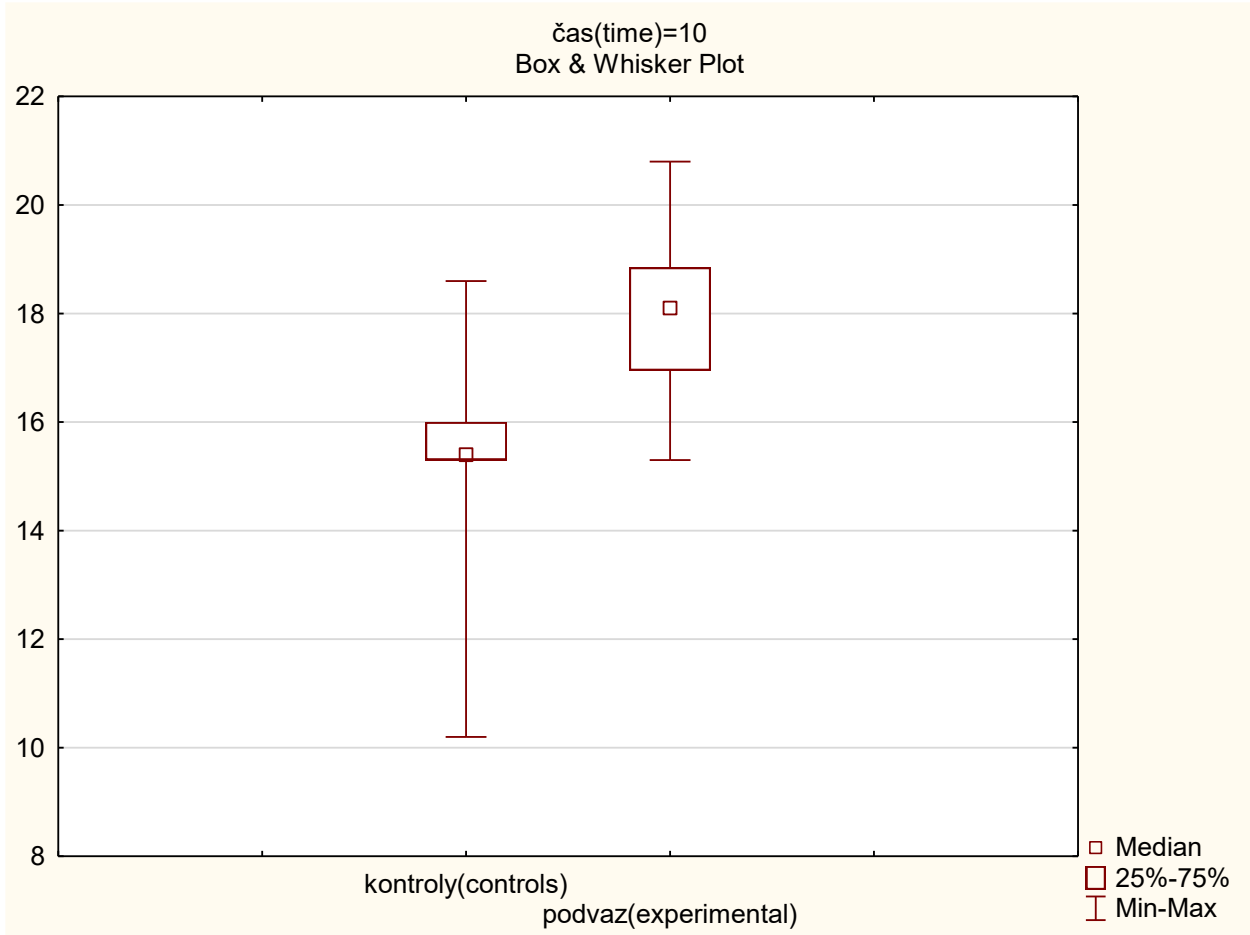
čas(time)=5  
Box & Whisker Plot



čas(time)=5  
Wilcoxon Matched Pairs Test (inulin cely\_corr\_2020)  
Marked tests are significant at p <,05000

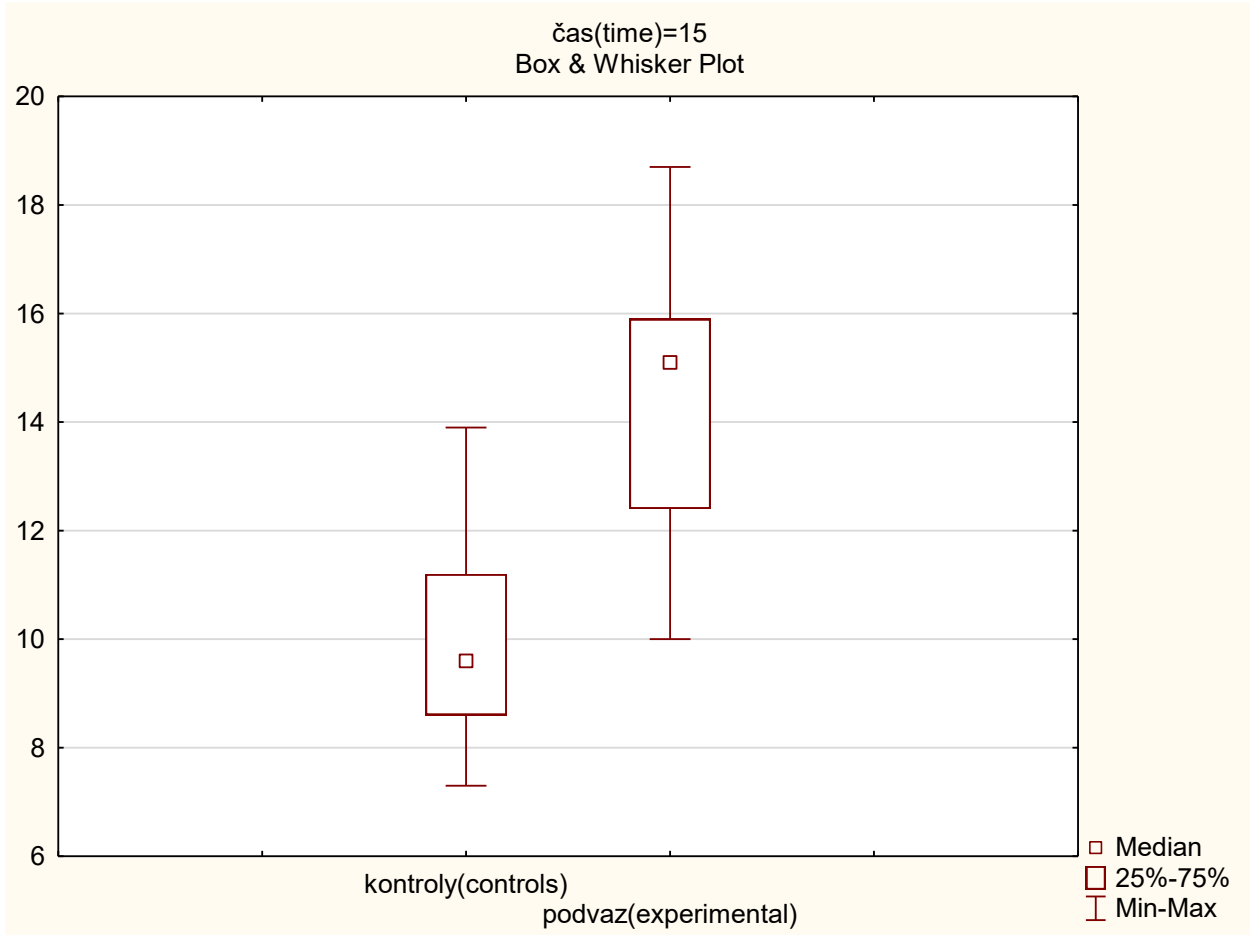
Pair of Variables	Valid N	T	Z	p-value
kontroly(controls) & podvaz(experimental)	18	19,00000	2,896099	0,003779

10 min



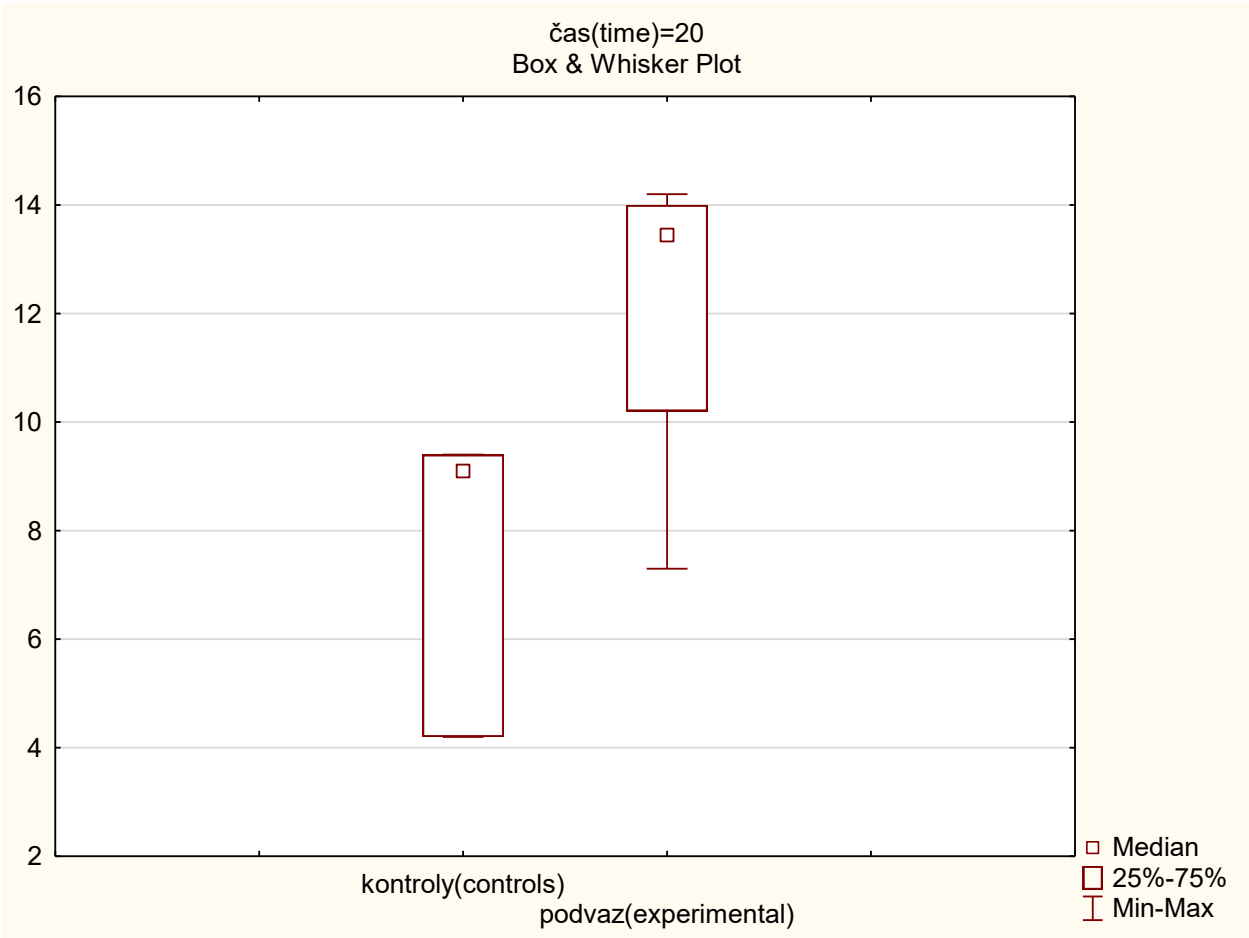
		čas(time)=10 Wilcoxon Matched Pairs Test (inulin cely_corr_2020) Marked tests are significant at p <,05000			
		Valid N	T	Z	p-value
Pair of Variables					
kontroly(controls) & podvaz(experimental)		6	4,000000	1,362770	0,172956

15 min



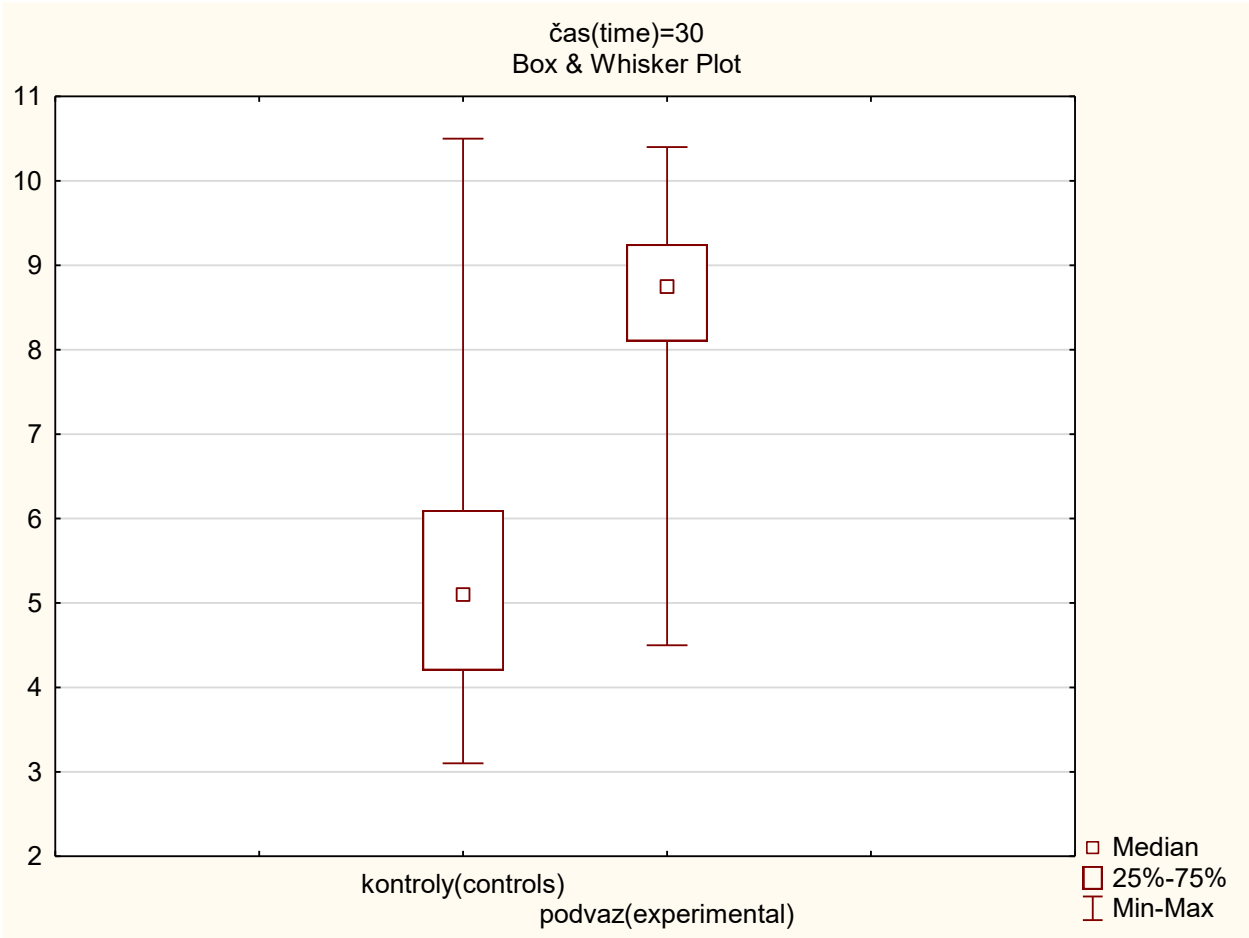
		čas(time)=15 Wilcoxon Matched Pairs Test (inulin cely_corr_2020) Marked tests are significant at p <,05000			
		Valid N	T	Z	p-value
Pair of Variables					
kontrolly(controls) & podvaz(experimental)		11	5,000000	2,489504	0,012793

20 min



		čas(time)=20 Wilcoxon Matched Pairs Test (inulin cely_corr_2020) Marked tests are significant at p <,05000			
Pair of Variables		Valid N	T	Z	p-value
kontroly(controls) & podvaz(experimental)		2	0,00	1,341641	0,179713

30 min



		čas(time)=30 Wilcoxon Matched Pairs Test (inulin cely_corr_2020) Marked tests are significant at p <,05000			
		Valid N	T	Z	p-value
Pair of Variables					
kontroly(controls) & podvaz(experimental)		19	15,50000	3,199253	0,001378