


SPECIFIC NEEDS IN MATHEMATICS, PART 4

IRENA BUDÍNOVÁ

1

TEACHING AIDS FOR FRACTION

MODEL OF THE
FRACTION AS A PART
OF THE WHOLE



2

FRACTION

Model of fractions

Children encounter a fraction as a part of the whole, notions numerator, denominator, fraction line

Children can compare fractions, reduce or extend them.

Children can add some types of the fractions.

3

FRACTIONS

EXTENDING THE FRACTION



4

FRACTIONS

REDUCING THE FRACTION



5


BASIC KNOWLEDGE OF FRACTIONS

- How explain to pupils what is the fraction a how to work with it? Watch this video:
• <https://www.youtube.com/watch?v=OMSFE6DxG7Y>
- How to help children and how to create a teaching aid for them? Whatch this video:
• <https://www.youtube.com/watch?v=PmWnMtLBJZM>

6

ADDING FRACTIONS


- Adding fractions: $\frac{1}{2} + \frac{1}{4}$



7

ADDING FRACTIONS

- Adding fractions: $\frac{1}{2} + \frac{1}{3}$



8

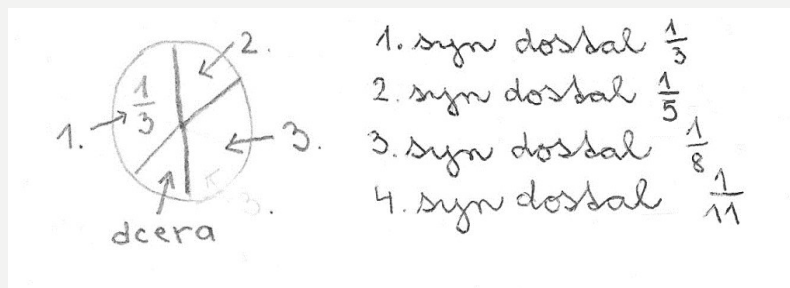
FRACTIONS – WORD PROBLEM

- The oldest son gained one third of the inheritance, the second son gained one third of the rest, the third son gained two thirds of the rest after the second son, and daughter gained the rest of inheritance. Write by the fraction the part of inheritance of each of them.

9

EXAPMLES OF PUPLS' SOLUTIONS

- Wrong solution using the circle model



10

EXAPMLES OF PUPILS' SOLUTIONS

- Wright solution using the linear model.

