

Living tissue as a medium

BIOART

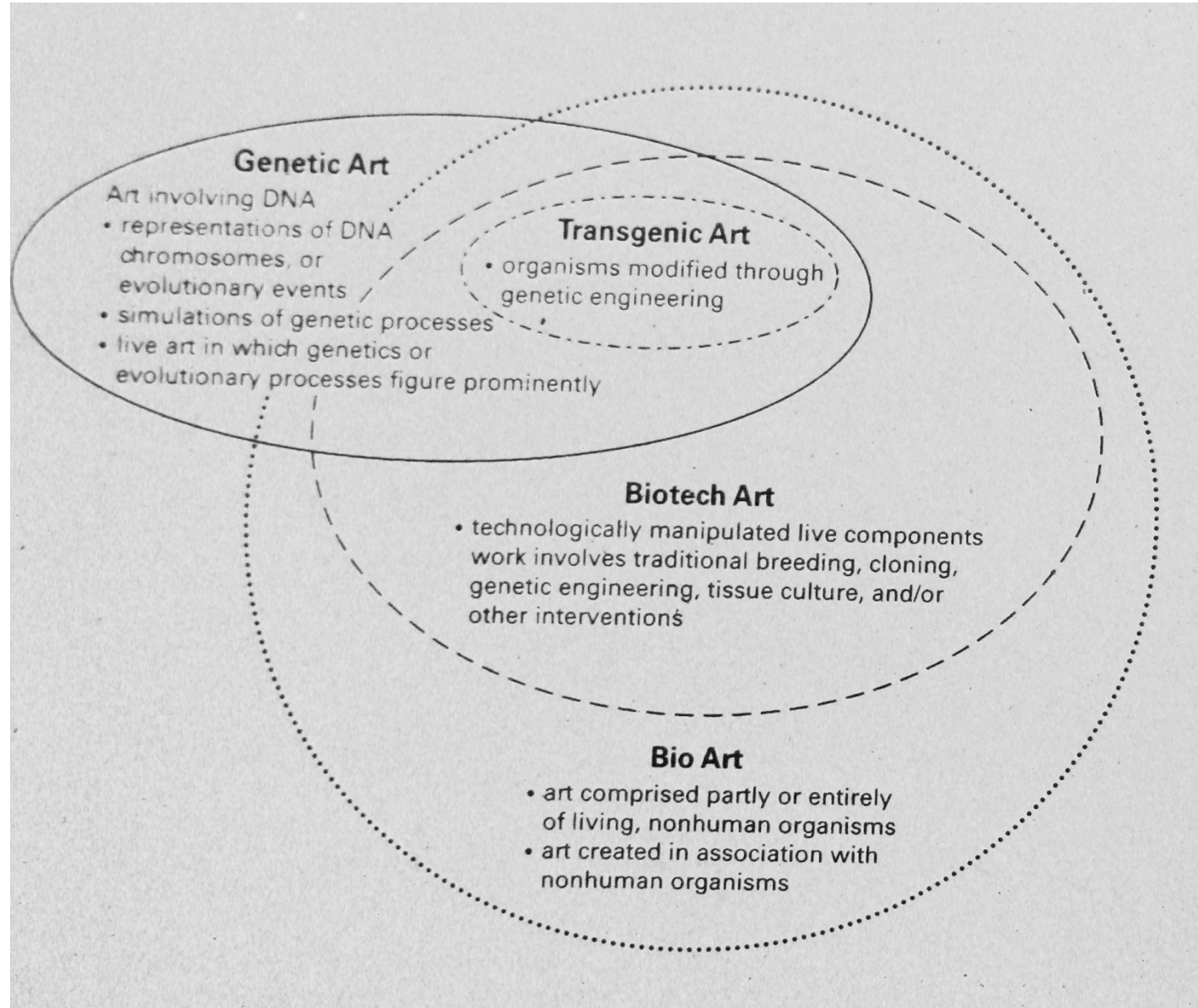
- *“umenie manipulujúce živými procesmi, ... vytvárajúce a transformujúce živé organizmy, ... ktoré nie je reprezentatívne, ale odohráva sa in vivo, stávajúc sa tak súčasťou živej prírody a evolúcie,,*
(E.KAC, Signs of Life, 2006, s. 18)

Bioart

- manipuluje bio-materiálom za účelom navodenia špecifického správania
- používa biotechnológie nezvyčajným alebo subverzívnym spôsobom
- vytvára nové alebo transformuje existujúce živé organizmy


(E.KAC, Signs of Life, 2006, s. 18)

- *bio art (tiež Bio-Art, Bio Art)*
- ***umelecké diela zahŕňajúce:***
- živé organizmy s výnimkou človeka
- diela vytvorené v spolupráci s týmito organizmami



- Pier Luigi CAPUCCI, „A Diagram“, in: Jens HAUSER – Pier Luigi CAPUCCI – Franco TORRIANO (eds.), *Art Biotech*, Bologna: CLUEB 2007, s. 11; cit. dle: George GESSERT, *Green Light. Toward an Art of Evolution*, Cambridge, MA – Londýn: MIT Press 2010, s. 191

E. Kac: (*The Eighth Day*, 2000)




- „Svetielkujúci ekosystém“: <http://www.ekac.org/8thday.html>
- http://www.digitalarti.com/bains_numeriques/en/video/eduardo_kac_the_eight_day

Jun Takita: *Light, Only Light*, 2004–).



<http://archive.fact.co.uk/index.php/objectui/type,vra.vrawork/id,429>

- Shiho Fukuhara and Georg Tremmel:
Biopresence




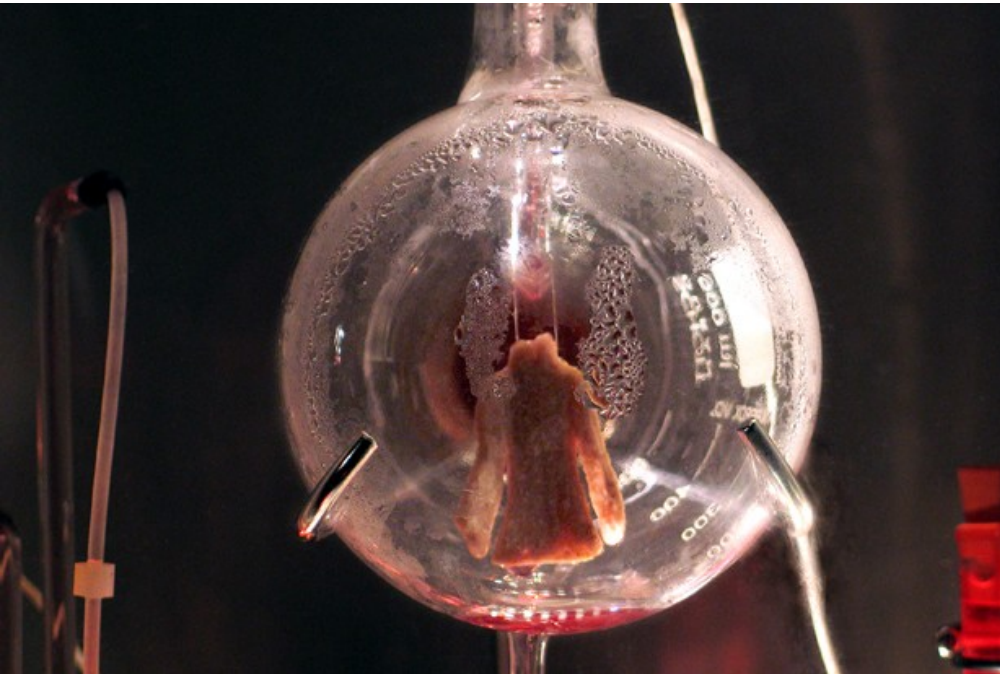
George Gessert: Natural Selection



Hybrid 488


Hybridized 1990, first bloom 1994

**The Tissue Culture & Art Project/Oron Catts, Ionat Zurr:
Victimless Leather:A prototype of a stitch-less jacket grown in a
bioreactor**



Preparing for Victimless Leather project

A layer of pig mesenchymal cells (bone marrow stem cells) grown for six weeks.
Grown during Oron Catts and Ionat Zurr's residency as research fellows at Harvard Medical School (2000-2001)



Vrstva kmeňových buniek kostnej drene z ošípaných

Oron Catts with Victimless Leather: A Prototype of Stitch-less Jacket grown in a Technoscientific "Body".




A Semi-Living Worry Doll by the Tissue Culture and Art Project (Oron Catts and Ionat Zurr)



Oron Catts/Ionatt Zurr: The Semi-Living Worry Dolls: The dolls contained in their mini bioreactors



A Semi-Living Worry Doll by the Tissue Culture and Art Project (Oron Catts and Ionat Zurr) - bioreactor



Semi living worry dolls: feeding protocol

<http://www.youtube.com/watch?v=IOTpT6asopY>


<http://sciencegallery.com/visceral/semi-living-worry-dolls>

SEMI-LIVING WORRY DOLLS: FEEDING PROTOCOL

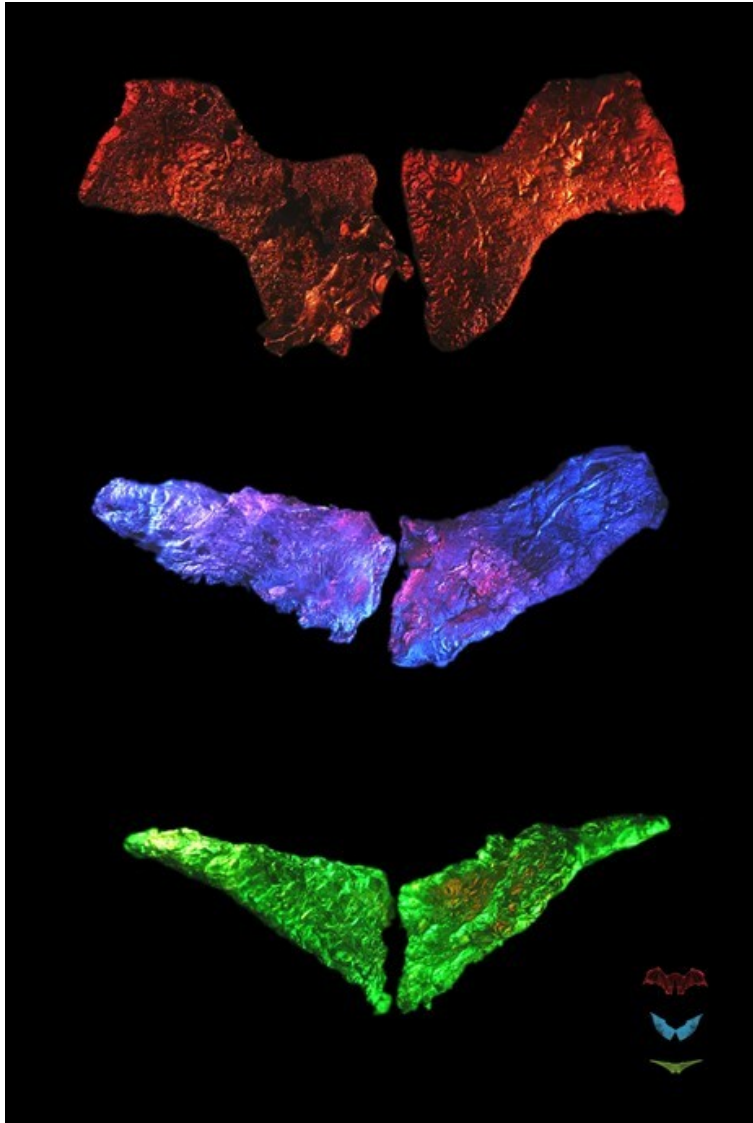


The Human Tissue & Art Project: Pig Wings

The Pig Wings installation -where pig cells are grown into the shape of different types of wings.



Pig Wings: The wings created as part of the Pig Wings project - bat wings, bird wings and ancient reptile wings



The Tissue Culture & Art Project : NoArk II

Hybridomas cells growing in the WAVE bioreactor, next to taxidermy and preserved specimens (2008)




Untitled

Pre-natal sheep skeletal muscle and degradable PGA polymer scaffold.
This is the "Semi-Living Steak" after around 4 months of growth

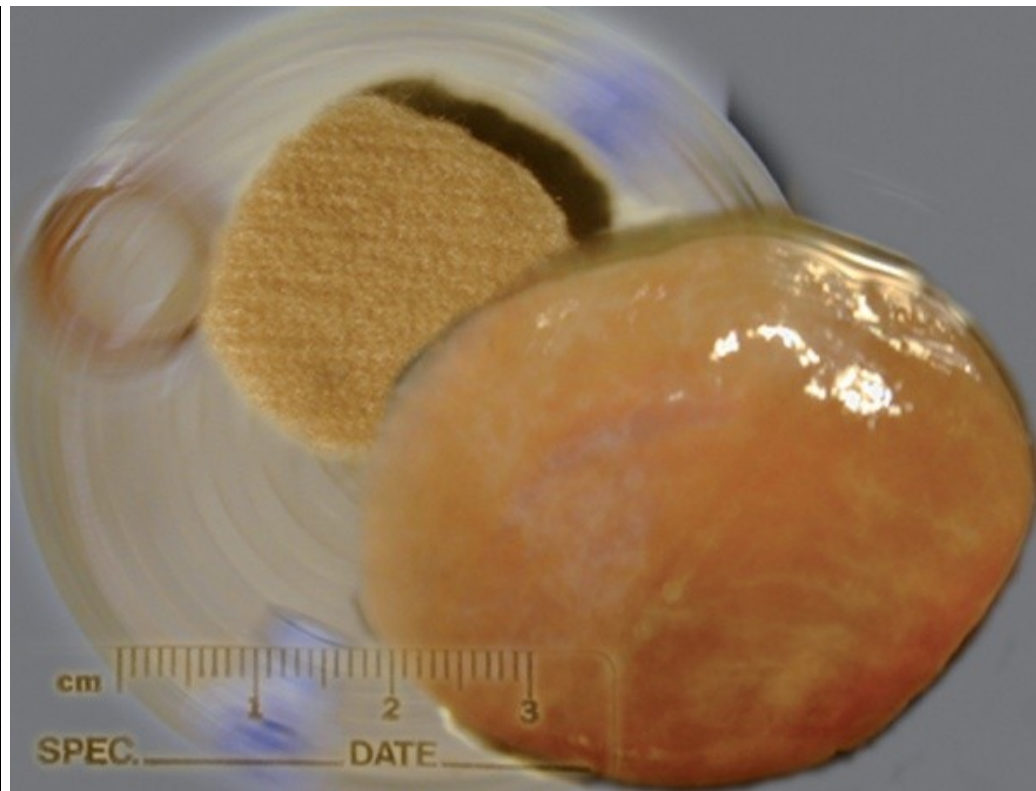


Polymer scaffold before seeding

Growing the semi living steak in a bioreactor



Pre natal sheep skeletal muscle cells cultured onto/into a degradable polymer (PGA) scaffold to create the semi living steak



Untitled

Pre-natal sheep skeletal muscle and degradable PGA polymer scaffold.
This is the "Semi-Living Steak" after around 4 months of growth



**48 Star Flag: Study for What They Want
Made out of tanned human skin. By Andrew Krasnow**



Hamburger 2000

A hamburger made from tanned human skin, containing teeth. By Andrew Krasnow.



**Andrew Krasnow, Palette 1992/1999 human skin, thread, 25 x 21 inches
photo: Dan Miller, Courtesy ADM Project**



Andrew Krasnow's *Hollow Muscle*, a heart made from human skin.



Tissue Bank

A brain cut into pieces at the Tissue Bank, Imperial College London



Tissue Bank. Artists David Marron, and Katharine Dowson in Imperial College's Tissue Bank with Dr Federico Roncaroli looking at brain tissue.



Stelarc: An ear implanted in the forearm of Stelarc (SymbioticA)



<http://www.youtube.com/watch?v=k1AhxTbMdF4>

<http://www.stelarc.va.com.au/projects/earonarm/index.html>

1997: Mouse with human ear



- **Biomediale.** Contemporary Society and Genomic Culture". Edited and curated by Dmitry Bulatov. The National Centre for Contemporary art (Kaliningrad branch, Russia), The National Publishing House "Yantarny Skaz": Kaliningrad, 2004. ISBN 5-7406-0853-7
- <http://biomediale.ncca-kaliningrad.ru/>