

Cantonese II

Lesson 4 – Transportation

Tone check

diu 鷓diu1 □ diu2 吊diu3 diu4 diu5 調diu6

Hai 鬪hai1 喲hai2 hai3 兮hai4 □hai5 係hai6

liu 撩liu1 料liu2 liu3 聊liu4 瞭liu5 廖liu6

kai 溪kai1 啟kai2 契kai3 kai4 kai5 kai6

cyun 川cyun1 喘cyun2 寸cyun3 全cyun4 cyun5 cyun6

fan 婚fan1 粉fan2 瞞fan3 焚fan4 奮fan5 分fan6

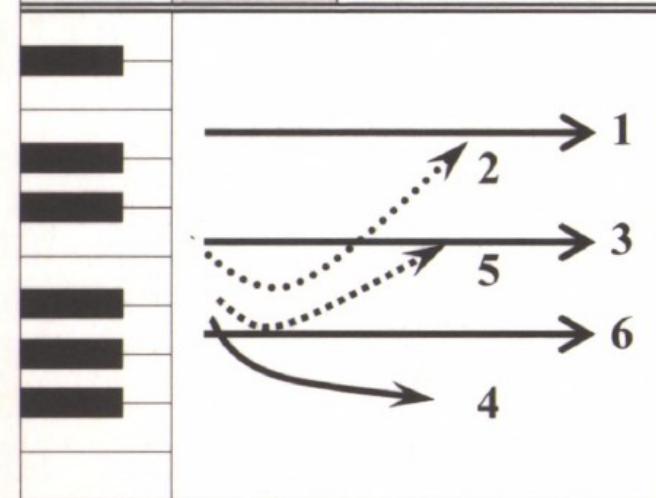
Haa 蝦haa1 吓haa2 嚇haak3 (or 8) 霞haa4 吓haa5 夏haa6

Ziu 蕉ziu1 沼ziu2 照ziu3 ziu4 ziu5 趙ziu6

Soeng 箱soeng1 想soeng2 相soeng3 償soeng4 上soeng5 尚soeng6

吓haa2 haa5 haa1

Six Tones	bc ^① Marks	Pitch
1	—	high level
2	′	high rising
3	◦	mid level
4	\	low falling
5	∨	low rising
6	┌	low level



① The diacritics are devised by the author, Chow Bun Ching

7th, 8th, 9th tone?

Syllable type	Open syllables						Checked syllables		
Tone name	dark flat (陰平)	dark rising (陰上)	dark departing (陰去)	light flat (陽平)	light rising (陽上)	light departing (陽去)	upper dark entering (上陰入)	lower dark entering (下陰入)	light entering (陽入)
Description	high level, high falling	medium rising	medium level	low falling, very low level	low rising	low level	high level	medium level	low level
Yale or Jyutping tone number	1	2	3	4	5	6	7 (or 1)	8 (or 3)	9 (or 6)
Example	詩, 思	史	試	時	市	是	識	錫	食
Tone letter	si:1, si:1	si:1	si:1	si:1, si:1	si:1	si:1	sek1	sɛ:k1	sek1
IPA diacritic	sí:, sî:	sǐ:	sī:	sǐ:, sī:	sǐ:	sì:	sék	sē:k	sèk
Yale diacritic	sī, sî	sí	sí	sǐh	sǐh	sǐh	sīk	sek	sǐhk

https://en.wikipedia.org/wiki/Cantonese_phonology

Specific Prefix
(nī / gó / bīn)

dōu
度
(place)

1. nī dōu 呢度 (here)
2. gó dōu 個度 (there)
3. bīn dōu 邊度 (where)

1. nī dōu hāi hāu zóeng sāt. 呢度係校長室。
(Here is the principal's office.)
2. gó dōu hāi gāu jùn sāt. 個度係教員室。
(There is the teachers' office.)
3. bīn dōu hāi fò sāt aa? 邊度係課室呀?
(Where are the classrooms?)

ngǒ dēi jì gāa hái bīn dōu aa?
我哋而家喺邊度呀?
(Where are we now?)

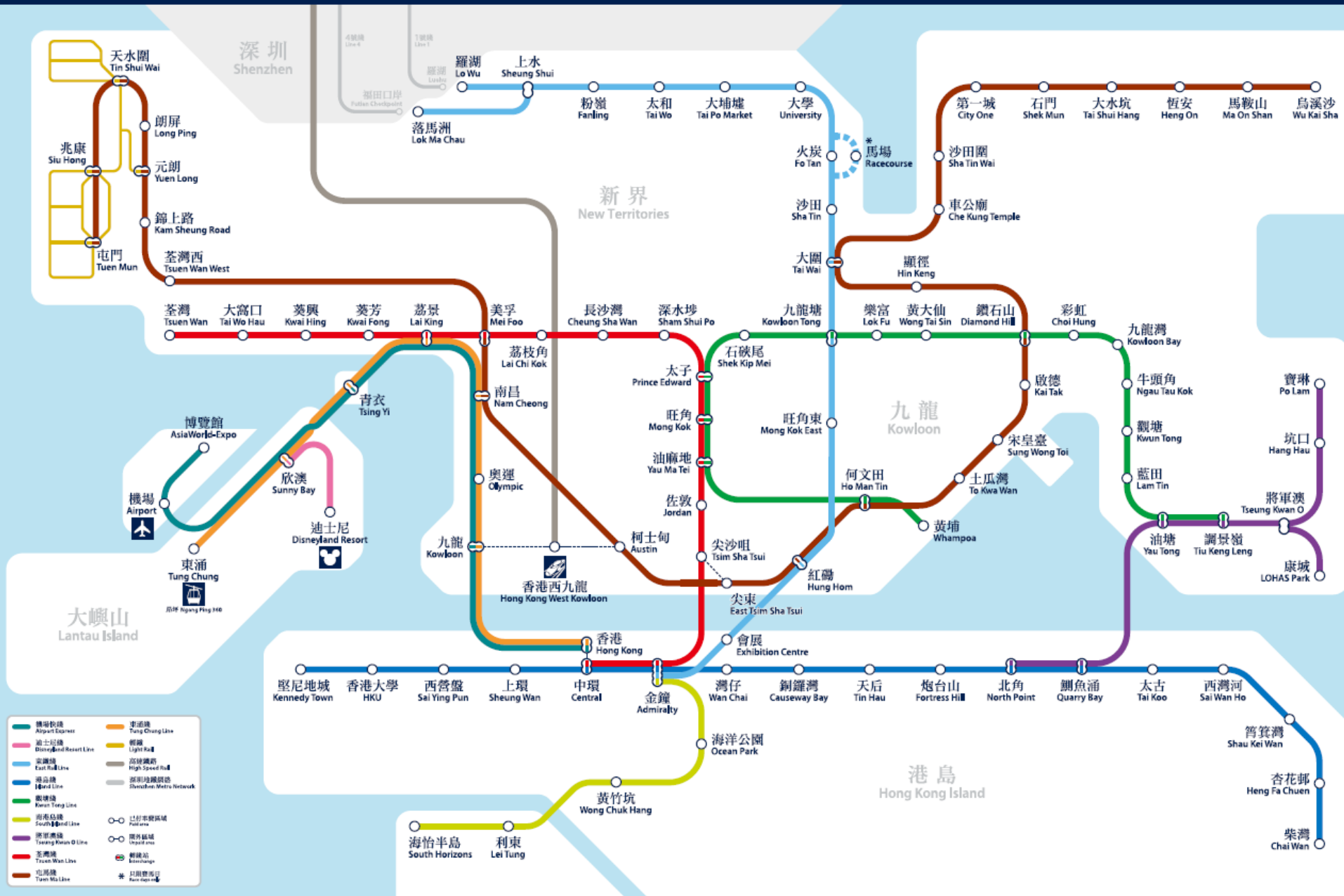


hái nī dōu.
喺呢度。
(We are here.)

1. jāt	一	(one)
2. lǒeng*	兩	(two)
3. sāam	三	(three)
4. sǝi	四	(four)
5. nǎ	五	(five)
6. lūk	六	(six)
7. cāt	七	(seven)
8. bāat	八	(eight)
9. gáu	九	(nine)
10. sǎp	十	(ten)

11. sǎp jāt	十一	(eleven)
12. sǎp jī	十二	(twelve)
13. sǎp sāam	十三	(thirteen)
14. sǎp sǝi	十四	(fourteen)
15. sǎp nǎ	十五	(fifteen)
16. sǎp lūk	十六	(sixteen)
17. sǎp cāt	十七	(seventeen)
18. sǎp bāat	十八	(eighteen)
19. sǎp gáu	十九	(nineteen)
20. jī sǎp	二十	(twenty)

港鐵路綫圖 MTR system map



- 元朗 jyun4 long5
- 大學 daai6 hok6
- 上水 soeng6 sei2
- 沙田 saa1 tin4
- 機場 gei1 coeng4
- 香港 hoeng1 gong2
- 九龍塘 gau2 lung4 tong4
- 旺角 wong6 gok3
- 油麻地 jau4 maa4 dei2
- 尖沙咀 zim1 saa1 zeoi2
- 荃灣 cyun4 waan1
- 中環 zung1 waan4
- 灣仔 waan1 zai2
- 銅鑼灣 tung4 lo4 waan1
- 堅尼地城 gin1 nei4 dei6 sing4
- 金鐘 Gam1 zung1
- 柴灣 Cai4 waan1

Conversation Practice – number

Tourist: 我想去中環, 搭幾多號小巴呀?

(I want to go to **Central**, get on what number minibus aa?)

Ngo5 soeng2 heoi3 **zung1 waan4**, daap3 gei2 do1 hou6 siu2 baa1 aa3?

Local: 搭八號啦!

(get on **number 8** la!)

Daap3 **baat3** hou6 laa1!

Instruction: Randomly choose which city to go. Randomly choose number of minibus to respond.

Underline words are for exchangeable options

Conversation Practice – Name the city and count how many stations to go

Tourist: 我喺美孚(where you are), 我想去旺角 (destination)。我應該搭幾多個站?
(I am at Mei Foo, I want go Mong Kok. I should take how many stops?)

Ngo5 hai2 mei5 fu1. ngo5 soeng2 heoi3 wong6 gok3. Ngo5 jing1 goi1 daap3 gei2 do1 go3 zaam6?

Local: 你應該搭五個站。

(you should take 5 “pieces” of stops)




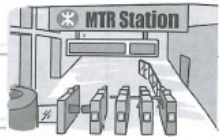
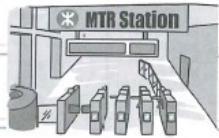

Nei5 jing1 goi1 daap3 ng5 go3 zaam6.

Instruction: you would go through the metro map and count how many stops.

Underline words are for exchangeable options

Conversation Practice – which vehicle?

ngǎ daap _____ lèi nī dōu gè.

1.	airplane 	fēi gēi 飛機
2.	bicycle	dāan cē 單車 (jái/cái + dāan cē)
3.	bus 	bāa sí 巴士
4.	cable car	lāam cē 纜車
5.	ferry 	sỳun 船/ síu lèon 小輪
6.	motor cycle	dīn dāan cē 電單車 (zāa + dīn dāan cē)
7.	public light bus; minibus (buses with not more than 16 seats)	síu bāa ② 小巴 
8.	underground railway; MTR	dēi tít 地鐵 
9.	light rail	hīng tít 輕鐵
10.	peak tram	sāan déng lāam cē 山頂纜車
11.	taxi 	dīk sí 的士
12.	train	fó cē 火車
13.	tram	dīn cē 電車

Your friend: 你搭乜嘢車嚟□?
(You took on what car come gaa?)

Nei3 daap3 mat1 je5 ce1 lei4
gaa3?

You: 我搭____嚟呢度嘅。

(I took _____ come here ge)

Ngo5 daap3 _____ lei4 ni1 dou6
ge3.

Underline words are for
exchangeable options

□ gaa2 gaa3 gaa4 - final particle
for making a strong assertion

Search “Mong Kok” on Google Map



Conversation Practice - Taxi

Taxi: 你想去邊度? (you want go where?)

Nei5 soeng2 heoi3 bin1 dou6?

Passenger: 司機大哥, 唔該, 我想去 旺角。

(driver big brother, excuse me, I want go Mong Kok.)

Si1 gei1 daai6 go1, m4 goi1, ngo5 soeng2 heoi3 wong6 gok3.

Taxi: 你想去 旺角 邊度? (you want go Mong Kok where?)

Nei5 soeng2 heoi3 wong6 gok3 bin1 dou6?

Passenger: 信和呀。唔該。 (Sino Centre aa. Excuse me)

seon3 wo2 aa3. m4 hoi1

Taxi: 好嘅! (good ge)

Hou2 ge3

Part 1 (just go to a city)

Part 2 (exactly where?)

gei1 coeng4 faai3 sin3

 機場快綫
Airport Express
海綠色 hoi2 luk6 sik1
green

 東涌綫
Tung Chung Line
橙色 caang2 sik1
orange

Dung1 cung1 sin3

Dik6 si6 nei4 sin3

 迪士尼綫
Disneyland Resort Line
粉紅色 fan2 hung4 sik1
pink

 輕鐵
Light Rail
泥黃色 nai4 wong4 sik1
Mud yellow

Hing1 tit3

Dung1 tit3 sin3

 東鐵綫
East Rail Line
淺藍色 cin2 laam4 sik1
Light blue

 高速鐵路
High Speed Rail

Dung1 tit3 sin3

 港島綫
Island Line
深藍色 sam1 laam4 sik1
Dark blue

 深圳地鐵網絡
Shenzhen Metro Network

Gun1 tong4 sin3

 觀塘綫
Kwun Tong Line
綠色 luk6 sik1
green

naam4 gong2 dou2 sin3

 南港島綫
South Island Line
青綠色 ceng1 luk6 sik1
cyan, lime green

 已付車費區域
Paid area

Zoeng1 gwan1 ou3 sin3

 將軍澳綫
Tseung Kwan O Line
紫色 zi2 sik1
purple

 閘外區域
Unpaid area

Cyun4 waan 1 sin3

 荃灣綫
Tsuen Wan Line
紅色 hung4 sik1
red

 轉綫站
Interchange

Tyun3 maa5 sin3

 屯馬綫
Tuen Ma Line
啡色 fe1 sik1
brown

 只限賽馬日
Race days only

Conversation Practice

咁 gam3 – “so”, -”ly”.

Tourist: Excuse me. Do you speak English?

Local: 唔好意思。我唔識講英文。 (Excuse me. I don't speak English.)

m4 hou2 ji3 si1/3. ngo5 m4 sik1 gong2 jing1 man4*2/4.

Tourist: 我想問點樣去中環? (I want to ask, how go to **Central**?)

ngo5 soeng2 man6 dim2 joeng2 heoi3 zung1 waan4?

Local: 呢度係旺角。你可以坐 **紅色 (荃灣線)** 往 **中環** 方向 坐 **五** 個站。咁就去到 **中環** 啦。

(here is Mong Kok. You can take **red (Tuen Wan line)** to **Central** direction, sit for **5** stations. so, you already arrive **Central** laa.)

ni1 dou6 hai6. nei5 ho2 ji5 co5 **hung4 sik1 cyun4 waan1 cin3** wong5 **zung1 waan4** fong1 hoeng3 co5 **ng5** go3 zaam6. Gam3 zau6 heoi3 dou3 **zung1 waan4** laa3.

Tourist: 好。唔該晒。 (good. Thank you completely.)

Hou2. M4 goi1 saai3.

Instruction: 1. choose where you want to go. 2. which stop you are.

3. choose which color of metro line 4. which direction of metro line 5. how many stops to go.