

Magnetism, Magnetic Properties, Magnetochemistry

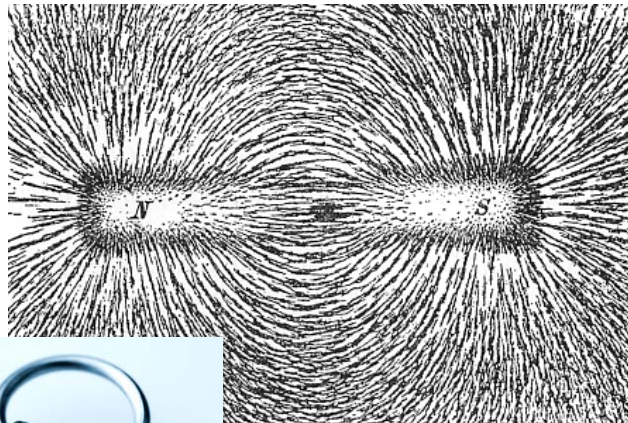
ATTRACTION



REPULSION

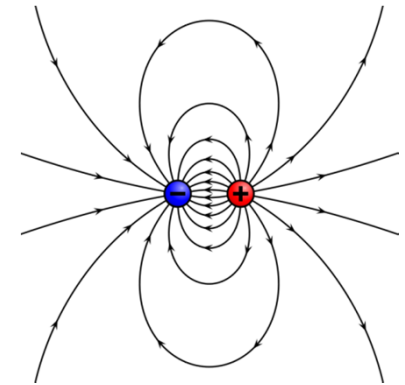


OR



Magnetism

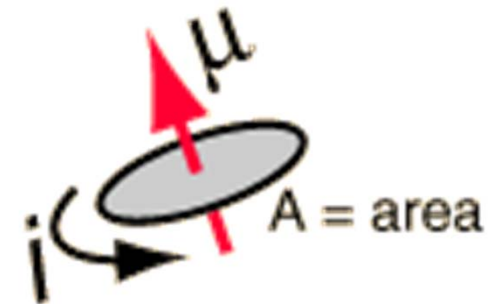
All matter is *electronic*



Positive/negative charges - bound by Coulombic forces
Result of electric field E between charges, electric dipole
Electric and magnetic fields = the electromagnetic interaction
(Oersted, Maxwell)


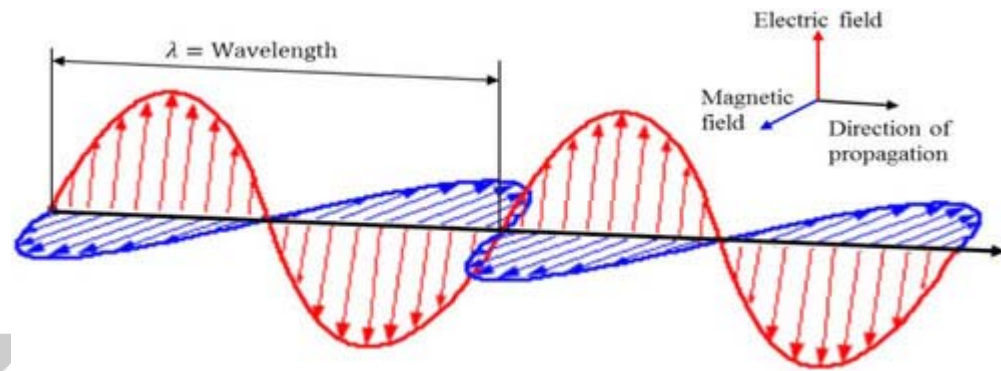
Electric field = electric +/- charges, electric dipole
Magnetic field ??No source?? No magnetic charges, N-S
No magnetic monopole

Magnetic field = motion of electric charges
(electric current, atomic motions)



Magnetic dipole – magnetic moment $\mu = i \times A$ [A m²]

Electromagnetic Fields



Magnetism

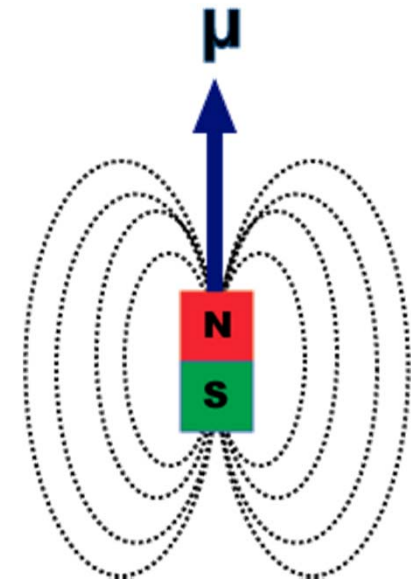
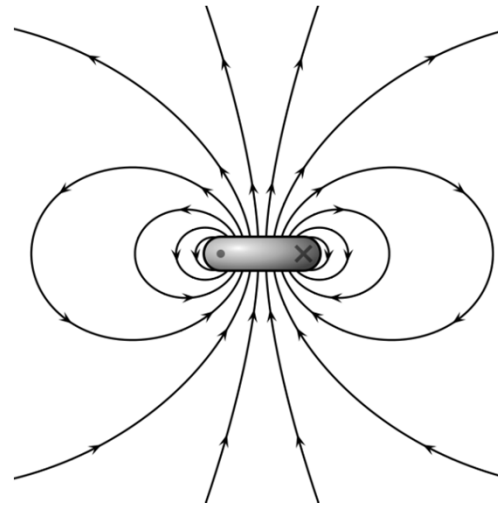
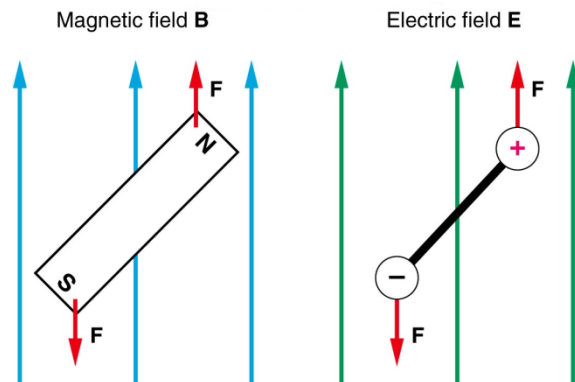
Magnetic field = motion of electric charges

- Macro - electric current
- Micro - spin + orbital momentum

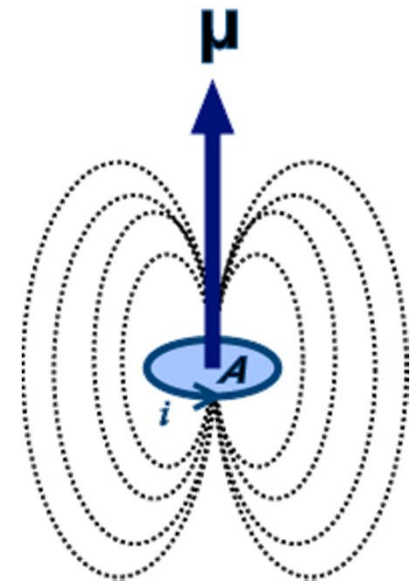
Ampère 1822

Magnetic dipole – magnetic (dipole) moment μ [A m²]

$$\mu = i \times A$$



Poisson model



Ampere model ⁴

Magnetism

Microscopic explanation of source of magnetism

= Fundamental quantum magnets

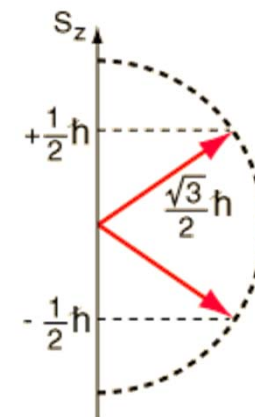
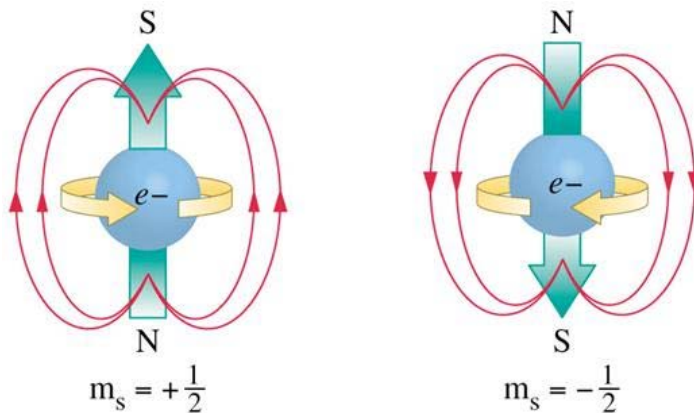
Unpaired electrons = spins (Bohr 1913)

Atomic building blocks (protons, neutrons and electrons = fermions)
possess an intrinsic magnetic moment

Relativistic quantum theory (P. Dirac 1928) → SPIN

(quantum property ~ rotation of charged particles)

Spin ($\frac{1}{2}$ for all fermions) gives rise to a magnetic moment



Atomic Motions of Electric Charges

The origins for the magnetic moment of a free atom

Motions of Electric Charges:

- 1) **The spins of the electrons S.** Unpaired spins give a *paramagnetic* contribution. Paired spins give a *diamagnetic* contribution.
- 2) **The orbital angular momentum L** of the electrons about the nucleus, degenerate orbitals, *paramagnetic* contribution.
The change in the orbital moment induced by an **applied magnetic field**, a *diamagnetic* contribution.
- 3) **The nuclear spin I** – 1000 times smaller than S, L
nuclear magnetic moment $\mu = \gamma I$
 $\gamma =$ gyromagnetic ratio

Magnetic Moment of a Free Electron

$$\mu_{\text{eff}} = g \sqrt{S(S+1)} \frac{eh}{4\pi m_e} = g \sqrt{S(S+1)} \mu_B$$

the Bohr magneton = the smallest quantity of a magnetic moment

$$\mu_B = eh/(4\pi m_e) = 9.2742 \times 10^{-24} \text{ J/T (= A m}^2\text{)}$$

$$(\mu_B = eh/(4\pi m_e c) = 9.2742 \times 10^{-21} \text{ erg/Gauss})$$

$S = 1/2$, the spin quantum number

$g = 2.0023192778$ the Lande constant of a free electron

for a free electron ($S = 1/2$)

$$\mu_{\text{eff}} = 2 \times \sqrt{3/4} \times \mu_B = 1.73 \mu_B$$

A Free Electron in a Magnetic Field

Magnetic energy

$$E = -\mu_0 \mu \cdot H$$

In SI units

μ_0 = permeability of free space

$$= 4\pi \cdot 10^{-7} [\text{N A}^{-2} = \text{H m}^{-1}]$$

$$E = -\mu \cdot B$$

An electron with spin $S = 1/2$ can have two orientations in a magnetic field

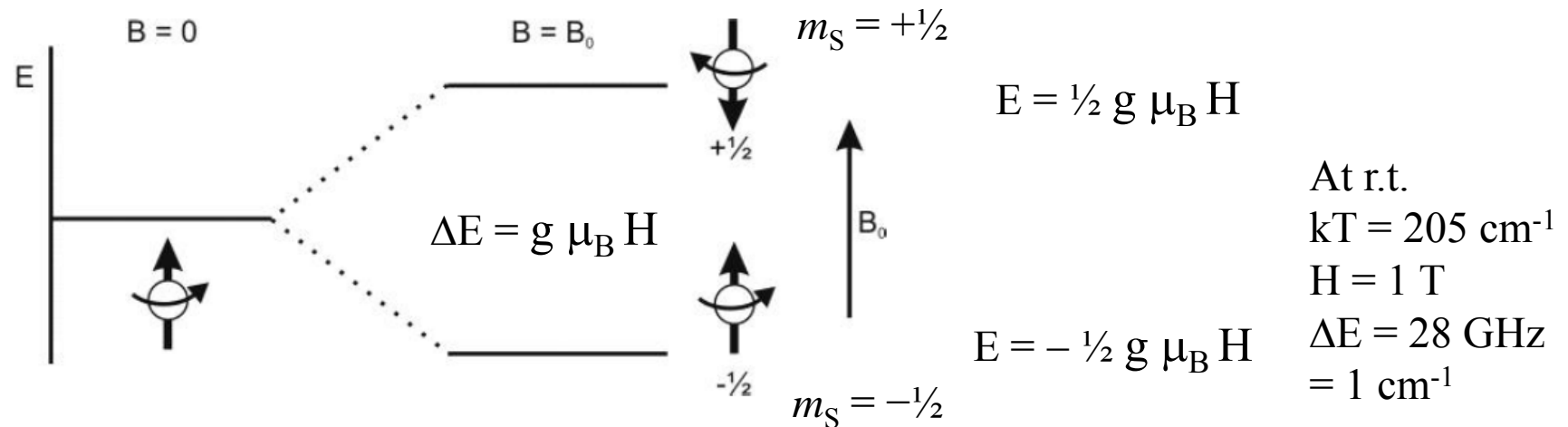
$m_S = +1/2$ or $m_S = -1/2$

Degeneracy of the two states is removed

The state of lowest energy = the moment aligned with the magnetic field

The state of highest energy = aligned against the magnetic field

A Free Electron in a Magnetic Field



An electron with spin $S = \frac{1}{2}$

The state of lowest energy = the moment aligned with the magnetic field

$$m_S = -\frac{1}{2}$$

The state of highest energy = aligned against the magnetic field

$$m_S = +\frac{1}{2}$$

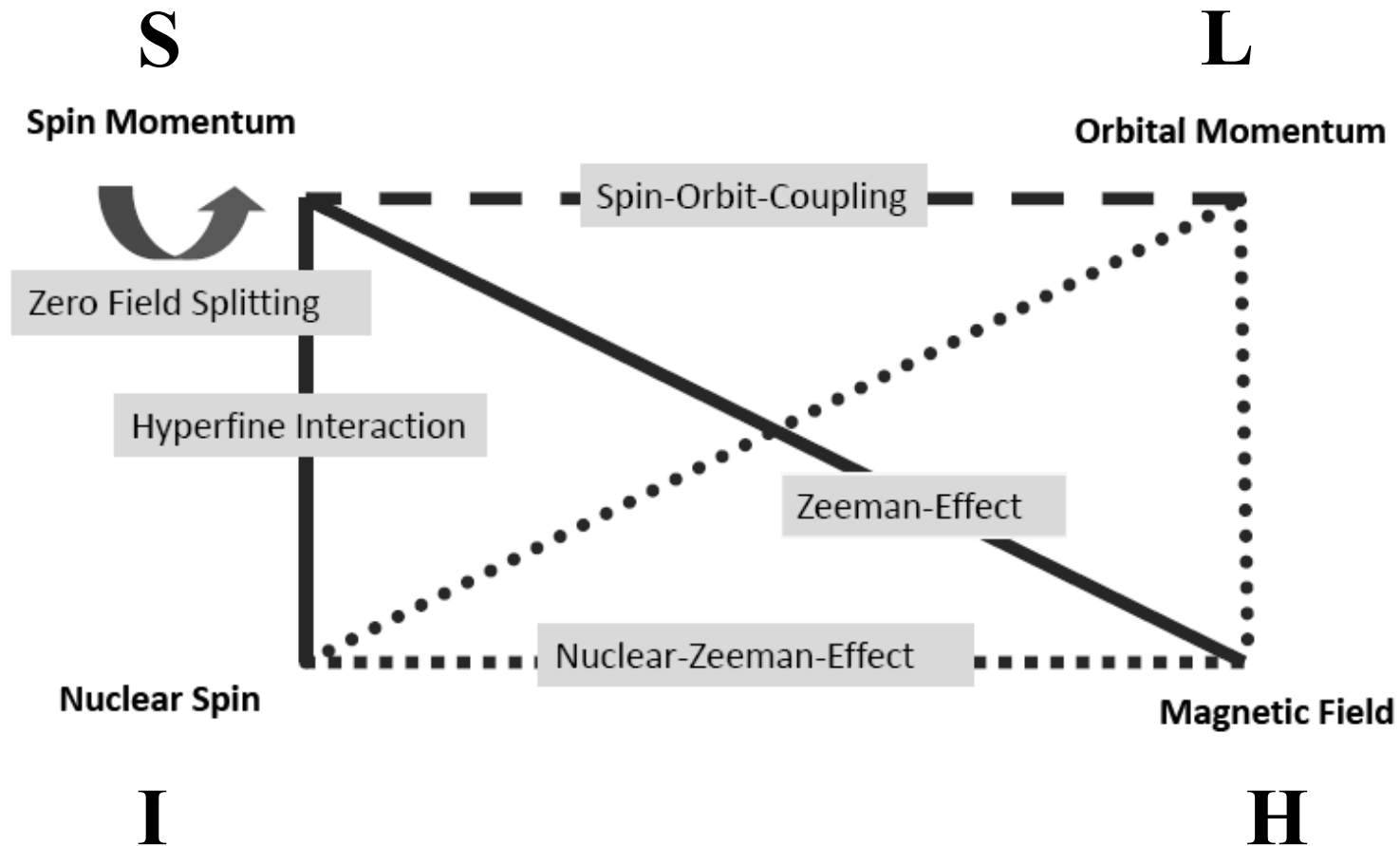
The energy of each orientation $E = \mu H$

For an electron $\mu = m_s g \mu_B$,

μ_B = the Bohr magneton

g = the spectroscopic g -factor of the free electron 2.0023192778 (≈ 2.00).

Origin of Magnetism and Interactions

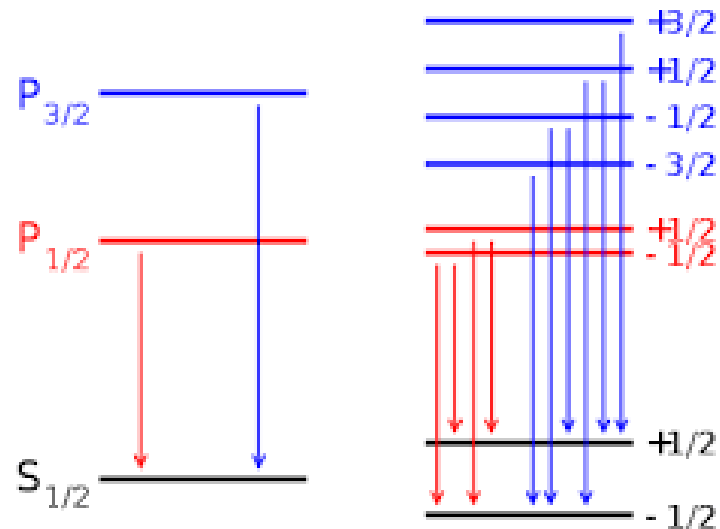


Magnetism and Interactions

Magnetic field – splitting + mixing of energy levels

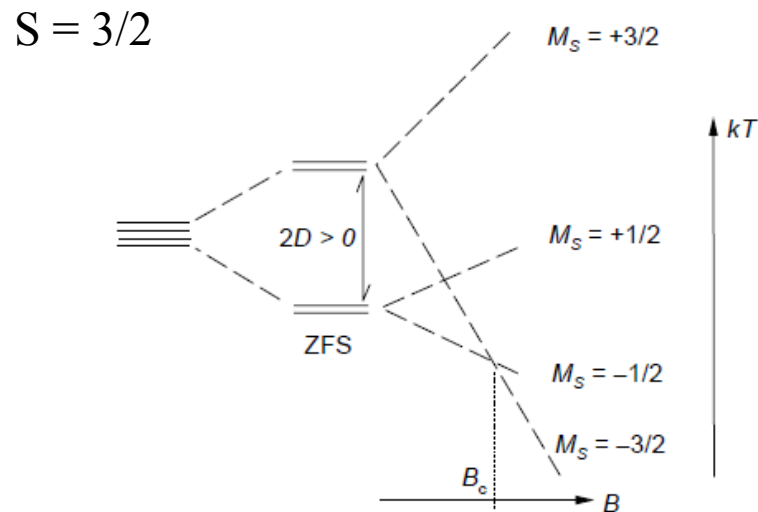
Zeeman-Effect: splitting of levels in an applied magnetic field
the simplest case with $S = 1/2$:
splitting of the levels with $m_S = +1/2$ and $m_S = -1/2$

$$E = -\mu \bullet B$$



Magnetism and Interactions

Zero Field Splitting (ZFS): The interactions of electrons with each other in a given system (fine interaction), lifting of the degeneracy of spin states for systems with $S > 1/2$ in the absence of an applied magnetic field, a weak interaction of the spins mediated by the spin–orbit coupling. ZFS appears as a small energy gap of a few cm^{-1} between the lowest energy levels.



Zero Field Splitting in d^n Ions

d^n	Tetrahedral			
	Configuration	Term	Type	Example
d^2	e^2	3A_2	$S = 1$	Ti(II), V(III)
d^3				
d^5	$e^2t_2^3$	6A_1	$S = 5/2$	Mn(II), Fe(III)
d^7	$e^4t_2^3$	4A_2	$S = 3/2$	Co(II)
d^8				

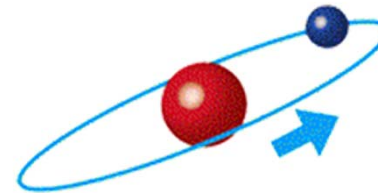
d^n	Octahedral			
	Configuration	Term	Type	Example
d^2				
d^3	t_{2g}^3	${}^4A_{2g}$	$S = 3/2$	Cr(III)
d^5	$t_{2g}^3e_g^2$	${}^6A_{1g}$	$S = 5/2$	Mn(II), Fe(III)
d^7				
d^8	$t_{2g}^6e_g^2$	${}^3A_{2g}$	$S = 1$	Ni(II)

Magnetism and Interactions

Hyperfine Interactions: The interactions of the nuclear spin I and the electron spin S (only s-electrons).

Magnetism and Interactions

Spin-Orbit Coupling: The interaction of the orbital L and spin S part of a given system, more important with increasing atomic mass. $\lambda = L \times S$



Magnetism and Interactions

Ligand Field: States with different orbital momentum differ in their spatial orientation, very sensitive to the presence of charges in the nearby environment.

In coordination chemistry these effects and the resulting splitting of levels is described by the ligand field.

Effect		System	Energy equivalent [cm ⁻¹]
Electron-electron interaction	\hat{H}_{ee}	3d, 4d, 5d 4f, 5f	3d > 4d > 5d $\approx 10^4$ 4f > 5f $\approx 10^4$
Ligand-field potential	\hat{H}_{LF}	3d, 4d, 5d 4f 5f	3d < 4d < 5d $\approx 2 \cdot 10^4$ $\approx 10^2$ $\approx 10^3$
Spin-orbit coupling	\hat{H}_{SO}	3d, 4d, 5d 4f, 5f	3d < 4d < 5d $\approx 10^3$ 4f < 5f $\approx 10^3$
Exchange interaction	\hat{H}_{ex}	nd 4f nd-4f	$\leq 10^2$ ≤ 1 ≤ 10
Magnetic field	\hat{H}_{Zeeman}		≈ 0.5 (1 T)

Interactions of Spin Centers

$$\hat{H} = -J\hat{S}_i\hat{S}_j + \bar{D}\hat{S}_i\hat{S}_j + \bar{d}\hat{S}_i \times \hat{S}_j$$

Isotropic interaction

The parallel alignment of spins favored = ferromagnetic

The antiparallel alignment = antiferromagnetic

Non-isotropic interactions (like dipole–dipole interactions)

Antisymmetric exchange

Excluded by an inversion center

without orbital contributions (pure spin magnetism) the last two terms are omitted

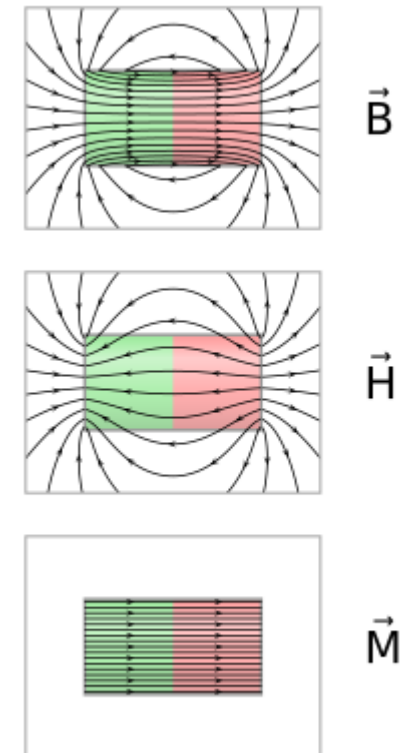
Lenz's Law

(~1834)

When a substance is placed within a magnetic field, H , the field within the substance, B , differs from H by the induced field, M , which is proportional to the intensity of magnetization, M .

$$B = \mu_0(H + M)$$

Magnetization does not exist outside of the material.



Magnetic Variables SI

Magnetic field strength (intensity) H [$A\ m^{-1}$]

fields resulting from electric current

Magnetization (polarization) M [$A\ m^{-1}$]

Vector sum of magnetic moments (μ) per unit volume $\Sigma\mu/V$
spin and orbital motion of electrons [$A\ m^2/m^3 = A\ m^{-1}$]

Additional magnetic field induced internally by H , opposing or supporting H

Magnetic induction (flux density) B [T, Tesla = $Wb\ m^{-2} = J\ A^{-1}m^{-2}$]

a field within a body placed in H resulting from electric current and spin and orbital motions

$$B = \mu_0 (H + M)$$

Field equation

(infinite system)

$\mu_0 = 4\pi\ 10^{-7}$ [$N\ A^{-2} = H\ m^{-1} = kg\ m\ A^{-2}s^{-2}$] **permeability of free space**

In vacuum: $B = \mu_0 (H + 0)$

Magnetic Variable Mess

Magnetic field strength (intensity) H (Oe, Oersted)
fields resulting from electric current (1 Oe = 79.58 A/m)

Magnetization (polarization) M (emu/cm³)
magnetic moment per unit volume
spin and orbital motion of electrons 1 emu/g = 1 Am²/kg

Magnetic induction B (G, Gauss) 1T = 10⁴ G
a field resulting from electric current and spin and orbital motions

Field equation

$$B = \mu_0 (H + 4\pi M)$$

$\mu_0 = 1$ permeability of free space, dimensionless

See:

Magnetochemistry in SI Units, Terence I. Quickenden and Robert C. Marshall,
Journal of Chemical Education, 49, 2, 1972, 114-116

Important Variables, Units, and Relations

	Variables	cgs	SI	Conversion
Energy	E	erg	J (joule)	$1 \text{ erg} = 10^{-7} \text{ J}$
Magnetic field	H	Oe (oersted)	Am^{-1}	$1 \text{ Oe} = 79.58 \text{ Am}^{-1} \quad 10^3/4\pi$
Magnetic induction	B	G (gauss)	T (tesla) $= \text{Wb m}^{-2}$	$1 \text{ G} = 10^{-4} \text{ T}$
Magnetic flux	Φ	Mx (maxwell)	Wb (weber)	$1 \text{ Mx} = 10^{-8} \text{ Wb}$
Magnetization	M	emu cm^{-3}	Wb m^{-2}	$1 \text{ emu cm}^{-3} = 12.57 \text{ Wb m}^{-2}$
	Relations	cgs units	Relations	SI units
Magnetic energy	$E = -\mathbf{m} \cdot \mathbf{H}$	erg	$E = -\mu_0 \mathbf{m} \cdot \mathbf{H} = -\mathbf{m} \cdot \mathbf{B}$	J
Magnetic susceptibility	$\chi = M/H$	$\text{emu cm}^{-3} \text{Oe}^{-1}$	$\chi = M/H$	4π dimensionless
Magnetic permeability	$\mu = B/H$ $= 1 + 4\chi$	G Oe^{-1}	$\mu = B/H = \mu_0(1 + \chi)$	$\text{T A}^{-1} \text{m} = \text{H m}^{-1}$

Magnetic Susceptibility χ

(volume) magnetic susceptibility χ of a sample [dimensionless]

χ = how effectively an applied magnetic field H induces magnetization M in a sample, how susceptible are dipoles to reorientation

measurable, extrinsic property of a material, positive or negative

$$\chi = \frac{\delta \vec{M}}{\delta \vec{H}}$$

If the magnetic field is weak enough and T not too low, χ is independent of H and

$$M = \chi \times H$$

M is a vector, H is a vector, therefore χ is a second rank tensor.

If the sample is magnetically isotropic, χ is a scalar.

$$\chi = \frac{M}{H}$$

M = the magnetic moment
magnetization [A m^{-1}]

H = the macroscopic magnetic field strength (intensity) [A m^{-1}]

Mass and Molar Magnetic Susceptibility

mass magnetic susceptibility χ_m of a sample

$$\chi_m = \frac{\chi}{\rho} \left[\frac{cm^3}{g} \right] \quad \rho = \text{density}$$

molar magnetic susceptibility χ_M of a sample
(intrinsic property)

$$\chi_M = \chi_m \times M \left[\frac{cm^3}{mol} = \frac{emu}{mol} \right]$$

Typical molar susceptibilities

Paramagnetic $\sim +0.01 \mu_B$

Diamagnetic $\sim -1 \times 10^{-6} \mu_B$

Ferromagnetic $\sim +0.01 - 10 \mu_B$

Superconducting \sim Strongly negative, repels fields completely (Meisner effect)

$$\frac{B}{H} = \mu_0 \left(1 + \frac{M}{H} \right) = \mu_0 (1 + \chi) = \mu$$

Relative Permeability μ

Magnetic field H generated by a current is enhanced in materials with **permeability μ** to create larger fields B

$$\mu = \frac{B}{H}$$

$$B = \mu \times H$$

$$\mu = \frac{B}{H} = \frac{\mu_0(M + H)}{H} = \mu_0(\chi + 1) = \mu_0\mu_r$$

$\mu_0 = 4\pi \cdot 10^{-7} [\text{N A}^{-2} = \text{kg m A}^{-2}\text{s}^{-2}]$ permeability of free space

$$B = \mu_0(H + M) = \mu_0(H + \chi H) = \mu_0(1 + \chi)H = \mu H$$

$$\mu = \mu_0(1 + \chi)$$

Magnetic Susceptibility

χ_M is the algebraic sum of contributions associated with different phenomena, measurable:

$$\chi_M = \chi_M^D + \chi_M^P + \chi_M^{\text{Pauli}}$$

χ_M^D = diamagnetic susceptibility due to closed-shell (core) electrons. Always present in materials. Can be calculated from atom/group additive increments (Pascal's constants) or the Curie plot. Temperature and field independent.

χ_M^P = paramagnetic susceptibility due to **unpaired electrons**, increases upon decreasing temperature.

χ_M^{Pauli} = Pauli, in metals and other conductors - due to mixing excited states that are not thermally populated into the ground (singlet) state - temperature independent.

Dimagnetic Susceptibility

χ_M^D is the sum of contributions from atoms and bond:

$$\chi_M^D = \sum \chi_{D \text{ atom}} + \sum \lambda_{\text{bond}}$$

$\chi_{D \text{ atom}}$ = atom diamagnetic susceptibility increments (Pascal's constants)

λ_{bond} = bond diamagnetic susceptibility increments (Pascal's constants)

See: Diamagnetic Corrections and Pascal's Constants

Gordon A. Bain and John F. Berry: Journal of Chemical Education Vol. 85, No. 4, 2008, 532-536

For a paramagnetic substance, e.g. $\text{Cr}(\text{acac})_3$ it is difficult to measure its diamagnetism directly.

Synthesize $\text{Co}(\text{acac})_3$, Co^{3+} : d^6 low spin.

Use the χ_{dia} value of $\text{Co}(\text{acac})_3$ as that of $\text{Cr}(\text{acac})_3$.

Diamagnetic Susceptibility

Table 1. Values of χ_{Di} for Atoms in Covalent Species

Atom	$\chi_{Di}/(1 \times 10^{-6} \text{ emu mol}^{-1})$	Atom	$\chi_{Di}/(1 \times 10^{-6} \text{ emu mol}^{-1})$	Atom	$\chi_{Di}/(1 \times 10^{-6} \text{ emu mol}^{-1})$	Atom	$\chi_{Di}/(1 \times 10^{-6} \text{ emu mol}^{-1})$
Ag	-31.0	C (ring)	-6.24	Li	-4.2	S	-15.0
Al	-13.0	Ca	-15.9	Mg	-10.0	Sb(III)	-74.0
As(III)	-20.9	Cl	-20.1	N (ring)	-4.61	Se	-23.0
As(V)	-43.0	F	-6.3	N (open chain)	-5.57	Si	-13
B	-7.0	H	-2.93	Na	-9.2	Sn(IV)	-30
Bi	-192.0	Hg(II)	-33.0	O	-4.6	Te	-37.3
Br	-30.6	I	-44.6	P	-26.3	Tl(I)	-40.0
C	-6.00	K	-18.5	Pb(II)	-46.0	Zn	-13.5

Table 2. Values of λ_i for Specific Bond Types

Bond ^a	$\lambda_i/(1 \times 10^{-6} \text{ emu mol}^{-1})$	Bond	$\lambda_i/(1 \times 10^{-6} \text{ emu mol}^{-1})$	Bond	$\lambda_i/(1 \times 10^{-6} \text{ emu mol}^{-1})$	Bond	$\lambda_i/(1 \times 10^{-6} \text{ emu mol}^{-1})$
C=C	+5.5	Cl-CR ₂ CR ₂ -Cl	+4.3	Ar-Br	-3.5	Imidazole	+8.0
C≡C	+0.8	R ₂ CCl ₂	+1.44	Ar-Cl	-2.5	Isoxazole	+1.0
C=C-C=C	+10.6	RCHCl ₂	+6.43	Ar-I	-3.5	Morpholine	+5.5
Ar-C≡C-Ar ^b	+3.85	C-Br	+4.1	Ar-COOH	-1.5	Piperazine	+7.0
CH ₂ =CH-CH ₂ -(allyl)	+4.5	Br-CR ₂ CR ₂ -Br	+6.24	Ar-C(=O)NH ₂	-1.5	Piperidine	+3.0
C=O	+6.3	C-I	+4.1	R ₂ C=N-N=CR ₂	+10.2	Pyrazine	+9.0
COOH	-5.0	Ar-OH	-1	RC≡C-C(=O)R	+0.8	Pyridine	+0.5
COOR	-5.0	Ar-NR ₂	+1	Benzene	-1.4 ^c	Pyrimidine	+6.5
C(=O)NH ₂	-3.5	Ar-C(=O)R	-1.5	Cyclobutane	+7.2	α- or γ-Pyrone	-1.4
N=N	+1.85	Ar-COOR	-1.5	Cyclohexadiene	+10.56	Pyrrrole	-3.5
C=N-	+8.15	Ar-C=C	-1.00	Cyclohexane	+3.0	Pyrrolidine	+0.0
-C≡N	+0.8	Ar-C≡C	-1.5	Cyclohexene	+6.9	Tetrahydrofuran	+0.0
-N≡C	+0.0	Ar-OR	-1	Cyclopentane	+0.0	Thiazole	-3.0
N=O	+1.7	Ar-CHO	-1.5	Cyclopropane	+7.2	Thiophene	-7.0
-NO ₂	-2.0	Ar-Ar	-0.5	Dioxane	+5.5	Triazine	-1.4
C-Cl	+3.1	Ar-NO ₂	-0.5	Furan	-2.5		

^aOrdinary C-H and C-C single bonds are assumed to have a λ value of 0.0 emu mol⁻¹. ^bThe symbol Ar represents an aryl ring. ^cSome sources list the λ value for a benzene ring as -18.00 to which three times $\lambda(\text{C}=\text{C})$ must then be added. To minimize the calculations involved, this convention was not followed such that λ values given for aromatic rings are assumed to automatically take into account the corresponding double bonds in the ring.

Magnetic Susceptibility

χ_M^P = paramagnetic susceptibility relates to number of unpaired electrons

$$\chi_M^P T = \frac{N_A g^2 \mu_B^2}{3k_B} [S(S+1)]$$

Calculation of μ from χ

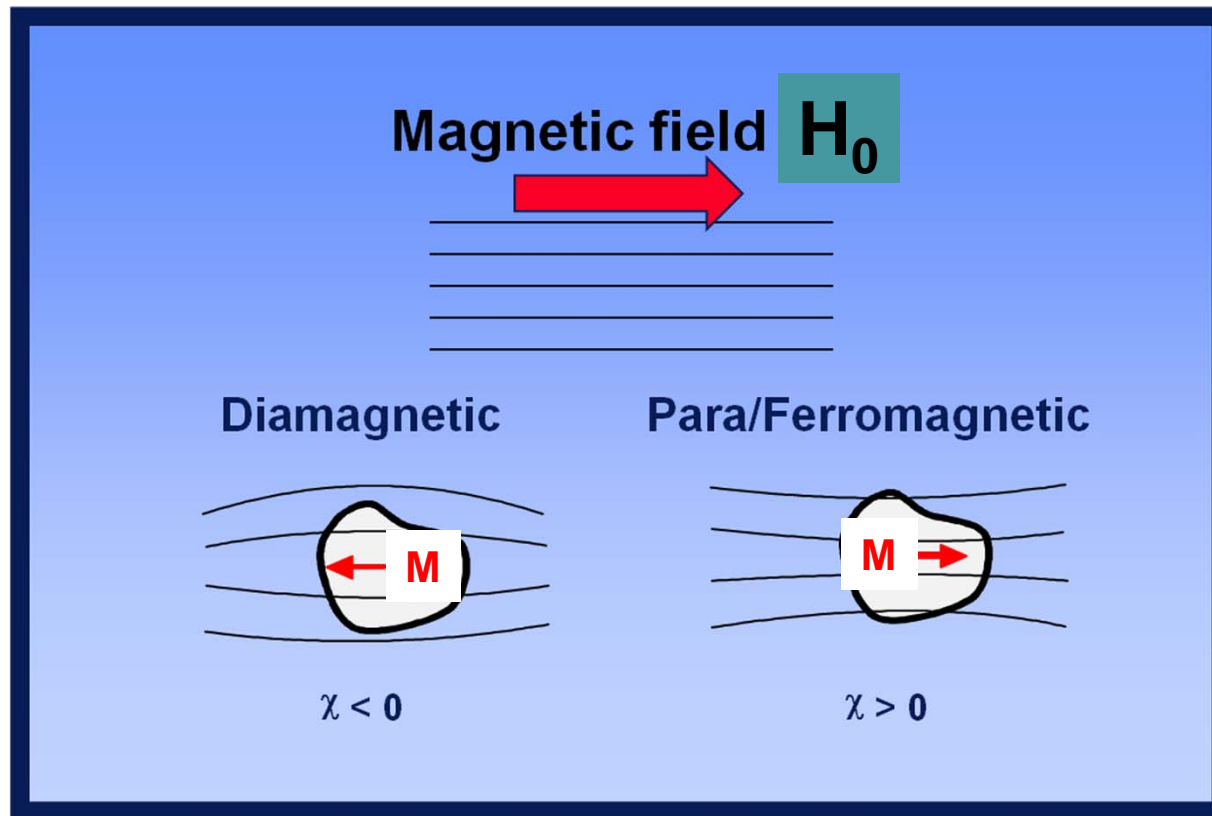
$$\mu_{eff} = \left(\frac{3k_B}{\mu_0 N_A \mu_B^2} \right)^{\frac{1}{2}} \sqrt{\chi_M T}$$

Magnetic Properties

Type	Sign of χ	Typical χ (SI units)	Dependence of χ on H	Change of χ w/inc. temp.	Origin
Diamagnetism	-	$-(1-600) \times 10^{-5}$	Independent	None	Electron charge
Paramagnetism	+	0-0.1	Independent	Dec.	Spin and orbital motion of electrons on atoms.
Ferromagnetism	+	$0.1-1 \times 10^{-7}$	Dependent	Dec.	Cooperative interaction between magnetic moments of individual atoms.
Antiferromagnetism	+	0-0.1	May be dependent	Inc.	
Pauli paramagnetism	+	1×10^{-5}	Independent	None	Spin and orbital motion of delocalized electrons.

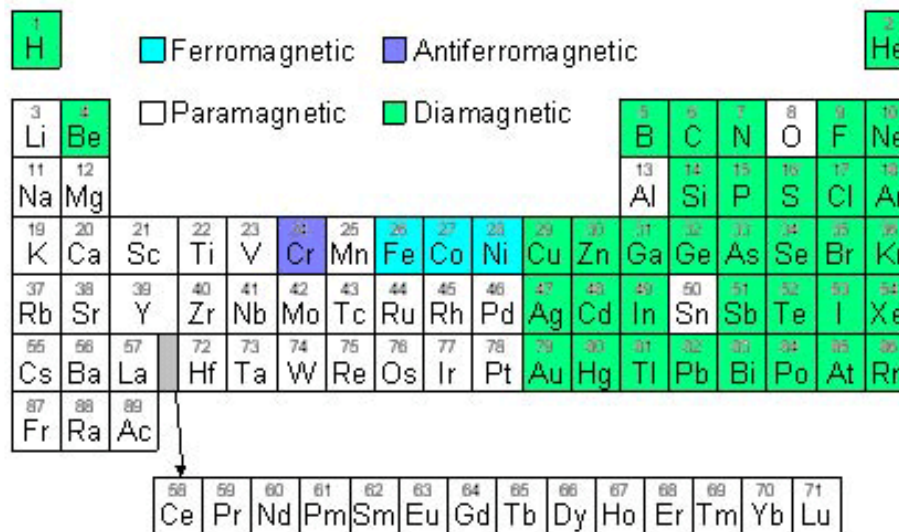
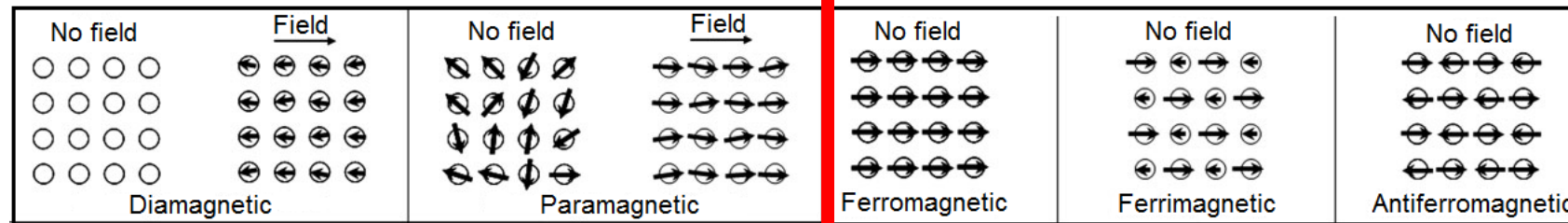
Magnetic Properties

Magnetic behavior of a substance = magnetic polarization in a mg field H_0

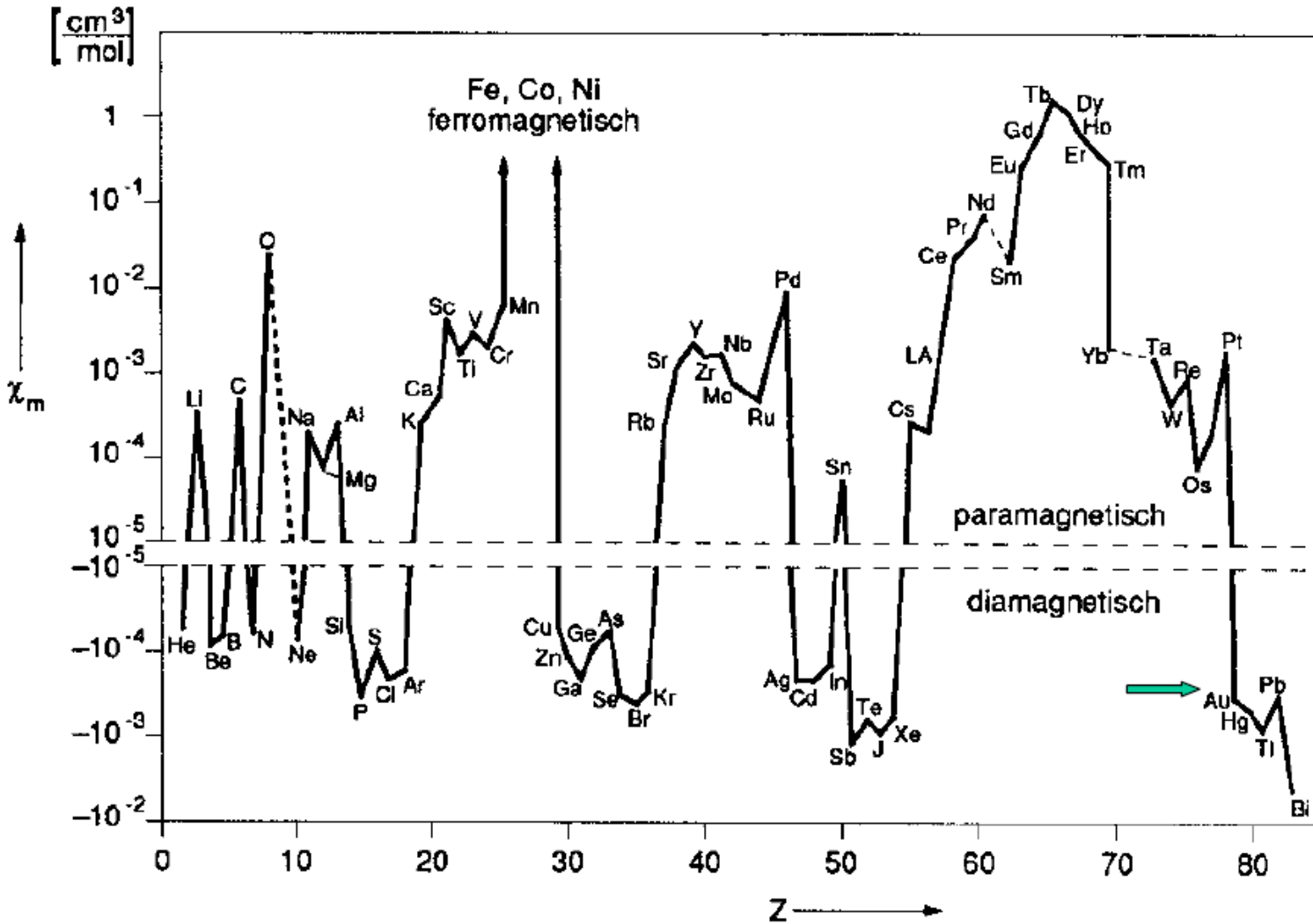


Magnetic Properties

Magnetic behavior of a substance = magnetic polarization in a mg field H_0



Magnetism of the Elements



Diamagnetism and Paramagnetism

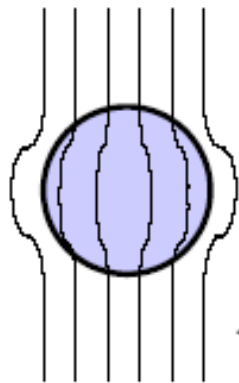
Diamagnetic Ions

a small magnetic moment associated with electrons traveling in a closed loop around the nucleus.

Paramagnetic Ions

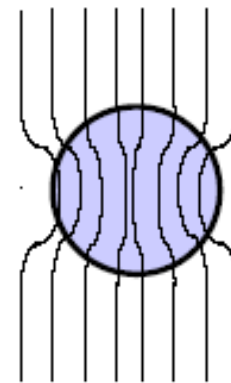
The moment of an atom with unpaired electrons is given by the spin, S , orbital angular momentum, L and total momentum, J , quantum numbers.

Diamagnetic → Repulsive



Inhomogeneous mg field

Paramagnetic → Attractive



← Magnetic Flux Lines →

$$B = \mu_0 (H + M)$$

(Langevine) Diamagnetism

Lenz's Law – when magnetic field acts on a conducting loop, it generates a current that counteracts the change in the field

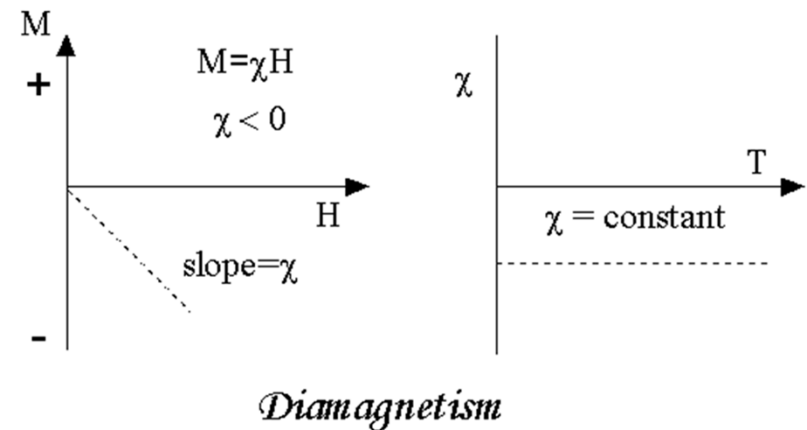
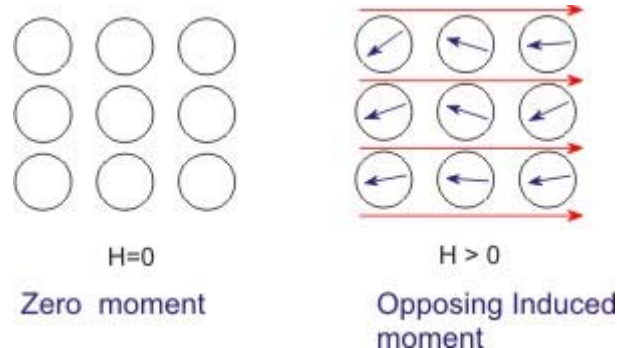
Electrons in closed shells (paired) cause a material to be repelled by H

Weakly repulsive interaction with the field H
All the substances are diamagnetic

$$M = \chi \times H$$

$\chi < 0$ = an applied field induces
 χ a small moment opposite to the field
 $\chi = -10^{-5}$ to -10^{-6}

Superconductors $\chi = -1$ perfect
diamagnets



(Curie) Paramagnetism

Paramagnetism arises from the interaction of H with the magnetic field of the unpaired electron due to the spin and orbital angular momentum.

Randomly oriented, rapidly reorienting magnetic moments
no permanent spontaneous magnetic moment

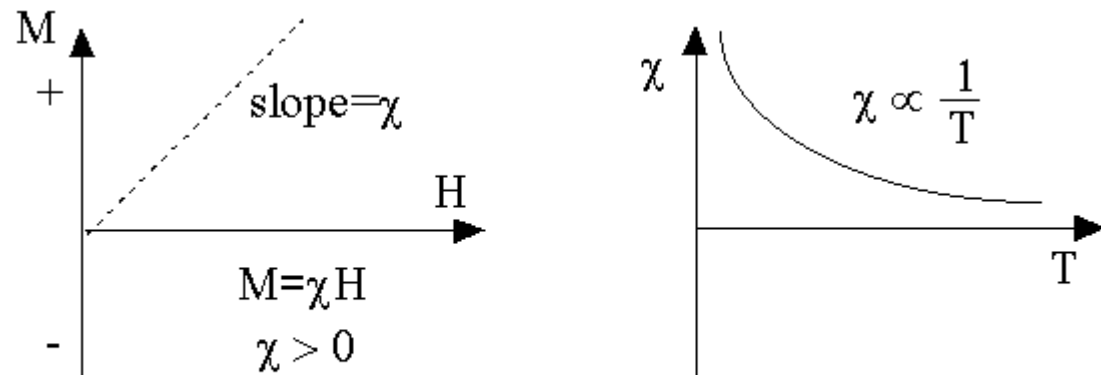
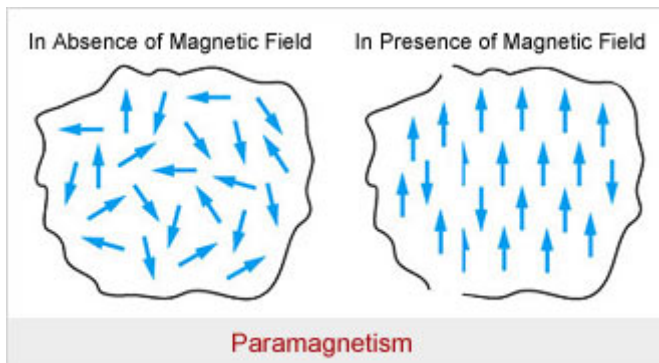
$$M = 0 \text{ at } H = 0$$

Spins are non-interacting, non-cooperative, independent, dilute system

Weakly attractive interaction with the field

$\chi > 0$ = an applied field induces a small moment in the same direction as the field

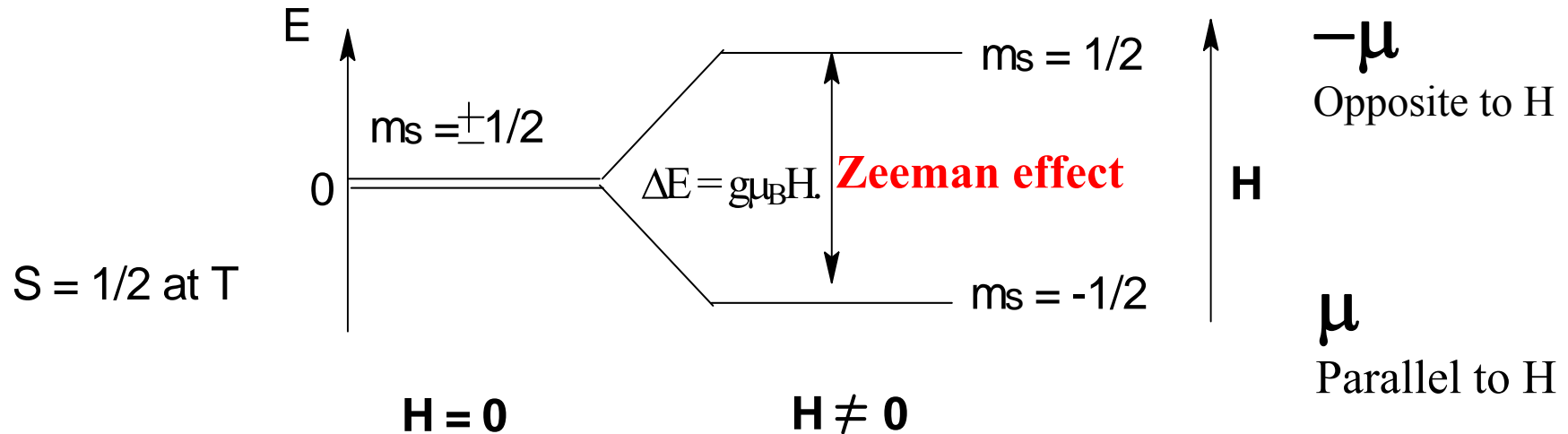
$$\chi = 10^{-3} \text{ to } 10^{-5}$$



Paramagnetism

(Curie) Paramagnetism for $S = 1/2$

Energy diagram of an $S = 1/2$ spin in an external magnetic field along the z-axis



Magnetic moment $\mu = -g \mu_B S$

The interaction energy of magnetic moment with the applied magnetic field

$$E = -\mu H = g \mu_B S H = m_s g \mu_B H$$

$$\Delta E = g \mu_B H \quad \text{about } 1 \text{ cm}^{-1} \text{ at } 1 \text{ T (10 000 G)}$$

$\mu_B =$ Bohr magneton ($= 9.27 \cdot 10^{-24} \text{ J/T}$)

$g =$ the Lande constant ($= 2.0023192778$)

(Curie) Paramagnetism for $S = 1/2$

Relative populations P of $1/2$ and $-1/2$ states

For $H = 25 \text{ kG} = 2.5 \text{ T}$ $\Delta E \sim 2.3 \text{ cm}^{-1}$

At 300 K $kT \sim 200 \text{ cm}^{-1}$

Boltzmann distribution

$$\frac{P_{1/2}}{P_{-1/2}} = e^{-\frac{\Delta E}{k_B T}} \approx 1$$

The populations of $m_s = 1/2$ and $-1/2$ states are almost equal with only a very slight excess in the $m_s = -1/2$ state.

Even under very large applied field H , the net magnetic moment is very small.

(Curie) Paramagnetism for $S = 1/2$

To obtain magnetization M (or χ_M), need to consider all the energy states that are populated

$$E = -\mu H = g \mu_B S H = m_s g \mu_B H$$

The magnetic moment, μ_n (the direction // H) of an electron in a quantum state n

$$\mu_n = -\frac{\partial E_n}{\partial H} = -m_s g \mu_B$$

$$\begin{aligned}\mu &= -m_s g \mu_B \\ E &= m_s g \mu_B H\end{aligned}$$

Consider:

- The magnetic moment of each energy state
- The population of each energy state

$$M = N_A \sum \mu_n P_n$$

P_n = probability in state n

N_n = population of state n

N_T = population of all the states

$$P_n = \frac{N_n}{N_{Tot}} = \frac{e^{-\frac{E_n}{k_B T}}}{\sum e^{-\frac{E_n}{k_B T}}}$$

(Curie) Paramagnetism for $S = 1/2$

$$M = \frac{N \sum_{m_s} \mu_n e^{-E_n/kT}}{\sum_{m_s} e^{-E_n/kT}} \quad g \mu_B H \ll kT \quad \text{when } H \sim 5 \text{ kG}$$

$$= \frac{N \left[g\beta/2 e^{g\beta H/2kT} - g\beta/2 e^{-g\beta H/2kT} \right]}{\left[e^{g\beta H/2kT} + e^{-g\beta H/2kT} \right]}$$

For $x \ll 1$
 $e^{\pm x} \sim 1 \pm x$

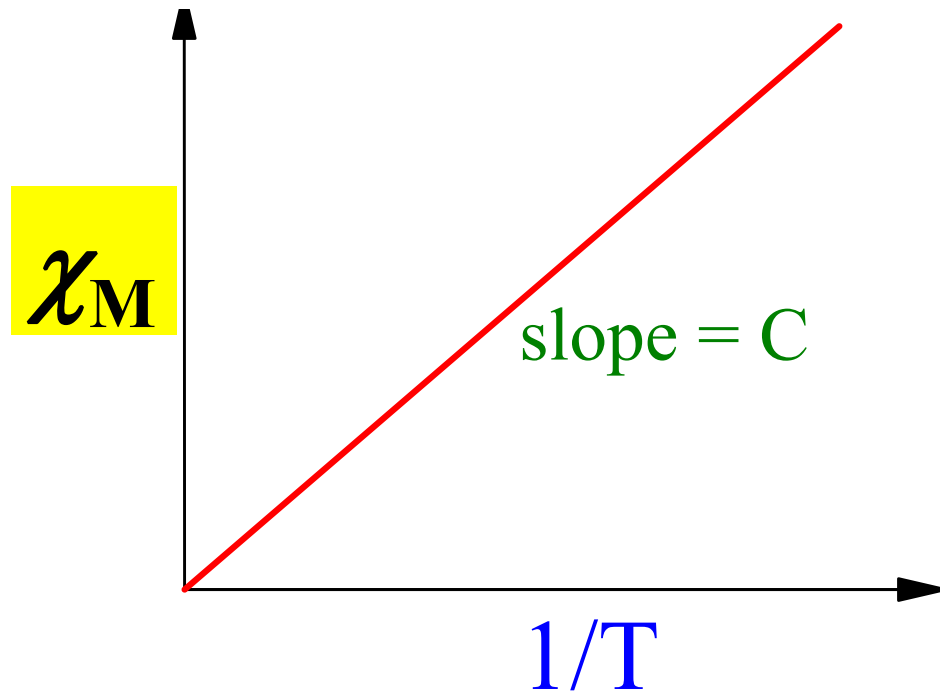
$$= \frac{N g \beta}{2} \left[\frac{1 + g\beta H/2kT - (1 - g\beta H/2kT)}{1 + g\beta H/2kT + (1 - g\beta H/2kT)} \right]$$

$$= \frac{N g^2 \beta^2 H}{4kT}$$

$$M_M = \frac{N_A g^2 \mu_B^2}{4k_B T} H$$

(Curie) Paramagnetism for $S = 1/2$

$$\chi_M = \frac{M}{H} = \frac{N_A g^2 \mu_B^2}{4k_B T} = \frac{C}{T}$$



Curie Law:

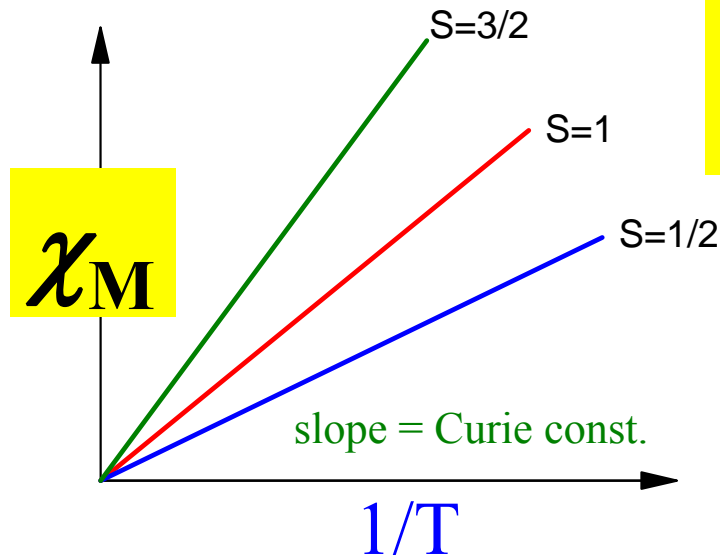
$$\chi_M = \frac{C}{T}$$

(Curie) Paramagnetism for general S

$$E_n = m_s g \mu_B H \quad m_s = -S, -S + 1, \dots, S - 1, S$$

$$M = \frac{N \sum_{m_s=-S}^S (-m_s g \beta) e^{-m_s g \beta H / kT}}{\sum_{m_s} e^{-m_s g \beta H / kT}} = \frac{N g^2 \beta^2 H}{3kT} S(S+1)$$

$$\chi_M = \frac{M}{H} = \frac{N_A g^2 \mu_B^2}{3k_B T} S(S+1)$$



non-interacting, non-cooperative,
independent, dilute

For $S = 1/2$

$$\chi_M = \frac{N_A g^2 \mu_B^2}{4k_B T}$$

For $S = 1$

$$\chi_M = \frac{2N_A g^2 \mu_B^2}{3k_B T}$$

For $S = 3/2$

$$\chi_M = \frac{5N_A g^2 \mu_B^2}{4k_B T}$$

(Curie) Paramagnetism

$$\chi_M = \frac{M}{H} = \frac{N_A g^2 \mu_B^2}{3k_B T} S(S+1)$$

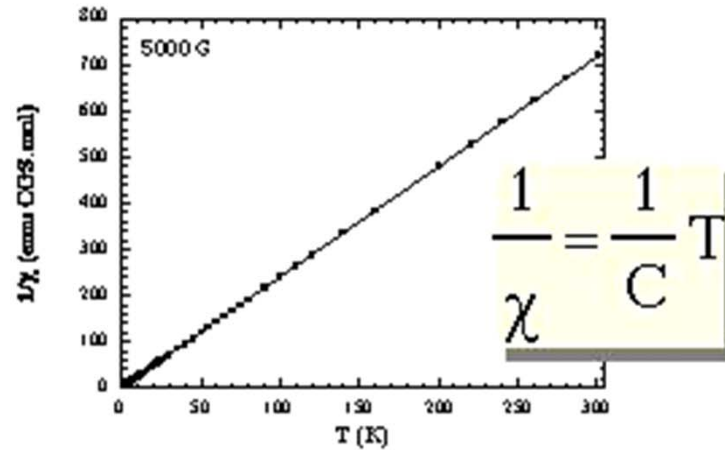
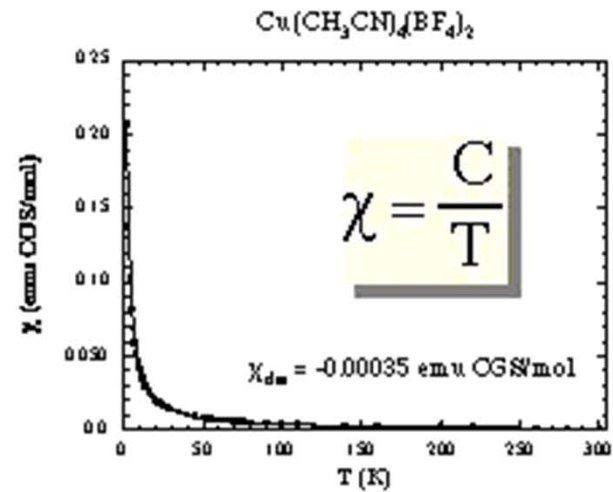
$$\mu_{eff} = g \sqrt{S(S+1)} = \sqrt{n(n+1)}$$

(in BM, Bohr Magnetons)

n = number of unpaired e-
g = 2

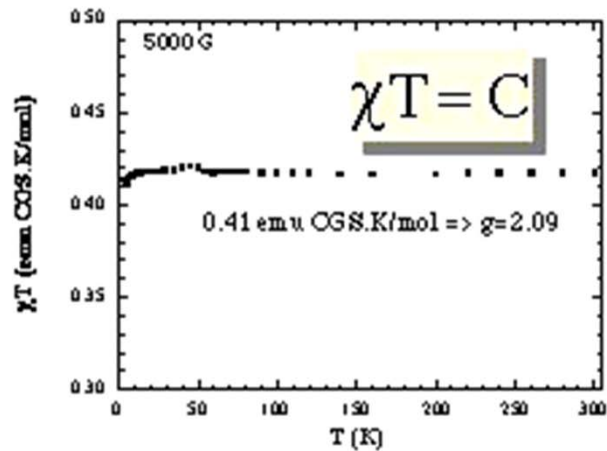
$$\mu_{eff} = \sqrt{\frac{3 \chi_M k_B T}{\mu_0 N_A \mu_B^2}}$$

Curie Law



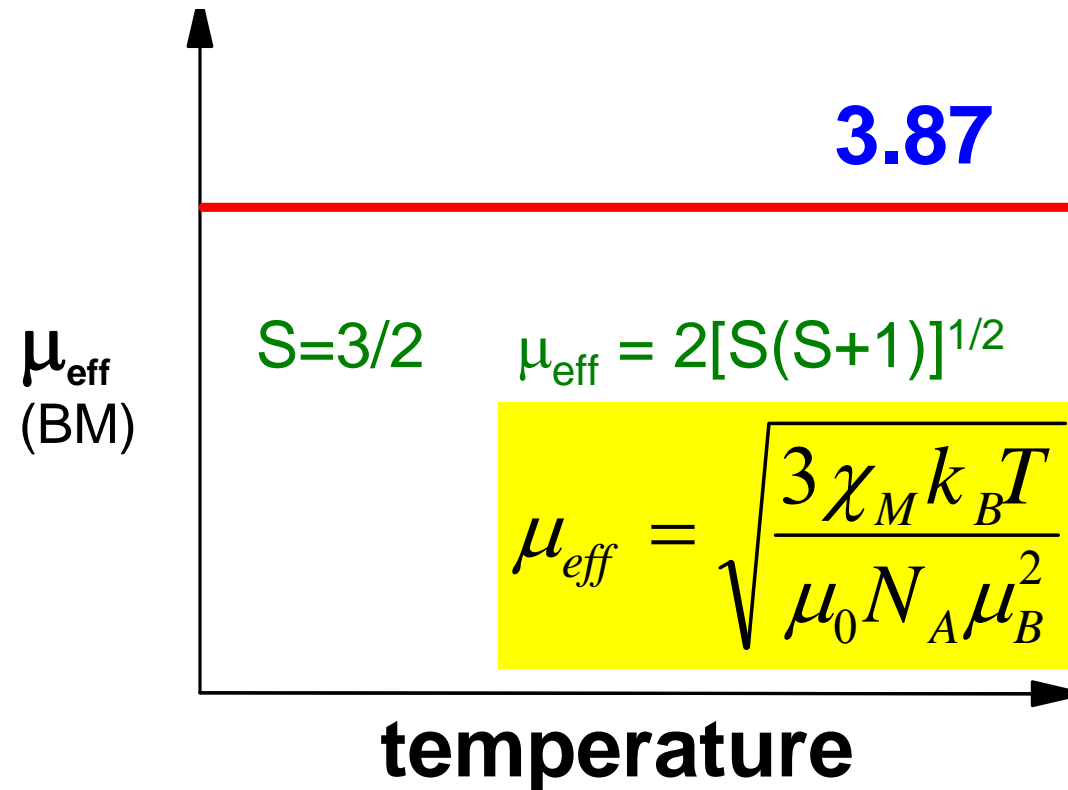
χ vs. T plot

$1/\chi = T/C$ plot - a straight line of gradient C^{-1} and intercept zero

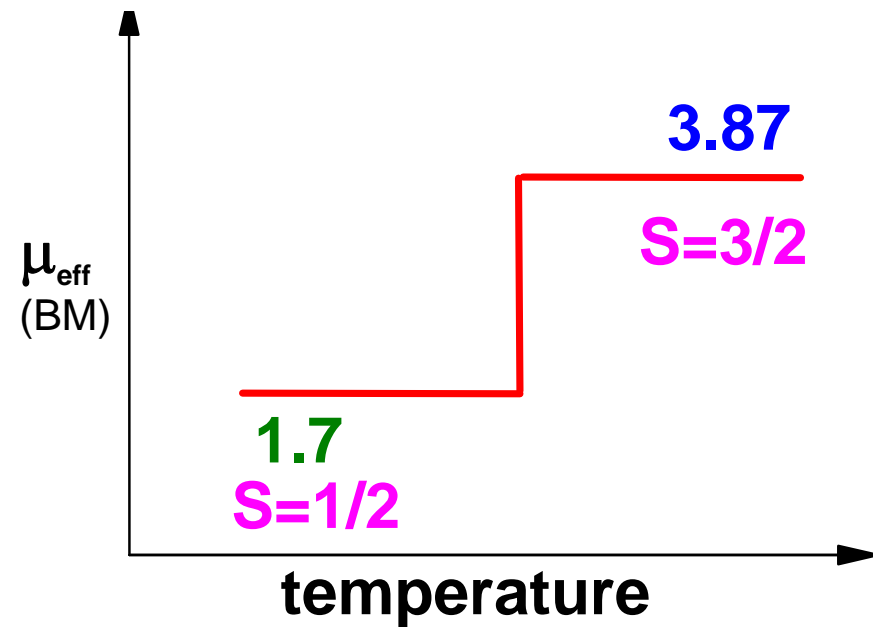
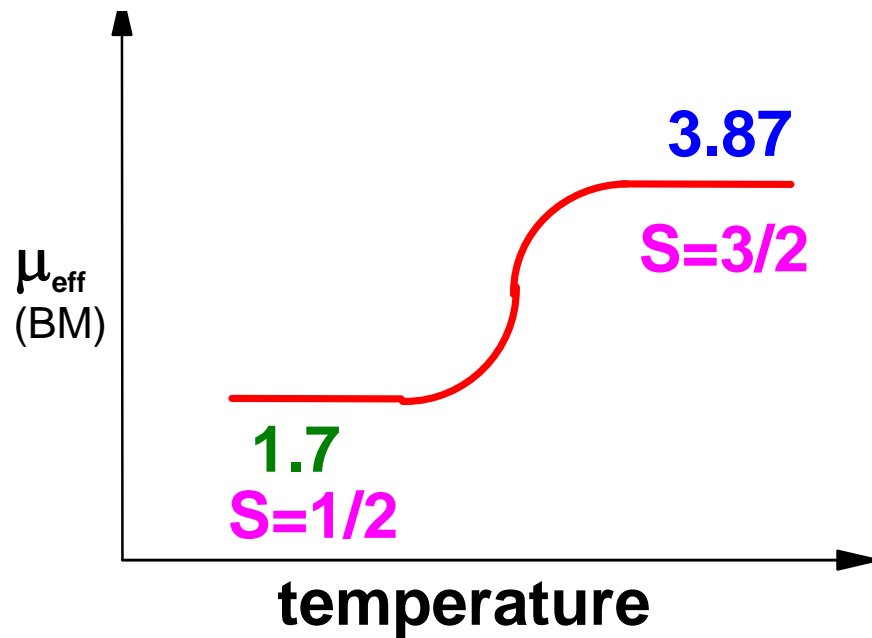


$\chi T = C$ - a straight line parallel to the x-axis at a constant value of χT showing the temperature independence of the magnetic moment.

Plot of μ_{eff} vs Temperature



Spin Equilibrium and Spin Crossover



Curie Plot

$$\chi_{\text{exp}} = \frac{C}{T - \theta} + \chi_T$$

$\chi_T = \chi_{\text{dia}} + \chi_{\text{Pauli}}$ = temperature independent contributions

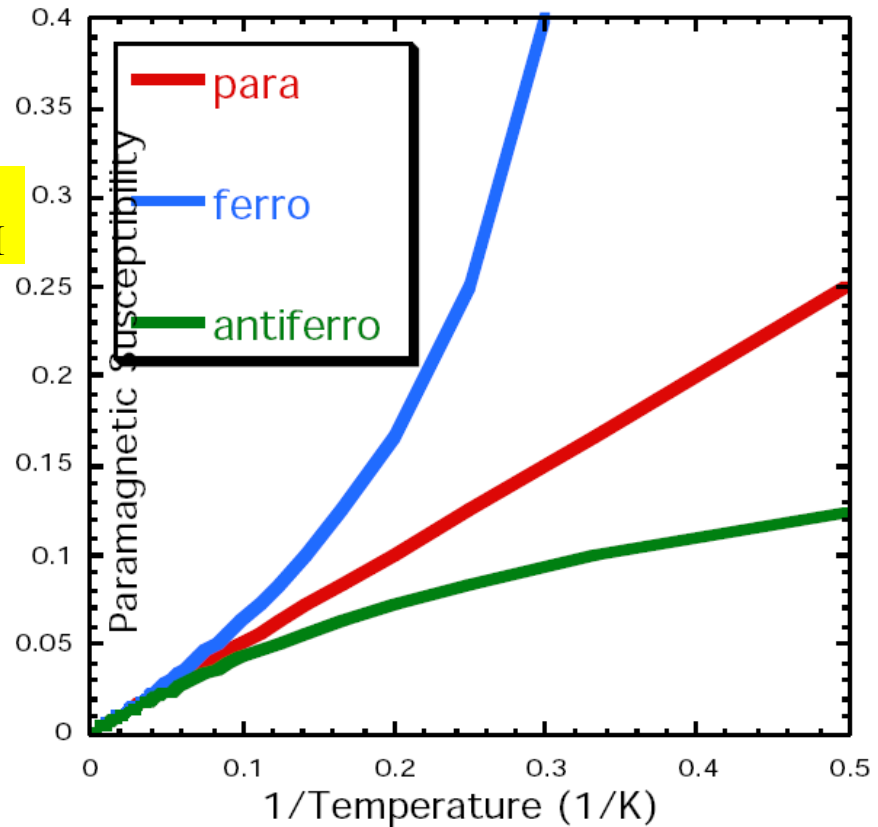
$$\chi_{\text{exp}} = \frac{C}{T} + \chi_T$$

at high temperature if θ is small

Plot χ_{exp} vs $1/T$

slope = C ; intercept = χ_T

χ_M



1/273 K = 0.00366

1/1.8 K = 0.556

Curie Plot

$$\chi_{\text{exp}} = \frac{C}{T - \theta} + \chi_T$$

$\chi_T = \chi_{\text{dia}} + \chi_{\text{Pauli}}$ = temperature independent contributions

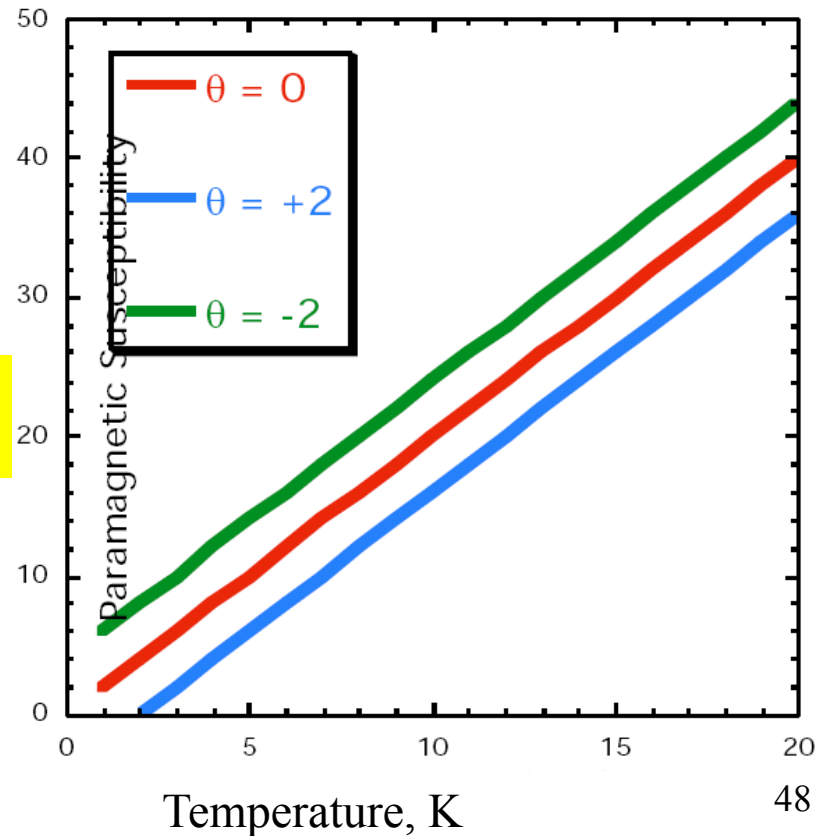
$$\chi_{\text{exp}} = \frac{C}{T} + \chi_T$$

at high temperature if θ is small

$1/\chi_M$

Plot $1/\chi_{\text{exp}}$ vs T

slope = $1/C$; intercept = θ/C

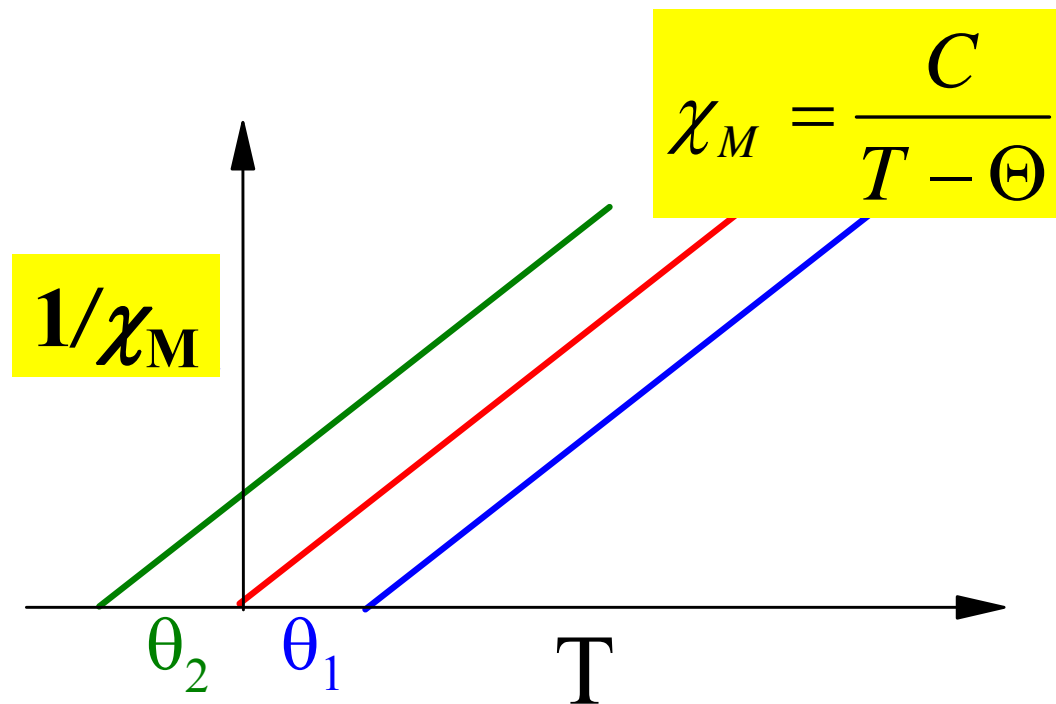


Curie-Weiss Law

Deviations from paramagnetic behavior

The system is not magnetically dilute (pure paramagnetic) or at low temperatures

The neighboring magnetic moments may align parallel or antiparallel (still considered as paramagnetic, not ferromagnetic or antiferromagnetic)



Θ = the Weiss constant
(the x-intercept)

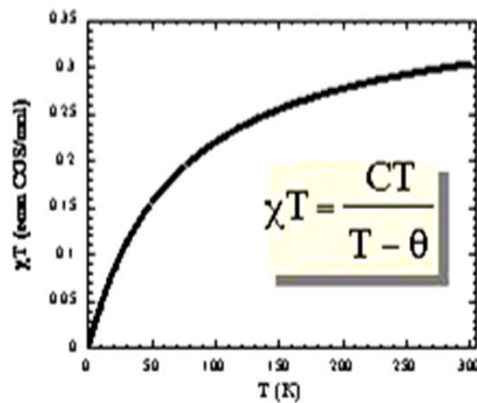
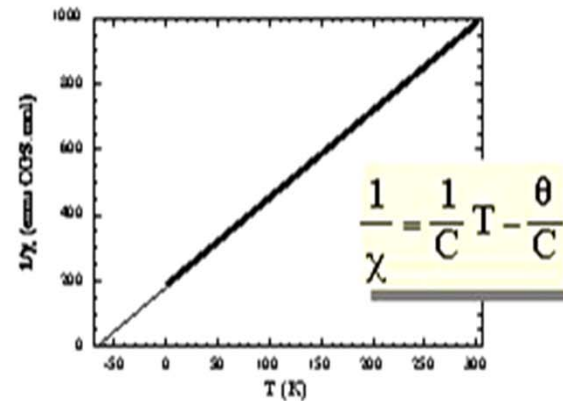
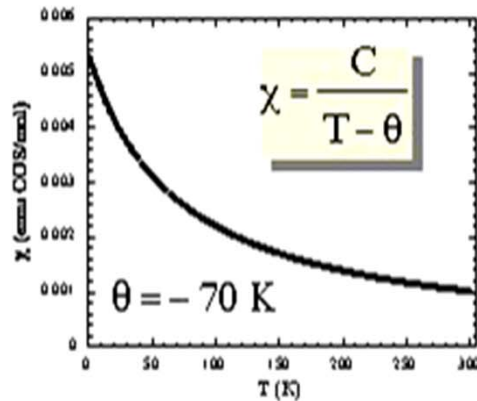
$\Theta = 0$ paramagnetic
spins independent of each
other

Θ is positive, spins align
parallel

Θ is negative, spins align
antiparallel

Curie-Weiss Paramagnetism

Plots obeying the Curie-Weiss law with a negative Weiss constant



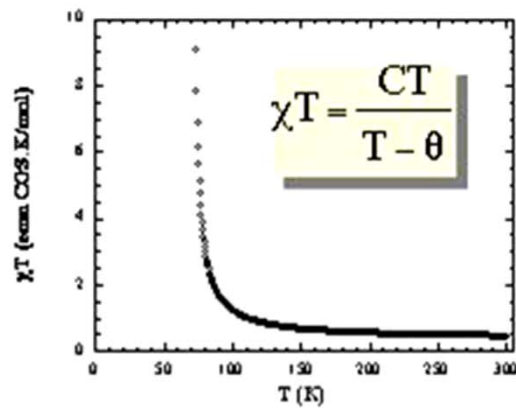
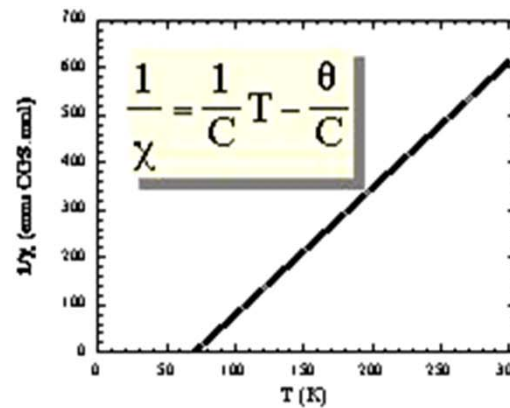
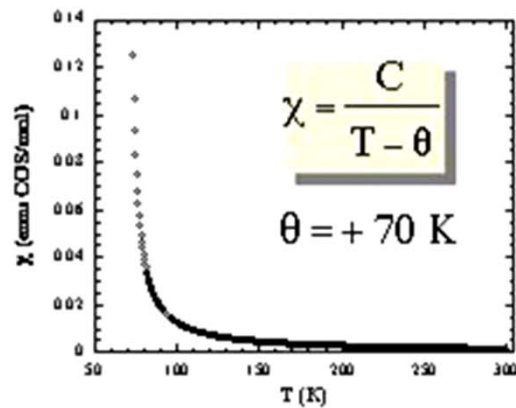
θ = intermolecular interactions among the moments

$\theta > 0$ - ferromagnetic interactions
(NOT ferromagnetism)

$\theta < 0$ - antiferromagnetic interactions
 θ (NOT antiferromagnetism)

Curie-Weiss Paramagnetism

Plots obeying the Curie-Weiss law with a positive Weiss constant



θ = intermolecular interactions among the moments

$\theta > 0$ - ferromagnetic interactions
(NOT ferromagnetism)

$\theta < 0$ - antiferromagnetic interactions
 θ (NOT antiferromagnetism)

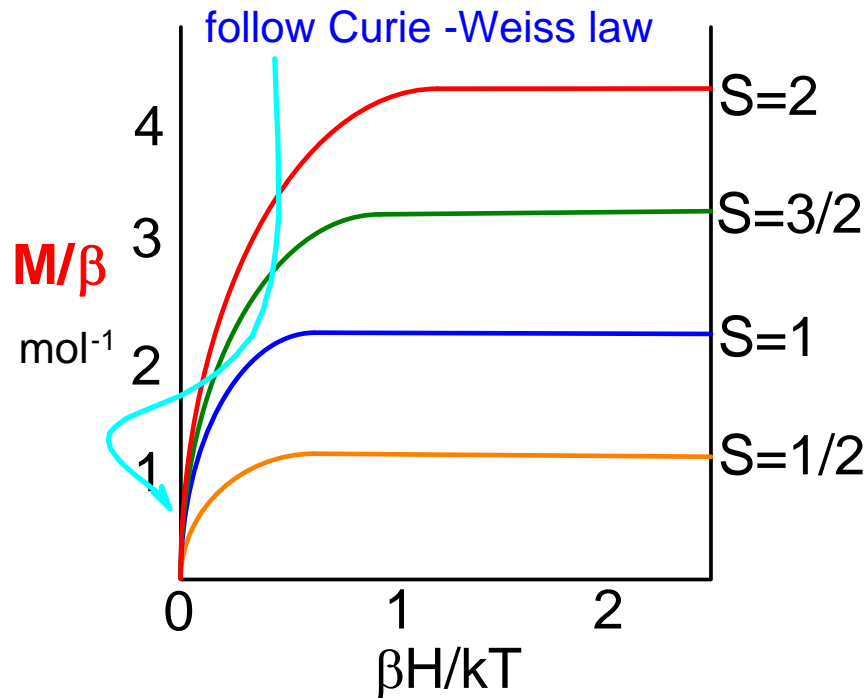
Saturation of Magnetization

The Curie-Weiss law does not hold where the system is approaching saturation at high H – **M is not proportional to H**

Approximation for $g \mu_B H \ll kT$ not valid

$$e^{\pm x} \sim 1 \pm x$$

$$\chi_M \neq \frac{M}{H} \neq \frac{N_A g^2 \mu_B^2}{3k_B T} S(S+1)$$



$$M_{sat} = N_A g \mu_B S$$

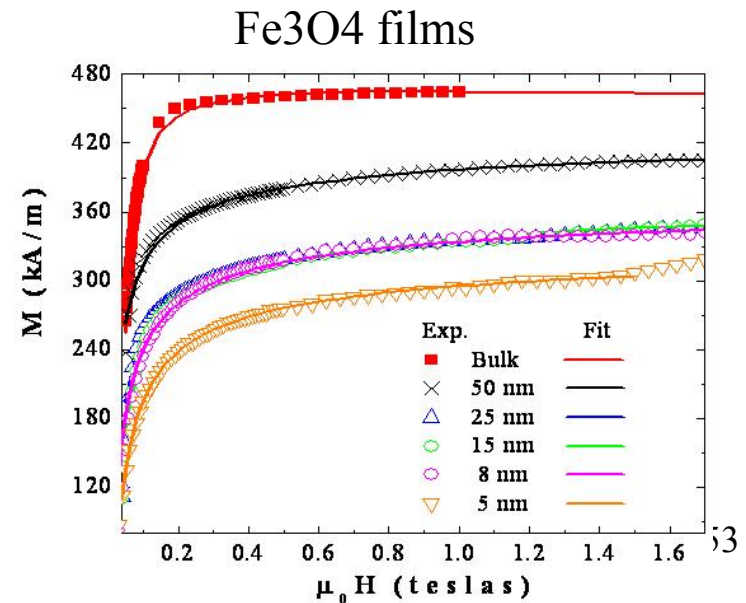
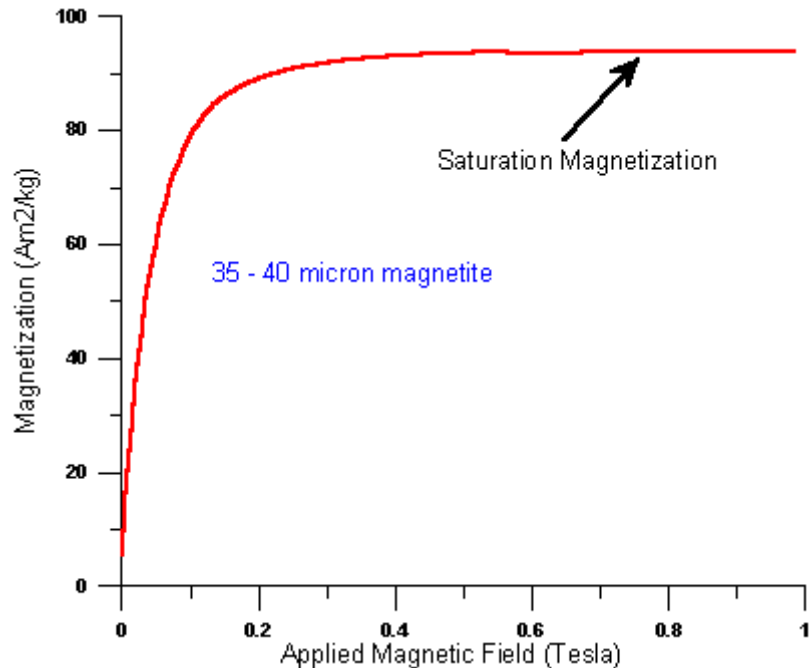
Saturation of Magnetization

The Curie-Weiss law does not hold where the system is approaching saturation at high H – **M is not proportional to H**

Approximation for $g \mu_B H \ll kT$ not valid

$$e^{\pm x} \sim 1 \pm x$$

$$\chi_M \neq \frac{M}{H} \neq \frac{N_A g^2 \mu_B^2}{3k_B T} S(S+1)$$

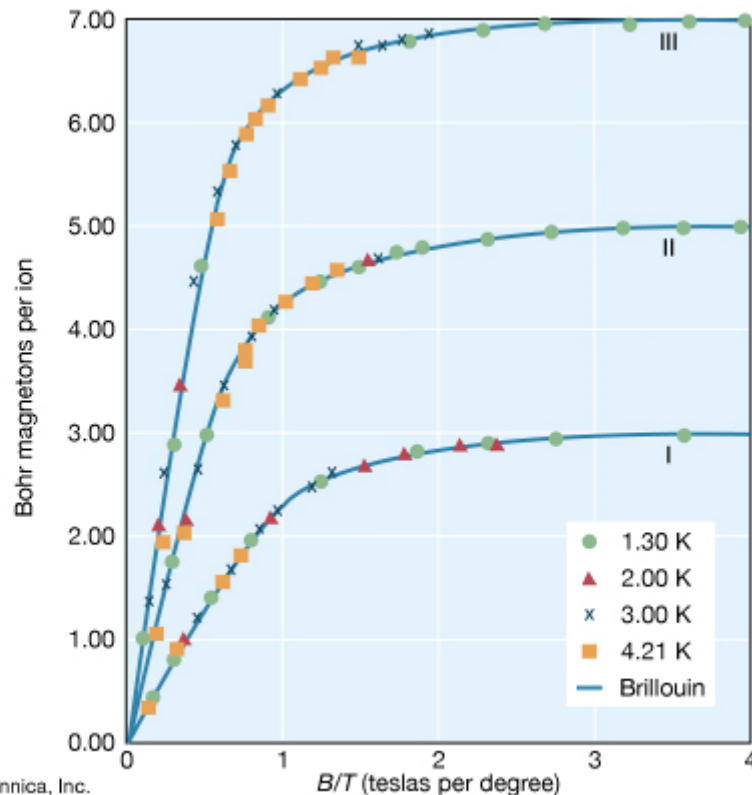


Saturation of Magnetization

The Curie-Wiess law does not hold where the system is approaching saturation at high H – **M is not proportional to H**

Approximation for $g \mu_B H \ll kT$ not valid

$$e^{\pm x} \sim 1 \pm x$$



$$\chi_M \neq \frac{M}{H} \neq \frac{N_A g^2 \mu_B^2}{3k_B T} S(S+1)$$

Curves I, II, and III refer to ions of chromium potassium alum, iron ammonium alum, and gadolinium sulfate octahydrate for which $g = 2$ and $j = 3/2, 5/2,$ and $7/2$, respectively.

Magnetism in Transition Metal Complexes

Many transition metal salts and complexes are paramagnetic due to partially filled d-orbitals.

The experimentally measured magnetic moment (μ) can provide important information about the compounds :

- Number of unpaired electrons present
- Distinction between HS and LS octahedral complexes
- Spectral behavior
- Structure of the complexes (tetrahedral vs octahedral)

Paramagnetism in Metal Complexes

Orbital motion of the electron generates

ORBITAL MAGNETIC MOMENT (μ_l)

Spin motion of the electron generates

SPIN MAGNETIC MOMENT (μ_s)

l = orbital angular momentum

s = spin angular momentum

For multi-electron systems

$$L = l_1 + l_2 + l_3 + \dots$$

$$S = s_1 + s_2 + s_3 + \dots$$

$$\mu_{l+s} = [4S(S+1) + L(L+1)]^{1/2} \text{ B.M.}$$

Paramagnetism in Transition Metal Complexes

The magnetic properties arise mainly from the exposed d-orbitals. The energy levels of d-orbitals are perturbed by ligands – ligand field spin-orbit coupling is less important, the orbital angular momentum is often “quenched” by special electronic configuration, especially when the symmetry is low, the rotation of electrons about the nucleus is restricted which leads to $L = 0$

$$\mu_{l+s} = [4S(S+1) + L(L+1)]^{1/2} B.M.$$

$$\mu_s = g \sqrt{S(S+1)} \frac{eh}{4\pi m_e} = \sqrt{4S(S+1)} \mu_B$$

Spin-Only Formula

$$\mu_s = \sqrt{n(n+2)} \mu_B$$

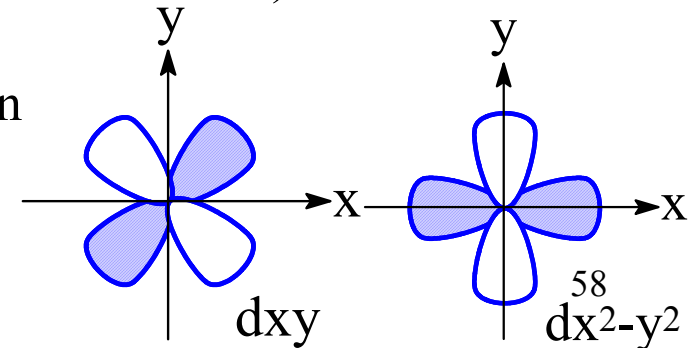
$\mu_s = 1.73, 2.83, 3.88, 4.90, 5.92$ BM for $n = 1$ to 5 , respectively

Orbital Angular Momentum Contribution

There must be an unfilled / half-filled orbital similar in energy to that of the orbital occupied by the unpaired electrons. If this is so, the electrons can make use of the available orbitals to circulate or move around the center of the complexes and hence generate L and μ_L

Conditions for orbital angular momentum contribution:

- The orbitals should be degenerate (t_{2g} or e_g)
- The orbitals should be similar in shape and size, so that they are transferable into one another by rotation about the same axis (e.g. d_{xy} is related to $d_{x^2-y^2}$ by a rotation of 45° about the z -axis.)
- Orbitals must not contain electrons of identical spin



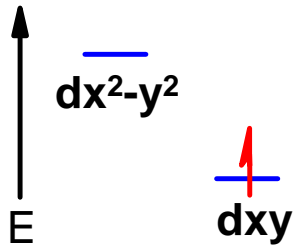
Orbital Contribution in Octahedral Complexes

Condition	t_{2g} set	e_g set $d_{x^2-y^2} + d_{z^2}$
1	Obedied	Obedied
2	Obedied	Not obedied
3	Since 1 and 2 are satisfied condition 3 dictates whether t_{2g} will generate μ_l or not	Does not matter since condition 2 is already not obedied

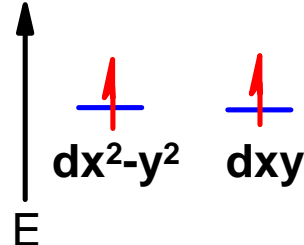
These conditions are fulfilled whenever one or two of the three t_{2g} orbitals contain an odd no. of electrons.

Spin-Orbit Coupling

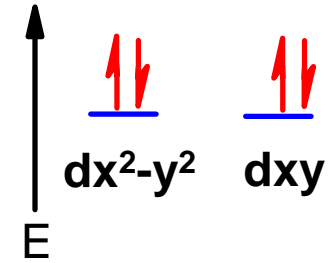
Little contribution from orbital angular momentum



dx^2-y^2 and dxy orbitals have different energies in a certain electron configuration, electrons cannot go back and forth between them

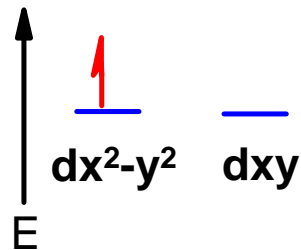
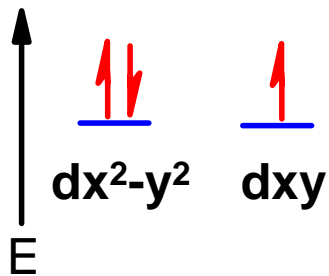


Electrons have to change directions of spins to circulate



Orbitals are filled

Spin-orbit couplings are significant

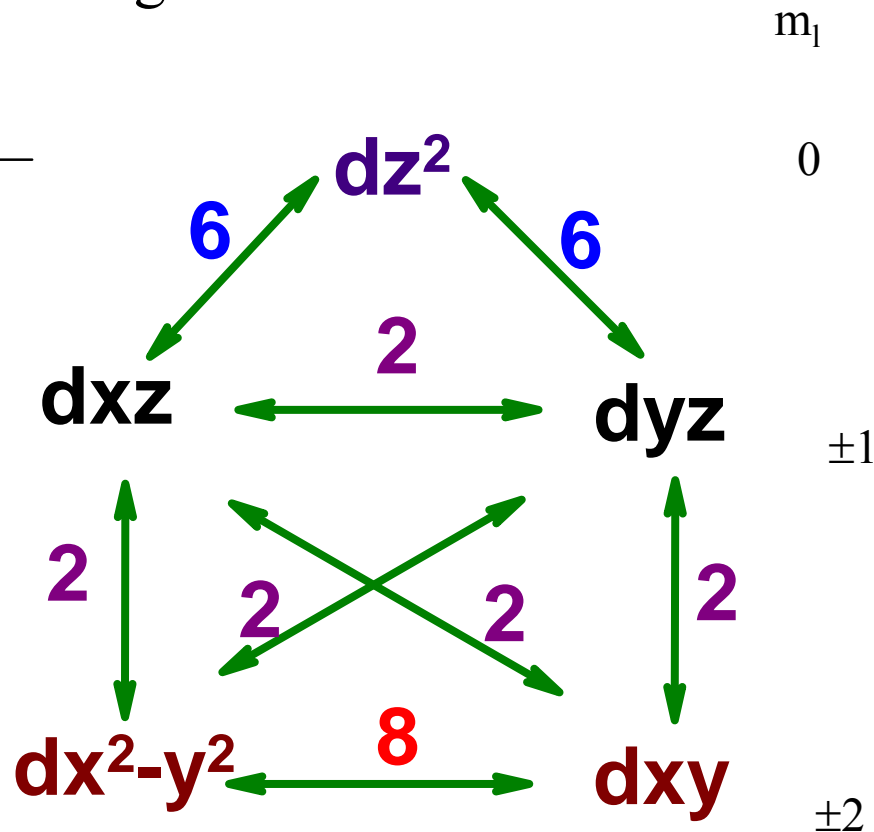


Magic Pentagon

Spin-orbit coupling influences g-value

$$g = 2.0023 \pm \frac{n\lambda}{E_1 - E_2}$$

2.0023: g-value for free ion
 + sign for <1/2 filled subshell
 - sign for >1/2 filled subshell
 n: number of magic pentagon
 λ: free ion spin-orbit coupling constant




orbital sets that may give spin-orbit coupling

no spin-orbit coupling contribution for **dz²/dx²-y²** and **dz²/dxy** ₆₁

Orbital Contribution in Octahedral Complexes

Ion	Config	OAM ?	μ_{so}	μ_{obs}	μ_{S+L}
Ti(III)	d1	yes	1.73	1.6-1.7	3.00
V(IV)	d1	yes	1.73	1.7-1.8	
V(III)	d2	yes	2.83	2.7-2.9	4.47
Cr(IV)	d2	yes	2.83	2.8	
V(II)	d3	no	3.88	3.8-3.9	5.20
Cr(III)	d3	no	3.88	3.7-3.9	
Mn(IV)	d3	no	3.88	3.8-4.0	
Cr(II)	d4 h.s	no	4.90	4.7-4.9	5.48
Cr(II)	d4 l.s.	yes	2.83	3.2-3.3	
Mn(III)	d4 h.s	no	4.90	4.9-5.0	
Mn(III)	d4 l.s.	yes	2.83	3.2	
Mn(II)	d5 h.s	no	5.92	5.6-6.1	5.92
Mn(II)	d5 l.s	yes	1.73	1.8-2.1	
Fe(III)	d5 h.s	no	5.92	5.7-6.0	
Fe(III)	d5 l.s	yes	1.73	2.0-2.5	
Fe(II)	d6 h.s	yes	4.90	5.1-5.7	5.48
Co(II)	d7 h.s	yes	3.88	4.3-5.2	5.20
Co(II)	d7 l.s	no	1.73	1.8	
Ni(III)	d7 l.s	no	1.73	1.8-2.0	
Ni(II)	d8	no	2.83	2.9-3.3	4.47
Cu(II)	d9	no	1.73	1.7-2.2	3.00

Orbital Contribution in Octahedral Complexes

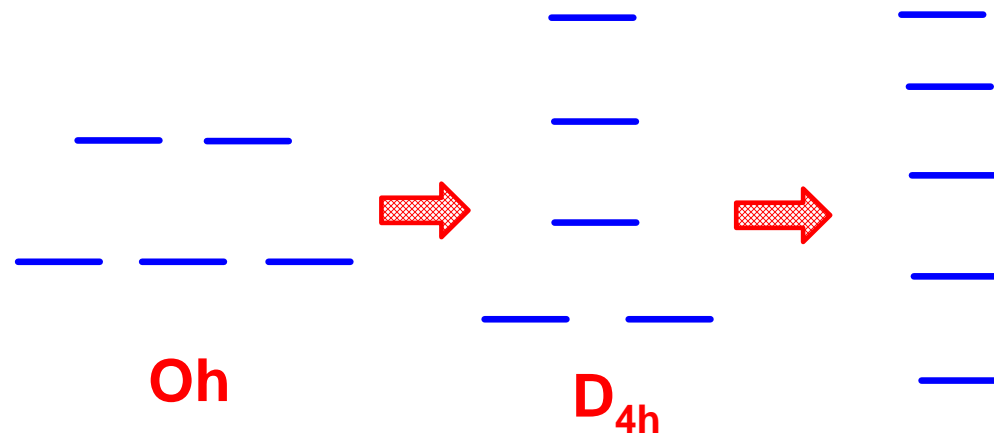


Orbital Contribution in Tetrahedral Complexes

Ion	Config	OAM ?	μ_{so}	μ_{obs}	μ_{S+L}
Cr(V)	d1	no	1.73	1.7-1.8	3.00
Mn(VI)	d1	no	1.73	1.7-1.8	
Cr(IV)	d2	no	2.83	2.8	4.47
Mn(V)	d2	no	2.83	2.6-2.8	
Fe(V)	d3	yes	3.88	3.6-3.7	5.20
-	d4	yes	4.90	-	5.48
Mn(II)	d5	no	5.92	5.9-6.2	5.92
Fe(II)	d6	no	4.90	5.3-5.5	5.48
Co(II)	d7	no	3.88	4.2-4.8	5.20
Ni(II)	d8	yes	2.83	3.7-4.0	4.47
Cu(II)	d9	yes	1.73		3.0

Orbital Contribution in Low-symmetry Ligand Field

If the symmetry is lowered, degeneracy will be destroyed and the orbital contribution will be quenched.



D_{4h} : all are quenched except d^1 and d^3

$\mu_{\text{eff}} = g[S(S+1)]^{1/2}$ (**spin-only**) is valid

Magnetic Properties of Lanthanides

4f electrons are too far inside $4f^n 5s^2 5p^6$
as compared to the d electrons in transition metals

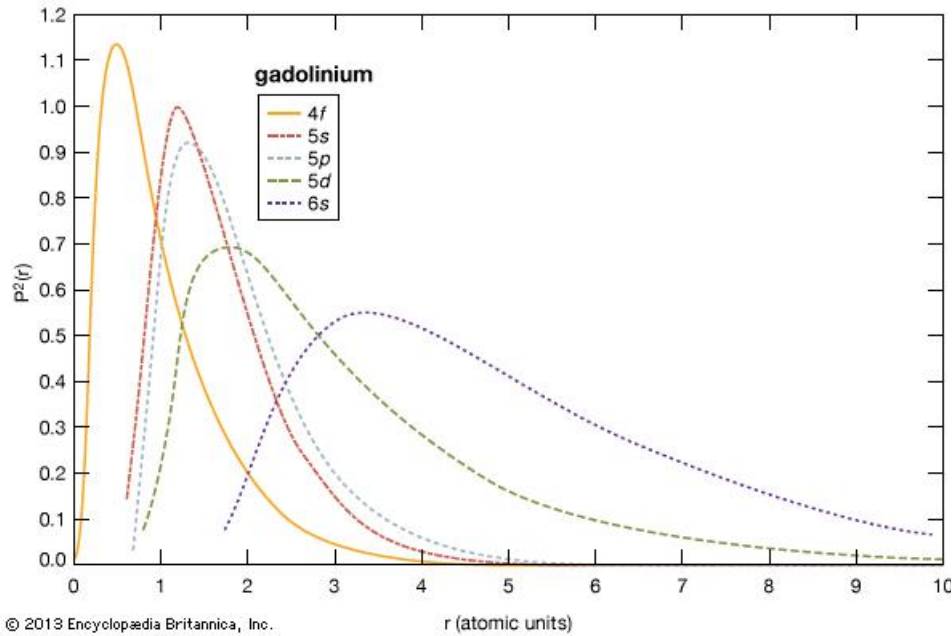
Thus 4f normally unaffected by surrounding ligands

The magnetic moments of Ln^{3+} ions are generally well-described from **the coupling of spin and orbital angular momenta** to give J vector

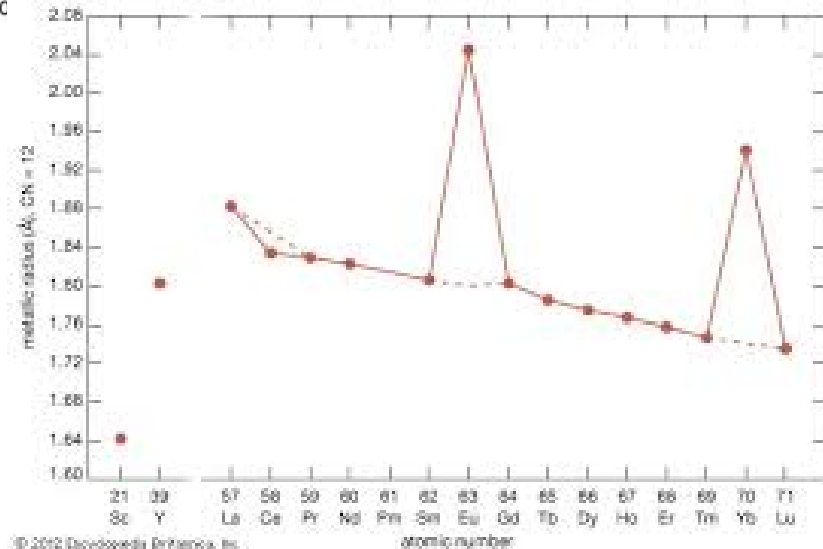
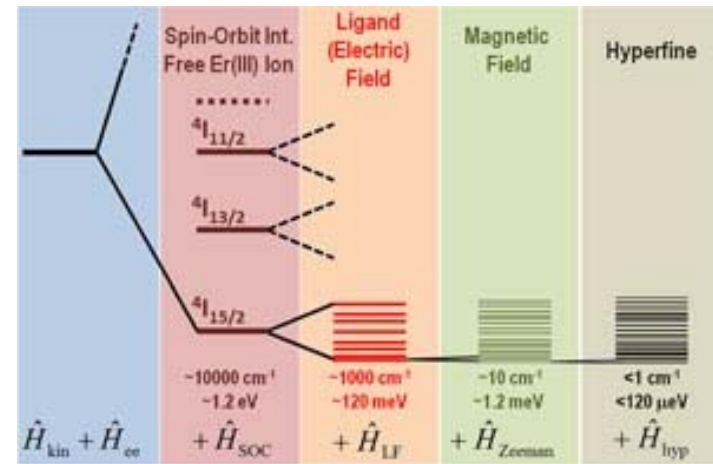
Russell-Saunders Coupling

- spin orbit coupling constants are large (ca. 1000 cm^{-1})
- ligand field effects are very small (ca. 100 cm^{-1})
 - only ground J-state is populated
 - spin-orbit coupling \gg ligand field splitting
- magnetism is essentially independent of coordination environment

Magnetic Properties of Lanthanides



© 2013 Encyclopædia Britannica, Inc.



© 2012 Encyclopædia Britannica, Inc.

Magnetic Properties of Lanthanides

Magnetic moment of a J-state is expressed by the **Landé formula**:

$$\mu_J = g_J \sqrt{J(J+1)} \mu_B$$

$$J = L + S, L + S - 1, \dots, L - S$$

$$g_J = 1 + \frac{J(J+1) + S(S+1) - L(L+1)}{2J(J+1)}$$

g-value for free ions

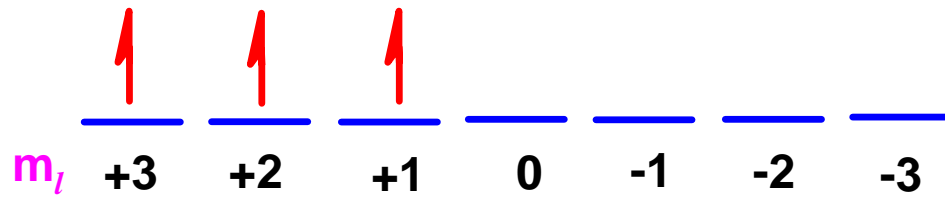
For the calculation of g value, use
minimum value of J for the configurations up to half-filled;
i.e. $J = L - S$ for $f^0 - f^7$ configurations
maximum value of J for configurations more than half-filled;
i.e. $J = L + S$ for $f^8 - f^{14}$ configurations

For f^0 , f^7 , and f^{14} , $L = 0$, hence μ_J becomes μ_S

Magnetic Properties of Lanthanides Ln³⁺

	config	g.s.	No. e-	color	μ_{eff}	
					calcd	obsd
La	4f ⁰	¹ S ₀	0	Colorless	0	0
Ce	4f ¹	² F _{5/2}	1	Colorless	2.54	2.3 - 2.5
Pr	4f ²	³ H ₄	2	Green	3.58	3.4 - 3.6
Nd	4f ³	⁴ I _{9/2}	3	Lilac	3.62	3.5 - 3.6
Pm	4f ⁴	⁵ I ₄	4	Pink	2.68	-
Sm	4f ⁵	⁶ H _{5/2}	5	Yellow	0.85	1.4 - 1.7
Eu	4f ⁶	⁷ F ₀	6	Pale pink	0	3.3 - 3.5
Gd	4f ⁷	⁸ S _{7/2}	7	Colorless	7.94	7.9 - 8.0
Tb	4f ⁸	⁷ F ₆	6	Pale pink	9.72	9.5 - 9.8
Dy	4f ⁹	⁶ H _{15/2}	5	Yellow	10.65	10.4 - 10.6
Ho	4f ¹⁰	⁵ I ₈	4	Yellow	10.6	10.4 - 10.7
Er	4f ¹¹	⁴ I _{15/2}	3	Rose-pink	9.58	9.4 - 9.6
Tm	4f ¹²	³ H ₆	2	pale green	7.56	7.1 - 7.6
Yb	4f ¹³	² F _{7/2}	1	Colorless	4.54	4.3 - 4.9
Lu	4f ¹⁴	¹ S ₀	0	Colorless	0	0

μ_{eff} of Nd^{3+} ($4f^3$)



$M_L J$

Term symbol of electronic state

$$L_{\text{max}} = 3 + 2 + 1 = 6$$

$$S_{\text{max}} = 3 \times 1/2 = 3/2 \quad M = 2S + 1 = 2 \times 3/2 + 1 = 4$$

$$\text{Ground state } J = L - S = 6 - 3/2 = 9/2$$

Ground state term symbol: ${}^4I_{9/2}$

$$g = 1 + \frac{3/2(3/2+1) - 6(6+1) + (9/2)(9/2+1)}{2 \times (9/2)(9/2+1)} = 0.727$$

$$\mu_{\text{eff}} = g[J(J+1)]^{1/2} = 0.727[(9/2)(9/2 + 1)] = 3.62 \text{ BM}$$

Magnetic Properties of Pr³⁺

Pr³⁺ [Xe]4f²

Find Ground State from Hund's Rules

Maximum Multiplicity $S = 1/2 + 1/2 = 1$ $M = 2S + 1 = 3$

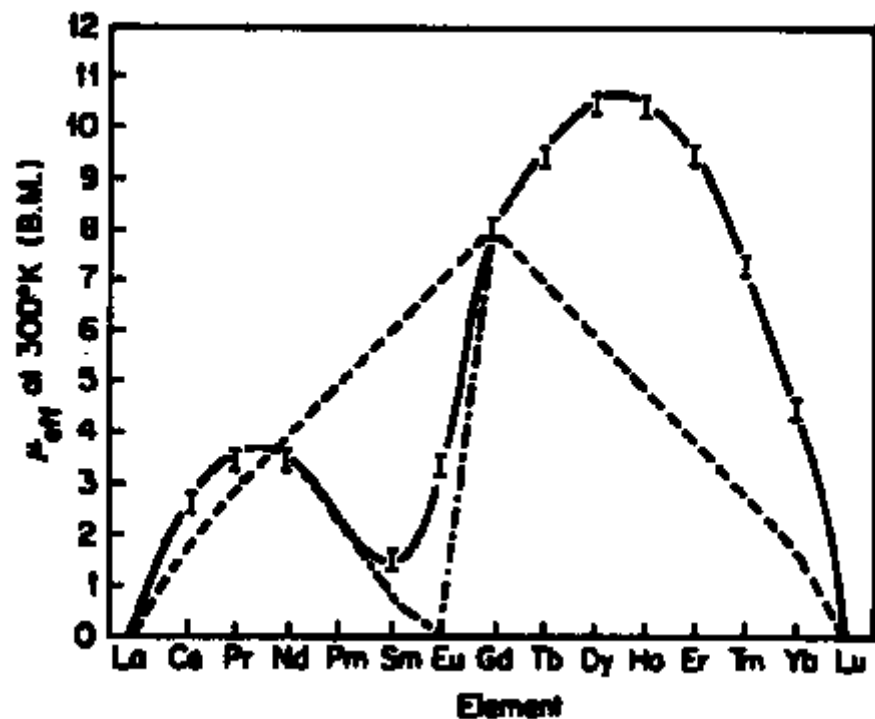
Maximum Orbital Angular Momentum $L = 3 + 2 = 5$

Total Angular Momentum $J = (L + S), (L + S) - 1, \dots, L - S = 6, 5, 4$
f² = less than half-filled sub-shell - choose minimum J → **J = 4**

$$g = (3/2) + [1(1+1) - 5(5+1)] / 2(4)(4+1) = 0.8$$

$$\mu_J = 3.577 \text{ B.M. Experiment} = 3.4 - 3.6 \text{ B.M.}$$

Magnetic Properties of Lanthanides Ln^{3+}



Experimental — Landé Formula - - - Spin-Only Formula - - -

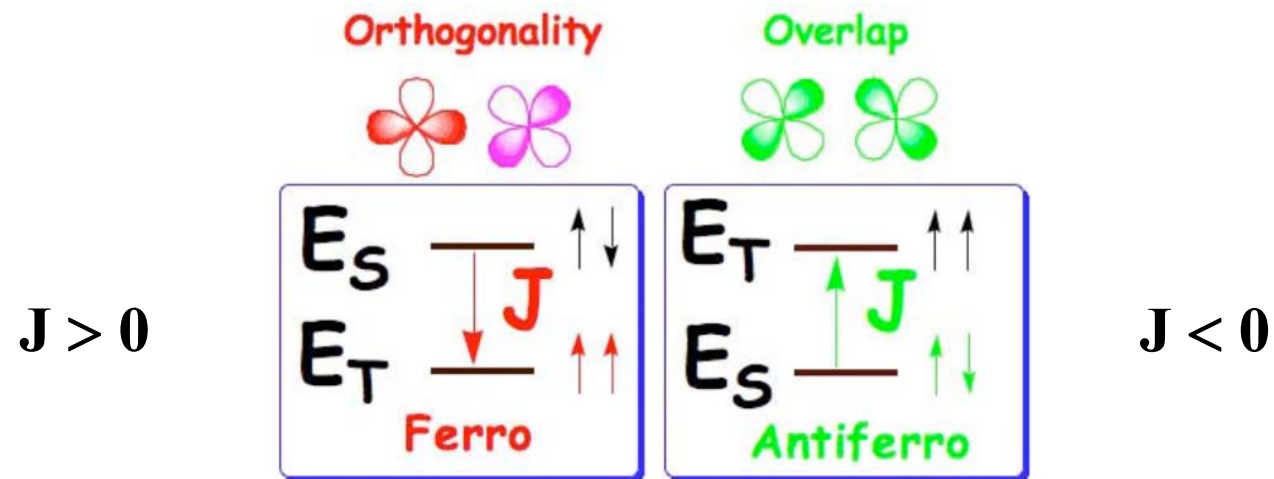
Landé formula fits well with observed magnetic moments for all but Sm(III) and Eu(III) ions. Moments of these ions are altered from the Landé expression by temperature-dependent population of low lying excited J-state(s)

Spin Hamiltonian in Cooperative Systems

$$H = -2J \sum_{ij} \vec{S}_i \cdot \vec{S}_j$$

The coupling between pairs of individual spins, S , on atom i and atom j

J = the magnitude of the coupling

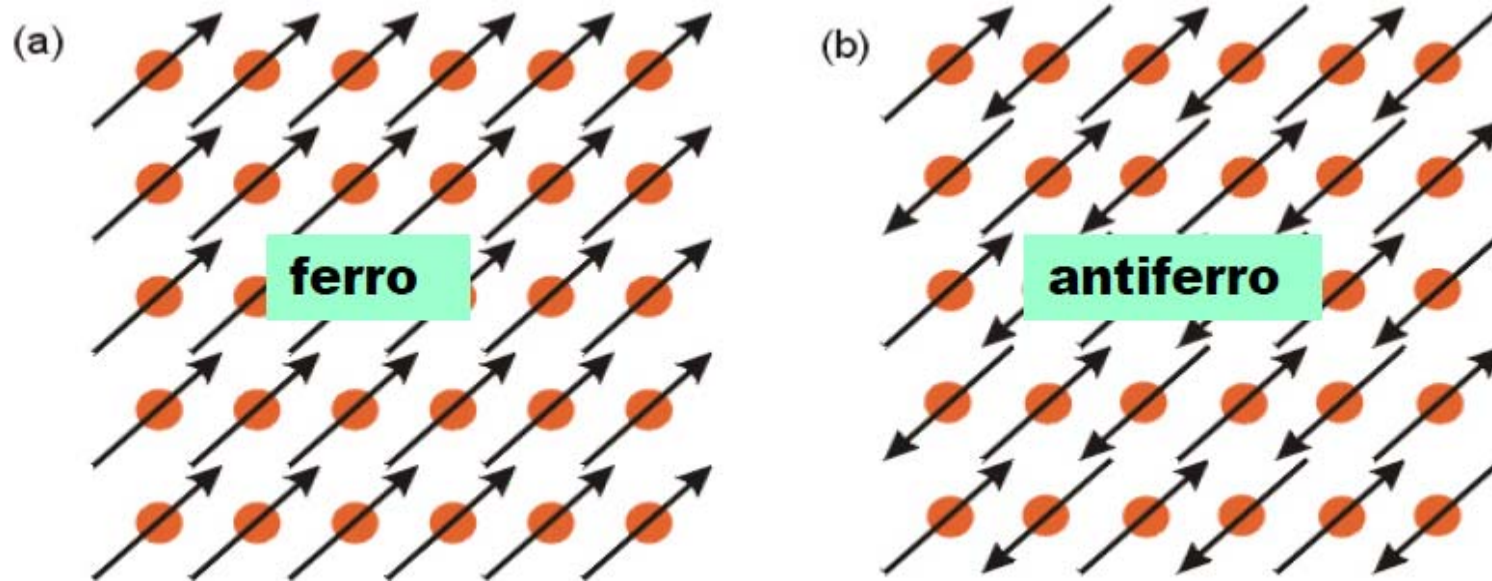


Magnetism in Solids

Cooperative Magnetism

Diamagnetism and paramagnetism are characteristic of compounds with individual atoms which do not interact magnetically (e.g. classical complex compounds)

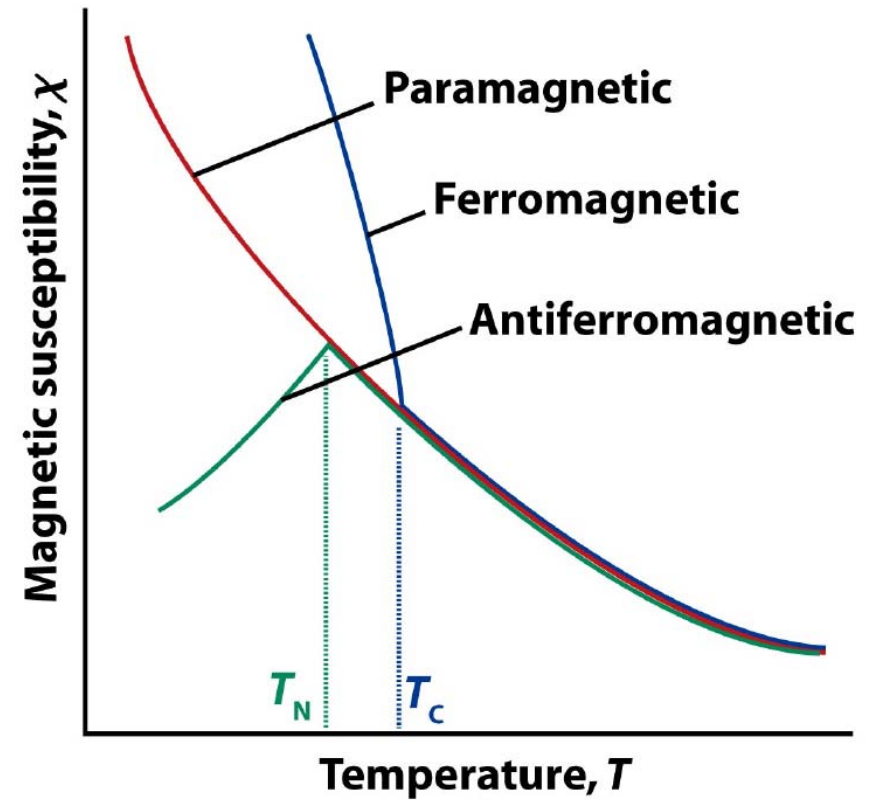
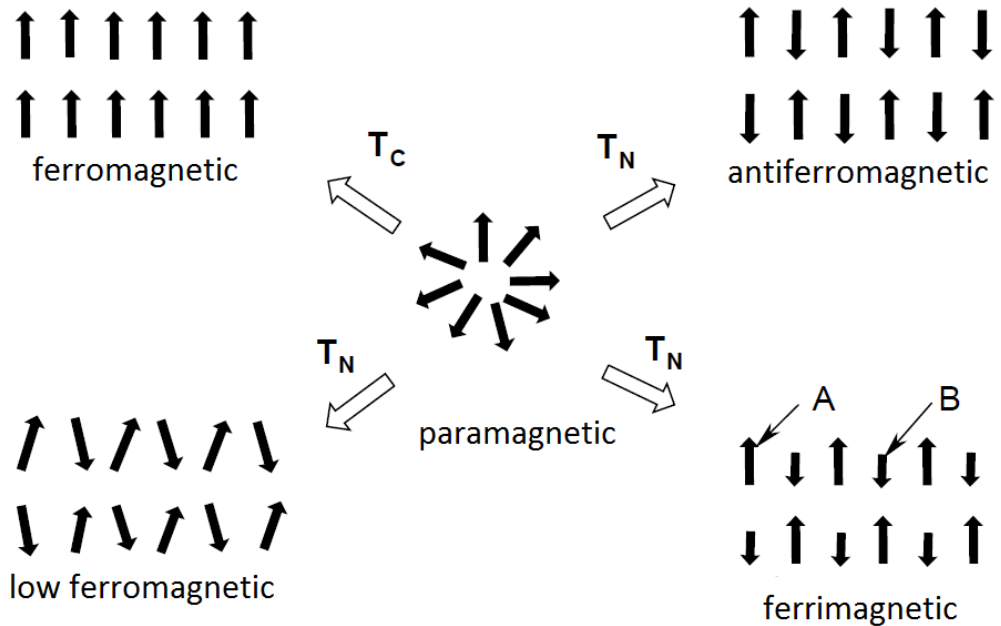
Ferromagnetism, antiferromagnetism and other types of cooperative magnetism originate from an intense magnetical interaction between electron spins of many atoms.



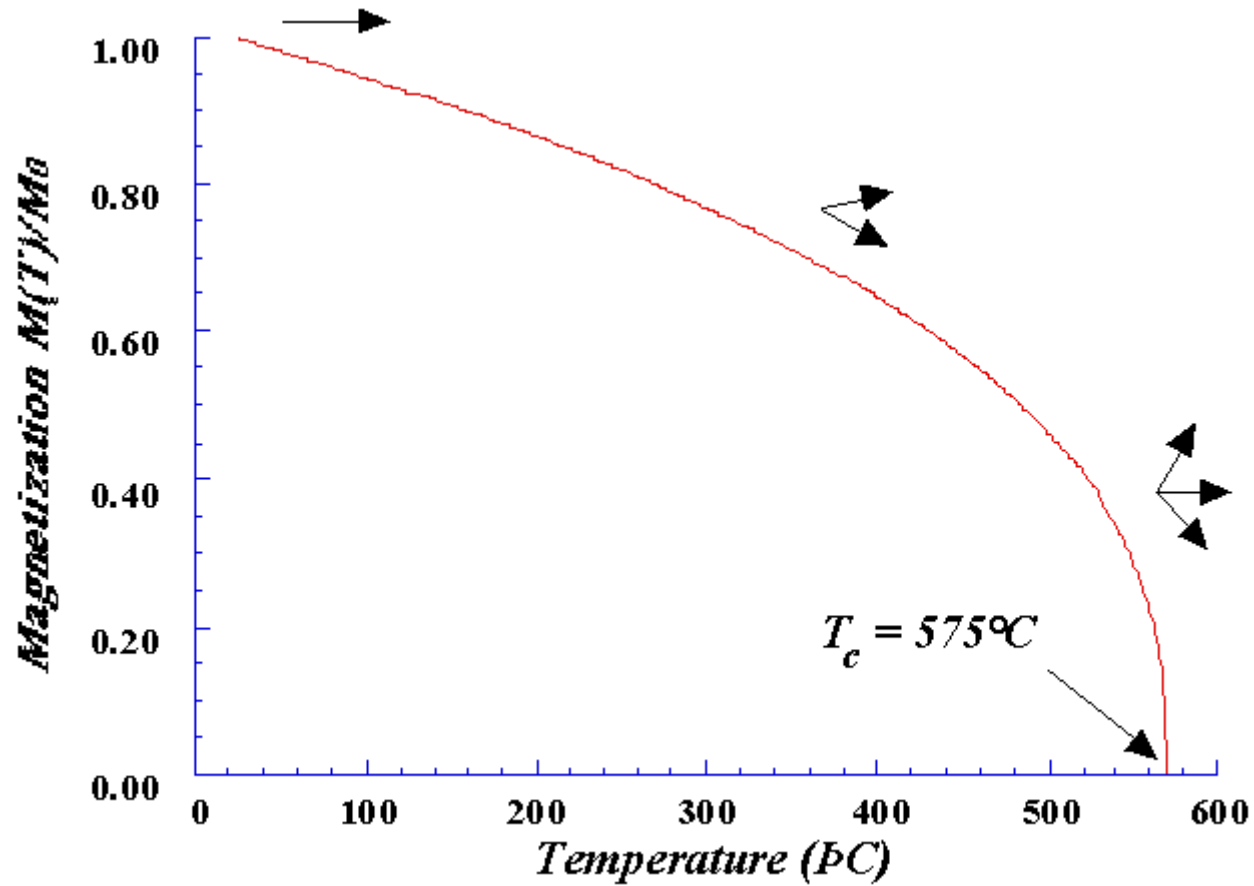
Magnetic Ordering

Critical temperature – under T_{crit} the magnetic coupling energy between spins is bigger than thermal energy resulting in spin ordering

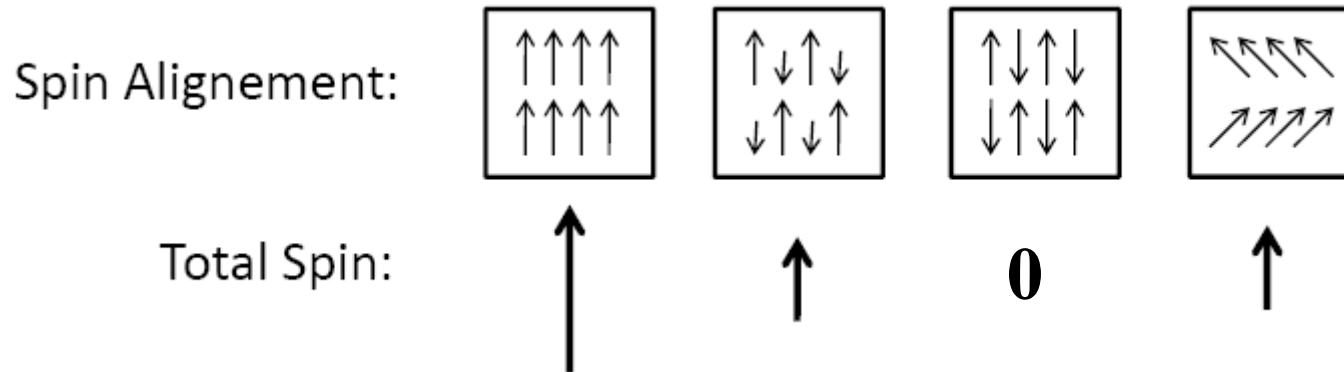
T_C = Curie temperature
 T_N = Neel temperature



Curie Temperature



Magnetic Ordering



Ferromagnets - all interactions ferromagnetic, a large overall magnetization

Ferrimagnets - the alignment is antiferromagnetic, but due to different magnitudes of the spins, a net magnetic moment is observed

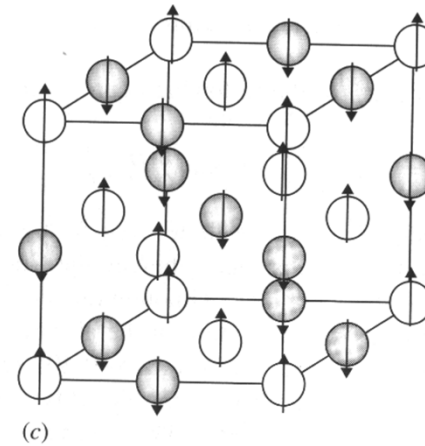
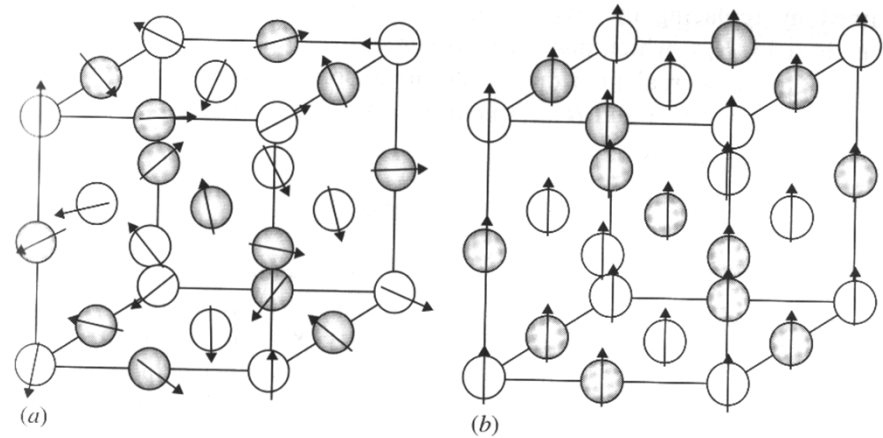
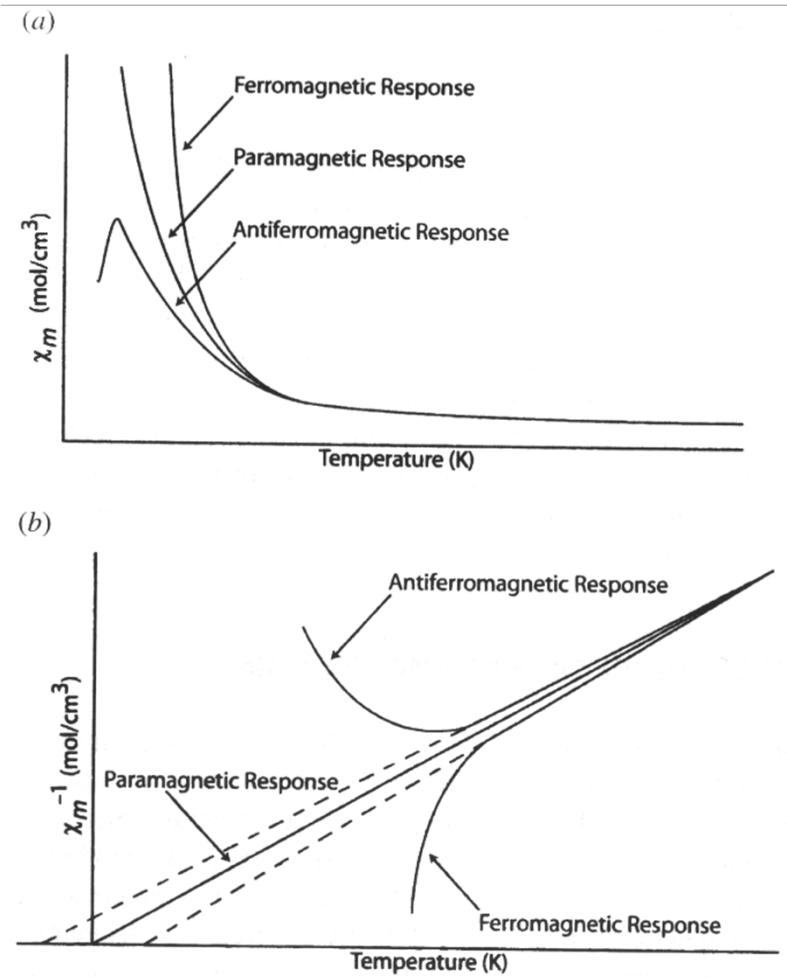
Antiferromagnets - both spins are of same magnitude and are arranged antiparallel

Weak ferromagnets – spins are not aligned anti/parallel but canted

Spin glasses – spins are correlated but not long-range ordered

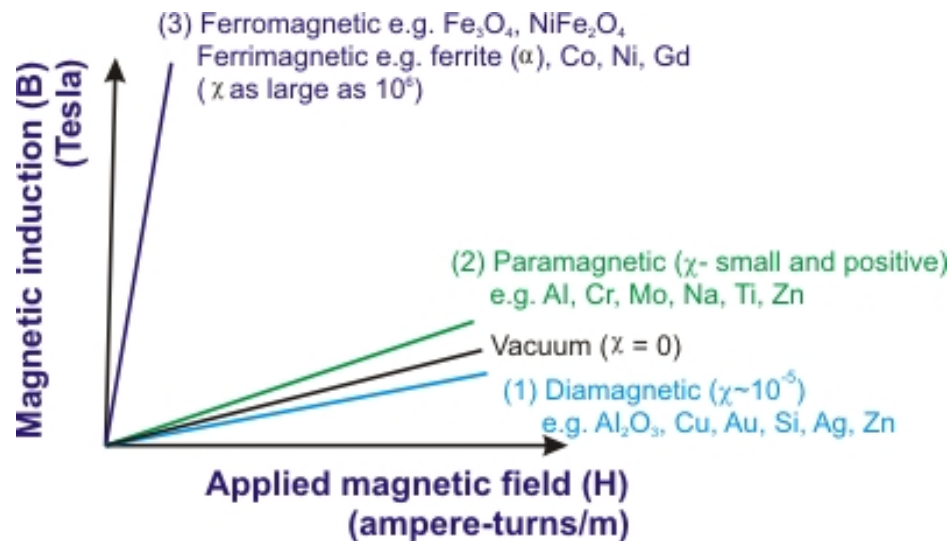
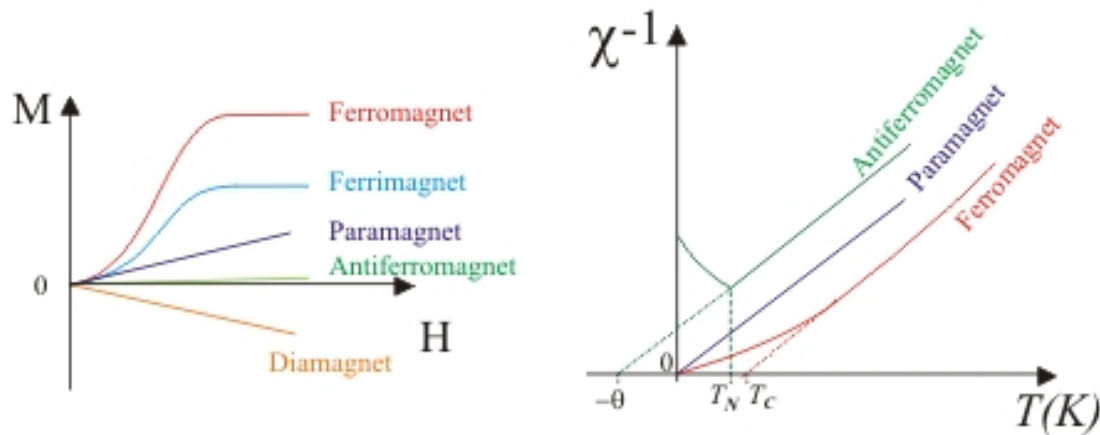
Metamagnets

Para-, Ferro-, Antiferromagnetic




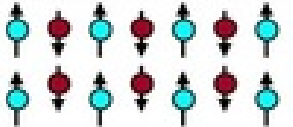
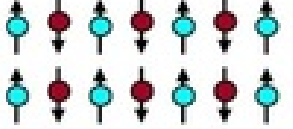
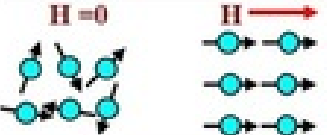

Magnetic Ordering

Comparison of M-H Behaviour Comparison of Susceptibility vs Temperature Behaviour

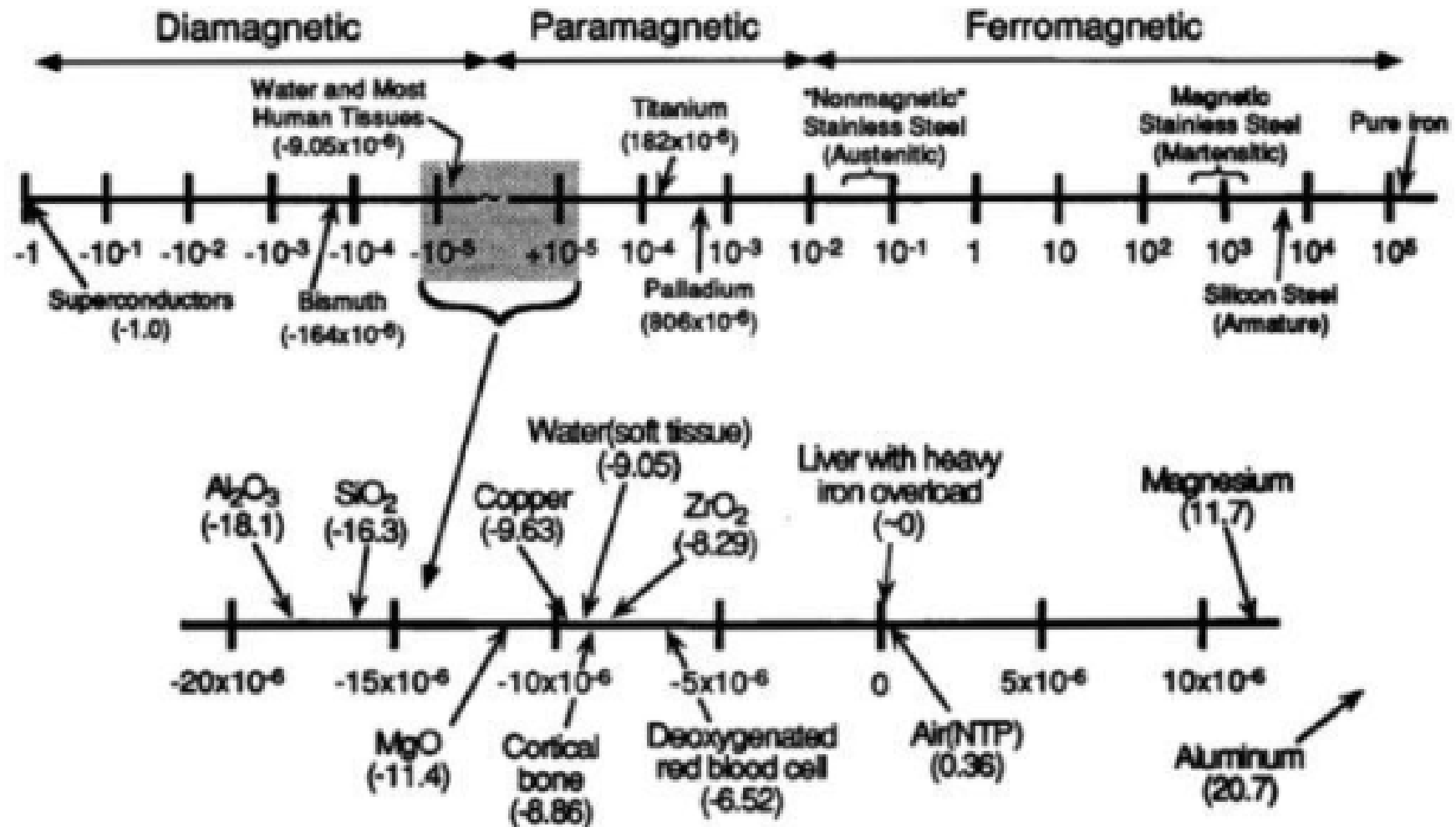


Magnetic Ordering

Types of Magnetic Behavior (in order of decrease strength):
everything related to magnetics is due to electron spin....

type	spin alignment	spin in simplified plot	examples
ferromagnetic	all spins align parallel to one another: spontaneous magnetization- $M = a + b$		Fe, Co, Ni, Gd, Dy, SmCo_5 , $\text{Sm}_2\text{Co}_{17}$, $\text{Nd}_2\text{Fe}_{14}\text{B}$
ferrimagnetic	most spins parallel to one another, some spins antiparallel: spontaneous magnetization- $M = a - b > 0$		magnetite (Fe_3O_4), yttrium iron garnet (YIG), GdCo_5
antiferromagnetic	periodic parallel-antiparallel spin distribution: $M = a - b = 0$		chromium, FeMn, NiO
paramagnetic	spins tend to align parallel to an external magnetic field: $M = 0 @ H=0, M > 0 @ H > 0$		oxygen, sodium, aluminum, calcium, uranium
diamagnetic	spins tend to align antiparallel to an external magnetic field $M = 0 @ H=0, M < 0 @ H > 0$		superconductors, nitrogen, copper, silver, gold, water, organic compounds

Para-, Ferro-, Antiferromagnetic Ordering

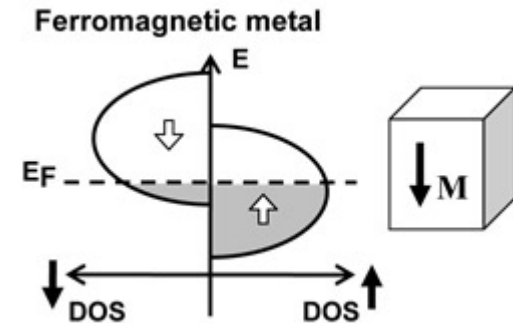
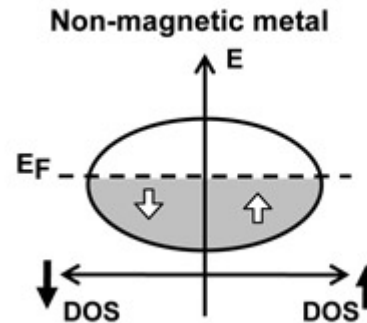
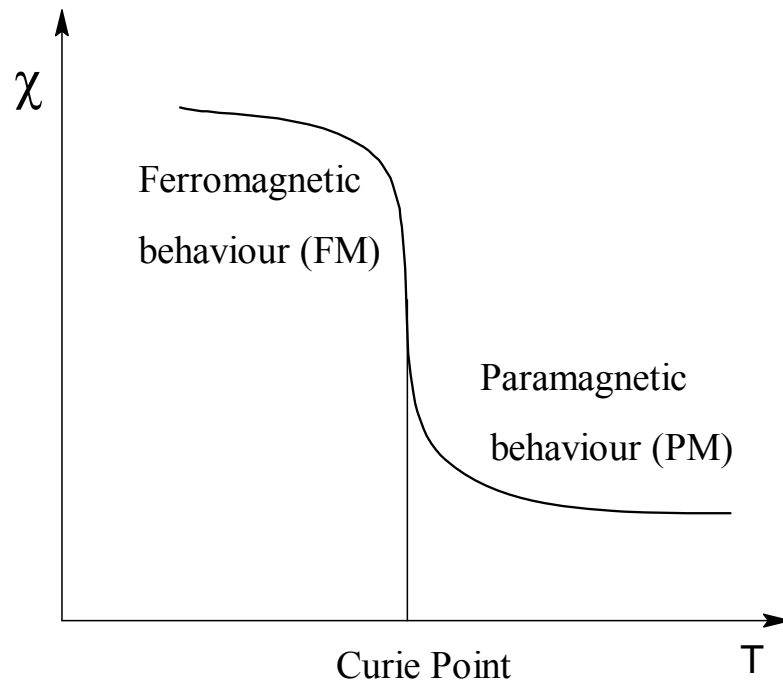



Ferromagnetism

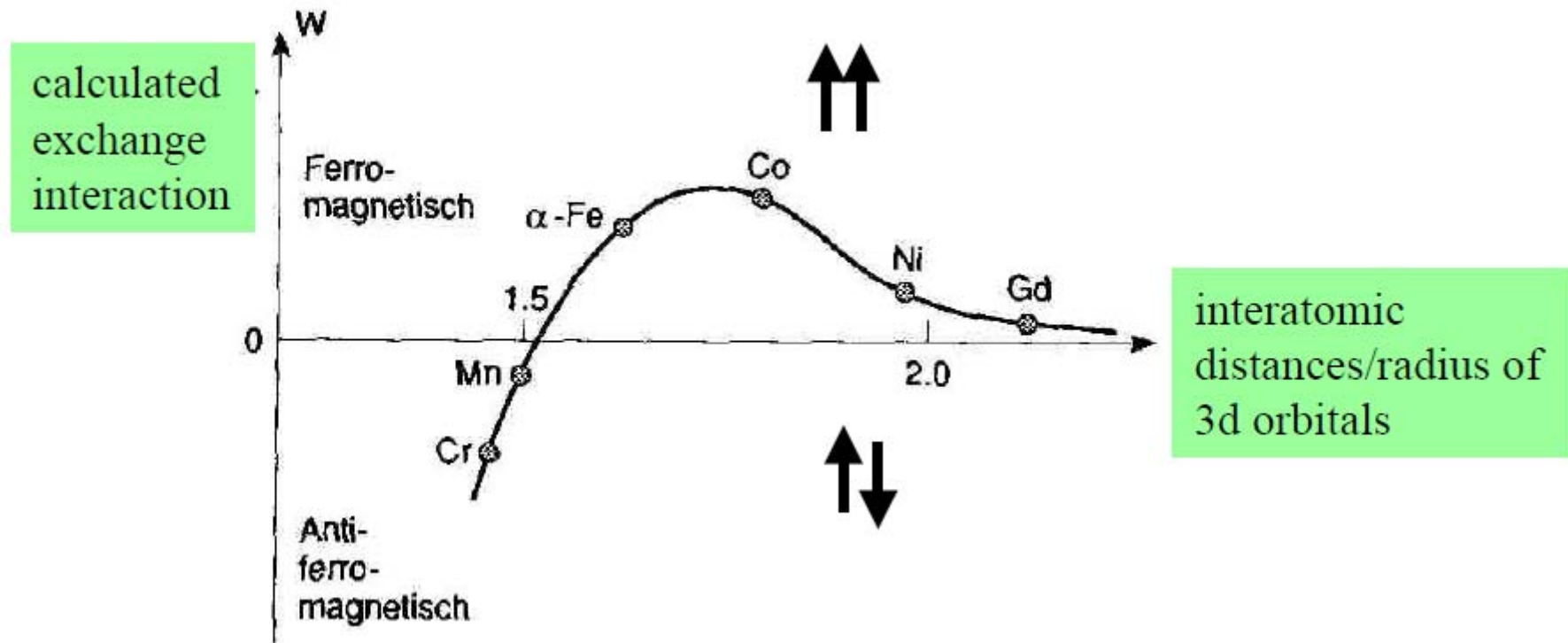
J positive with spins parallel below T_c

a spontaneous permanent M (in absence of H)

T_c = Curie Temperature, above T_c = paramagnet



Ferromagnetism

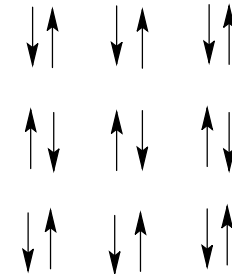
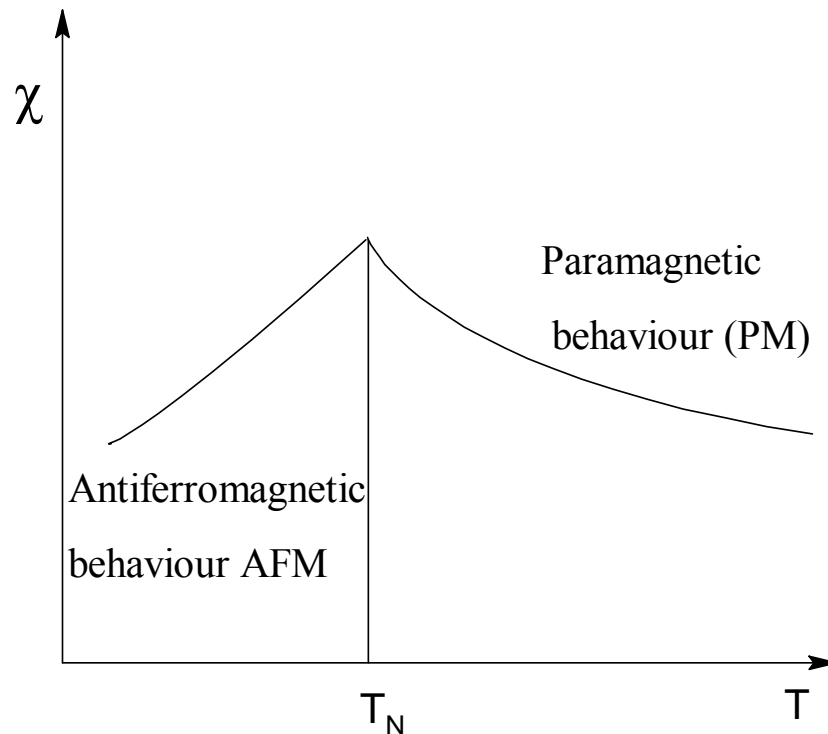


Antiferromagnetism

J negative with spins antiparallel below T_N

no spontaneous M, no permanent M

critical temperature: T_N (Neel Temperature), above T_N = paramagnet

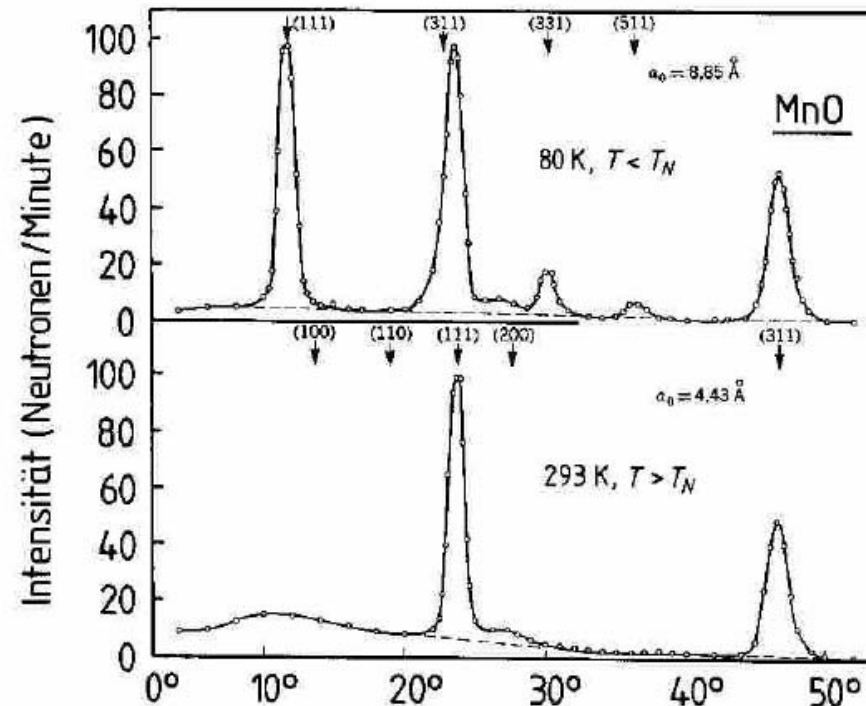
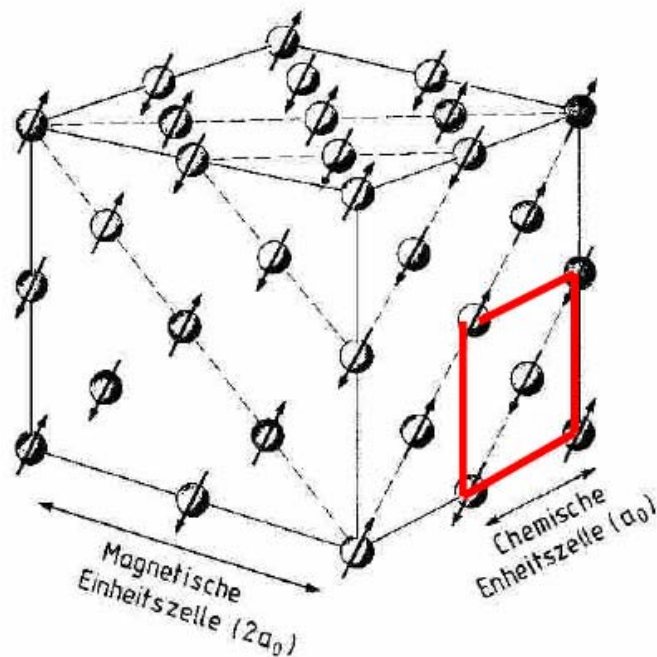


Neutron Diffraction

Single crystal may be anisotropic

Magnetic and structural unit cell may be different

The magnetic structure of a crystalline sample can be determined with „thermal neutrons“ (neutrons with a wavelength in the order of magnitude of interatomic distances): de Broglie equation: $\lambda = h/m_n v_n$ (requires neutron radiation of a nuclear reactor)

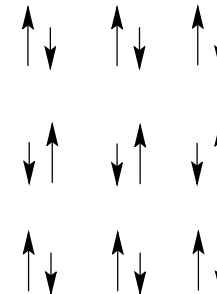
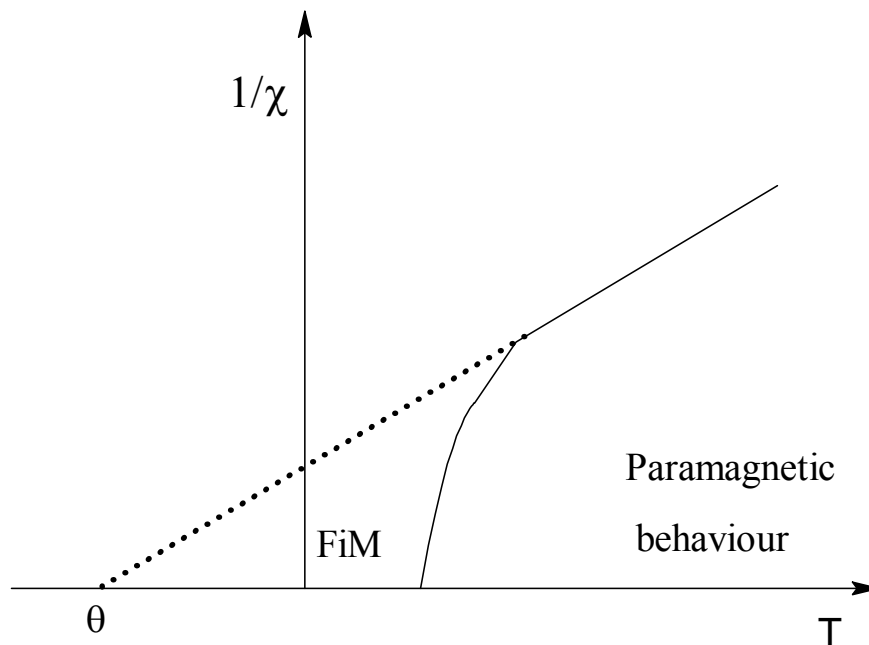


Ferrimagnetism

J negative with spins of unequal magnitude antiparallel below critical T requires two chemically distinct species with different moments coupled antiferromagnetically:

no M; critical $T = T_C$ (Curie Temperature)

bulk behavior very similar to ferromagnetism, Magnetite is a ferrimagnet



Ferromagnetism

Ferromagnetic elements: Fe, Co, Ni, Gd (below 16 °C), Dy

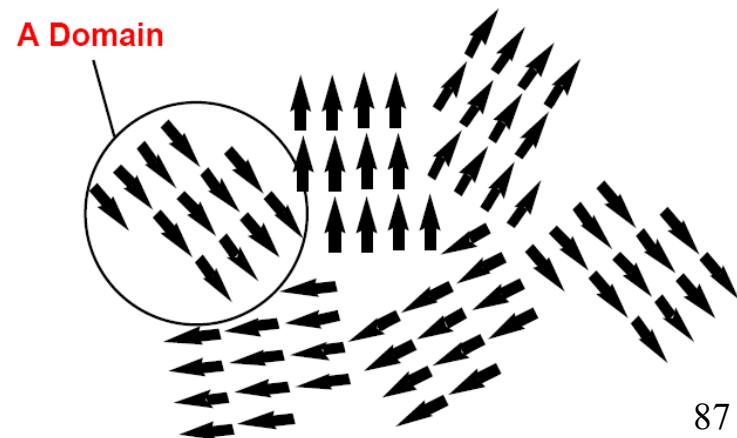
Moments throughout a material tend to align parallel

This can lead to a spontaneous permanent M (in absence of H)

but, in a macroscopic (bulk) system, it is energetically favorable for spins to segregate into regions called **domains** in order to minimize the magnetostatic energy $E = H \bullet M$

Domains need not be aligned with each other
may or may not have spontaneous M

Magnetization inside domains is aligned
along the easy axis and is saturated



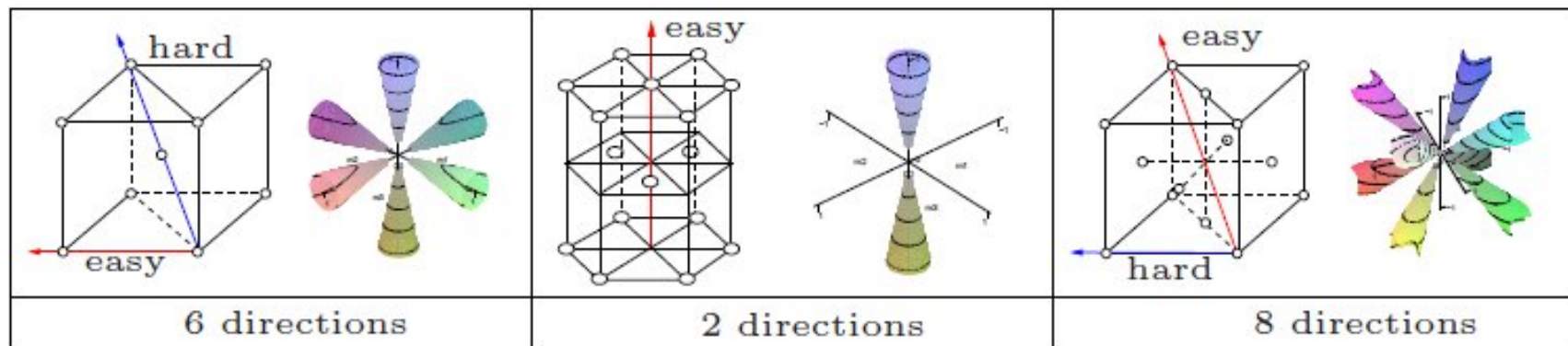
Magnetic Anisotropy

Magnetic anisotropy = the dependence of the magnetic properties on the direction of the applied field with respect to the crystal lattice, result of spin-orbit coupling

Depending on the orientation of the field with respect to the crystal lattice a lower or higher magnetic field is needed to reach the saturation magnetization

Easy axis = the direction inside a crystal, along which small applied magnetic field is sufficient to reach the saturation magnetization

Hard axis = the direction inside a crystal, along which large applied magnetic field is needed to reach the saturation magnetization



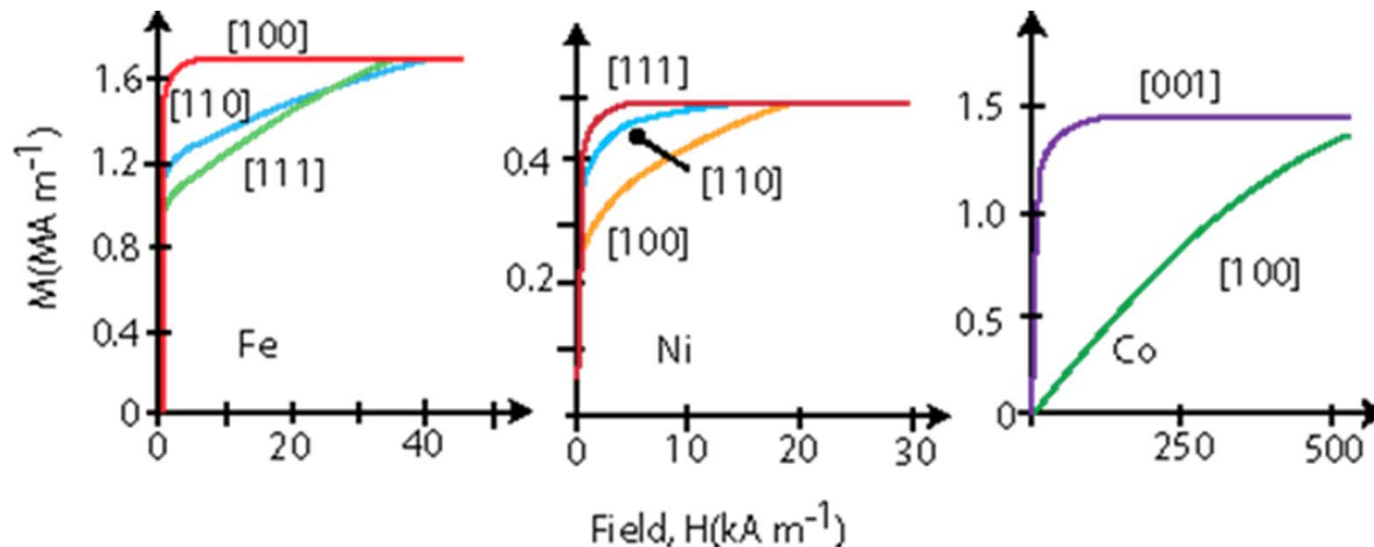
Magnetic Anisotropy

bcc Fe - the highest density of atoms in the $\langle 111 \rangle$ direction = the hard axis, the atom density is lowest in $\langle 100 \rangle$ directions = the easy axis.

Magnetization curves show that the saturation magnetization in $\langle 100 \rangle$ direction requires significantly lower field than in the $\langle 111 \rangle$ direction.

fcc Ni - the $\langle 111 \rangle$ is lowest packed direction = the easy axis. $\langle 100 \rangle$ is the hard axis.

hcp Co the $\langle 0001 \rangle$ is the lowest packed direction (perpendicular to the close-packed plane) = the easy axis. The $\langle 1000 \rangle$ is the close-packed direction and it corresponds to the hard axis. Hcp structure of Co makes it the one of the most anisotropic materials



Magnetic Anisotropy

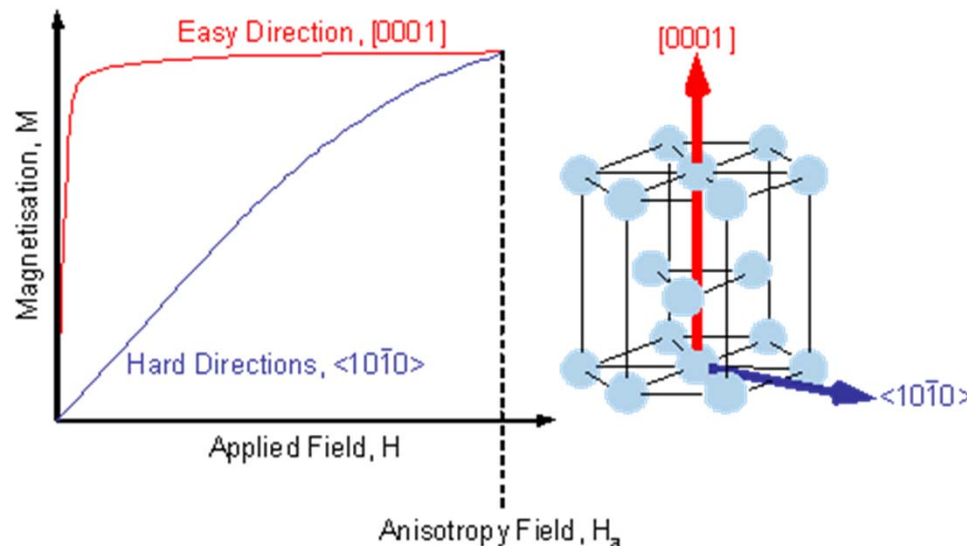
bcc Fe - the highest density of atoms in the $\langle 111 \rangle$ direction = the hard axis, the atom density is lowest in $\langle 100 \rangle$ directions = the easy axis.

Magnetization curves show that the saturation magnetization in $\langle 100 \rangle$ direction requires significantly lower field than in the $\langle 111 \rangle$ direction.

fcc Ni - the $\langle 111 \rangle$ is lowest packed direction = the easy axis. $\langle 100 \rangle$ is the hard axis.

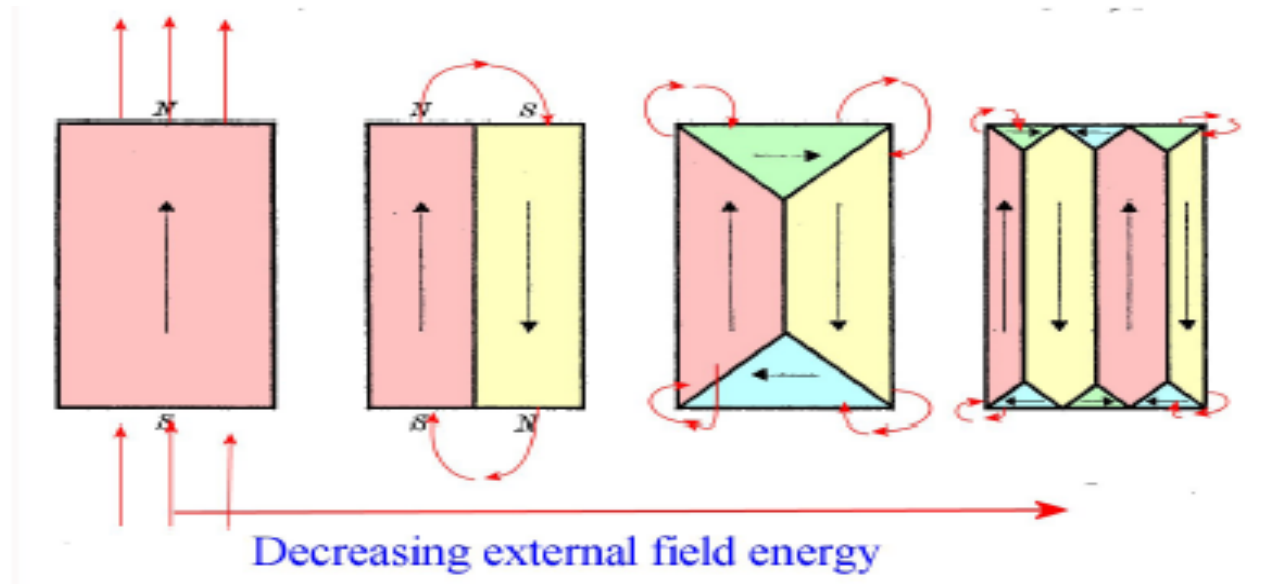
hcp Co - the $\langle 0001 \rangle$ is the lowest packed direction (perpendicular to the close-packed plane) = the easy axis. The $\langle 1000 \rangle$ is the close-packed direction and it corresponds to the hard axis

hcp structure makes Co one of the most anisotropic materials



Magnetic Domains

The external field energy is decreased by dividing into domains



The internal energy is increased because the spins are not parallel

When H external is applied, **saturation magnetization** can be achieved through the domain wall motion, which is energetically inexpensive, rather than through magnetization rotation, which carries large anisotropy energy penalty


Application of H causes aligned domains to grow at the expense of misaligned
Alignment persists when H is removed

Domain Walls

What is the structure of the region between two domains (called a *domain wall* or a *Bloch wall*)? The spins do not suddenly flip: a gradual change of orientation costs less energy because if successive spins are misaligned by $\delta\theta$ the change in energy is only

$$\delta E = 2JS^2(1 - \cos(\delta\theta)),$$

where J is the exchange integral.



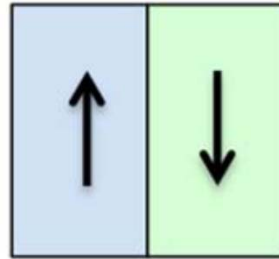
The domain wall width is determined by the balance between **the exchange energy and the magnetic anisotropy**:

the total exchange energy is a sum of the penalties between each pair of spins
the magnetic anisotropy energy is: $E = K \sin^2\theta$, where θ is the angle between the magnetic dipole and the easy axis

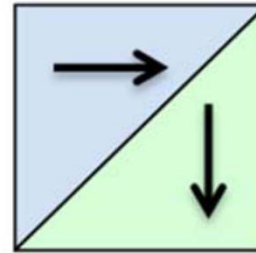
Large exchange integral yields wider walls

High anisotropy yields thinner walls

Domain Walls



180° domain wall



90° domain wall

180° walls = adjacent domains have opposite vectors of magnetization

90° walls = adjacent domains have perpendicular vectors of magnetization

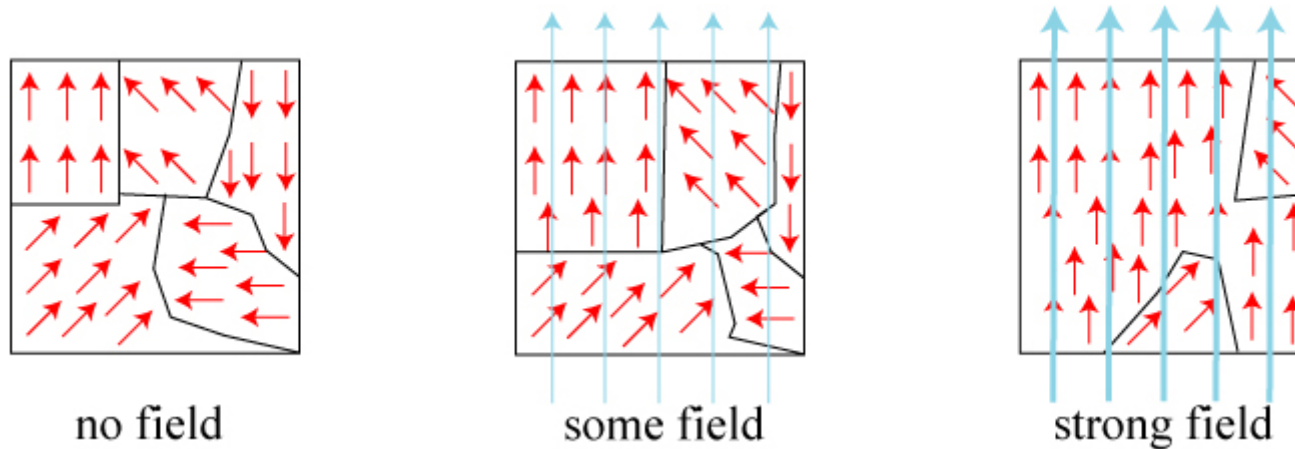
Depends on crystallographic structure of ferromagnet (number of easy axes)

One easy axis = 180° DW (hexagonal Co)

Three easy axes = both 180° and 90° DW (bcc-Fe, 100)

Four easy axes = 180°, 109°, and 71° DW (fcc-Ni, 111)

Domain Wall Motion



At low H_{ext} = bowing/relaxation of DWs, after removing H_{ext} DWs return back

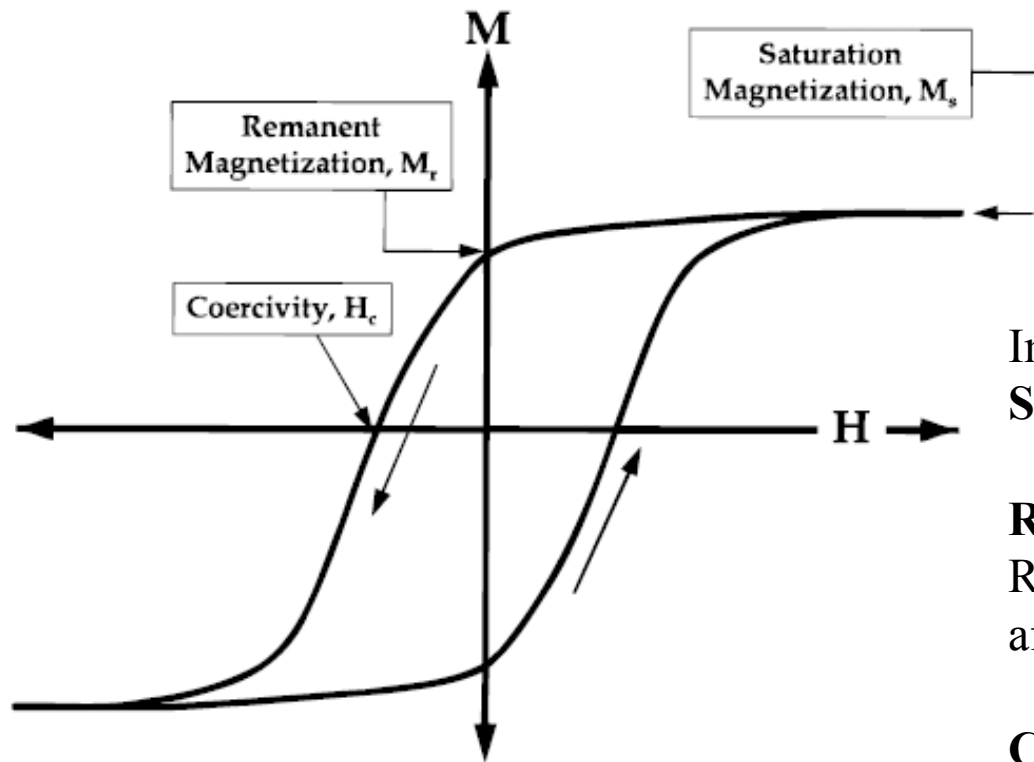
Volume of domains favorably oriented wrt H increases, M increases

At high H_{ext} = irreversible movements of DW

- Continues without increasing H_{ext}
- DW interacts with an obstacle (pinning)

Magnetic Hysteresis Loop

$$M_{\text{sat}} = Ng\mu_B S$$



Important parameters

Saturation magnetization, M_{sat}

Remanent magnetization, M_r

Remanence: Magnetization of sample after H is removed

Coercivity, H_c

Coercive field: Field required to flip M (from +M to -M)

$$M = \chi H_{\text{app}}$$

Magnetic Hysteresis Loop

"Hard" magnetic material = high Coercivity

"Soft" magnetic material = low Coercivity

Electromagnets

- High M_r and Low H_C

Electromagnetic Relays

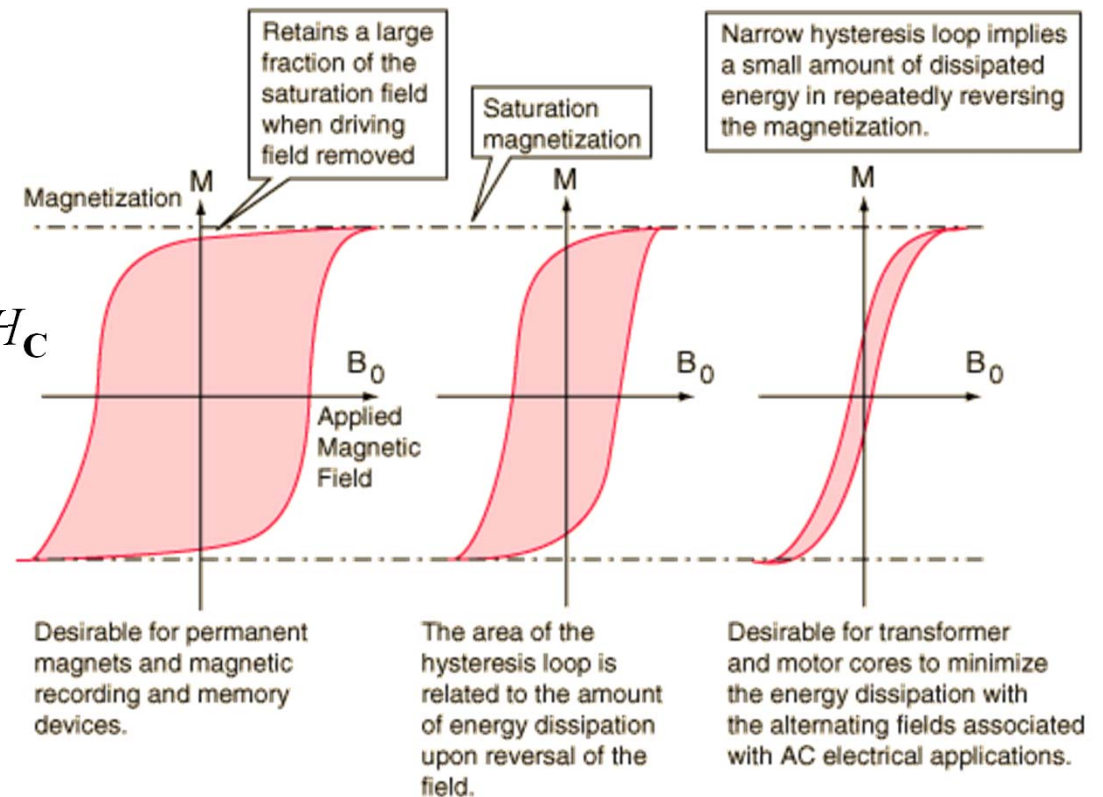
- High M_{sat} , Low M_R , and Low H_C

Magnetic Recording Materials

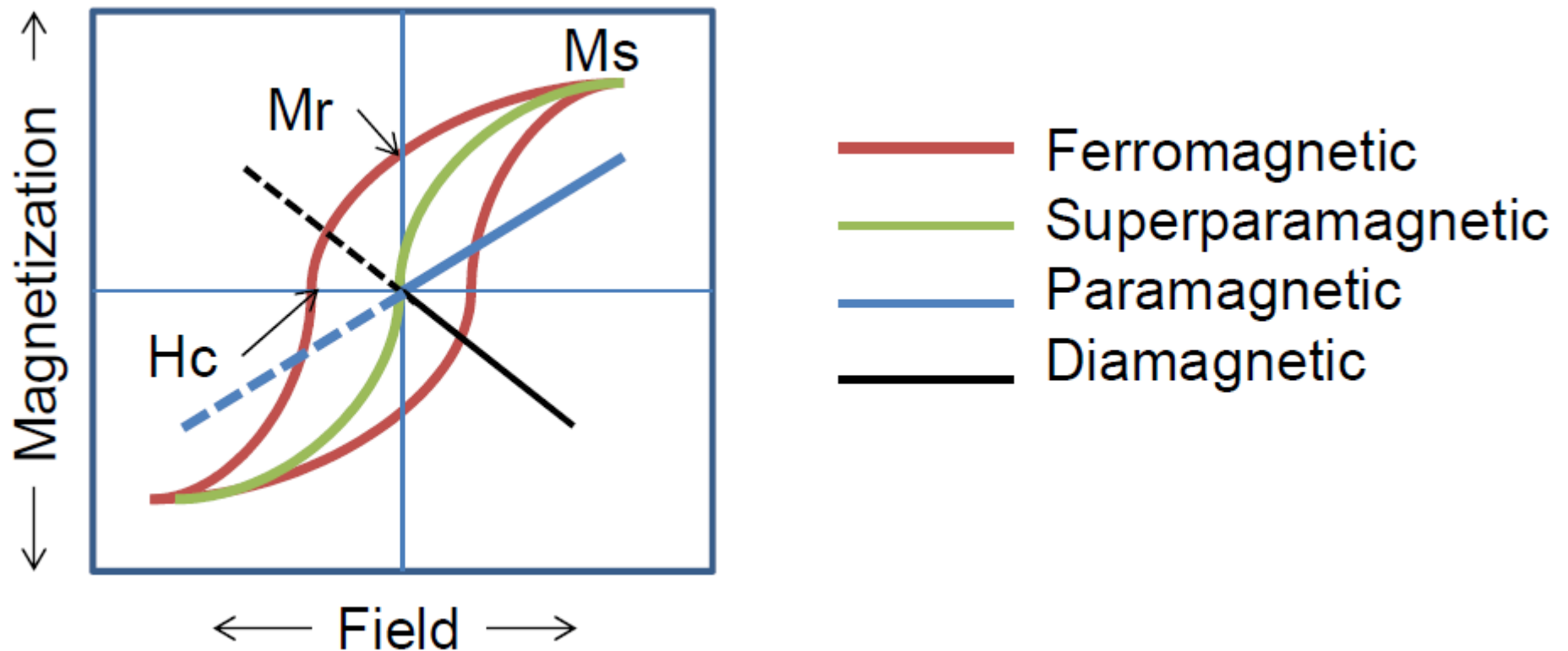
- High M_r and High H_C

Permanent Magnets

- High M_r and High H_C



Magnetic Hysteresis Loop



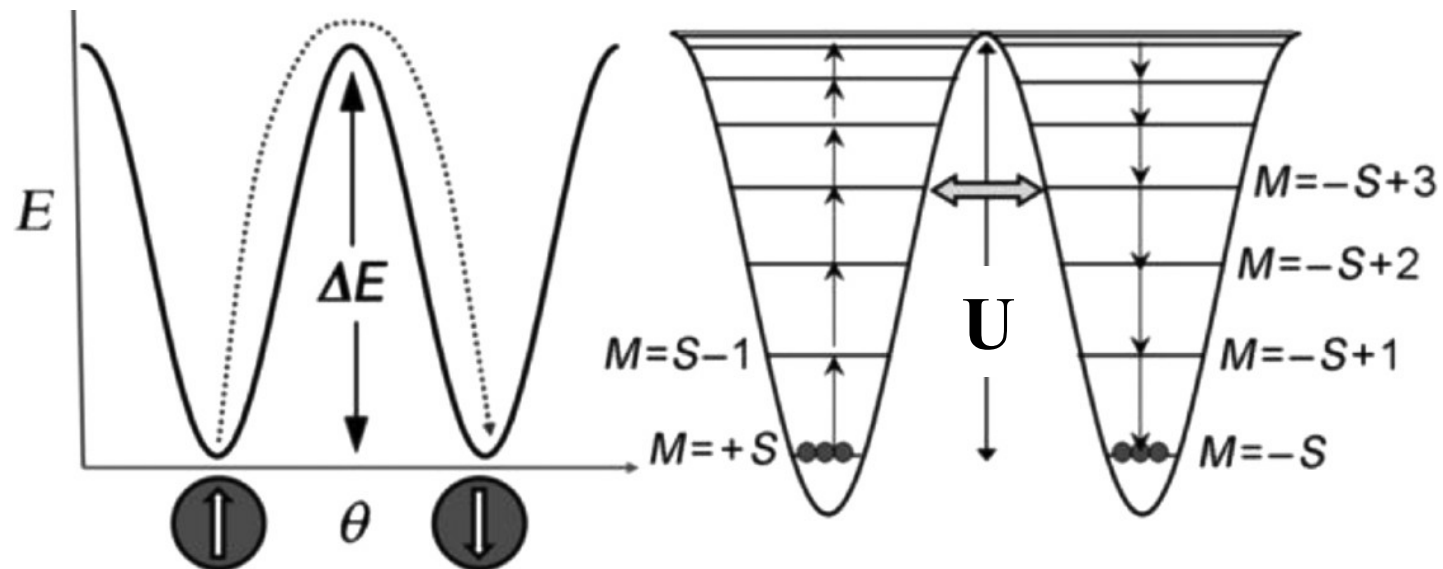
Single-Molecule Magnets (SMM)

Macroscopic magnet

= magnetic domains (3D regions with aligned spins) + domain walls

Hysteresis in M vs H plots because altering the magnetisation requires the breaking of domain walls with an associated energy-cost

Magnetisation can be retained for a long time after removal of the field because the domains persist



Single-Molecule Magnets (SMM)

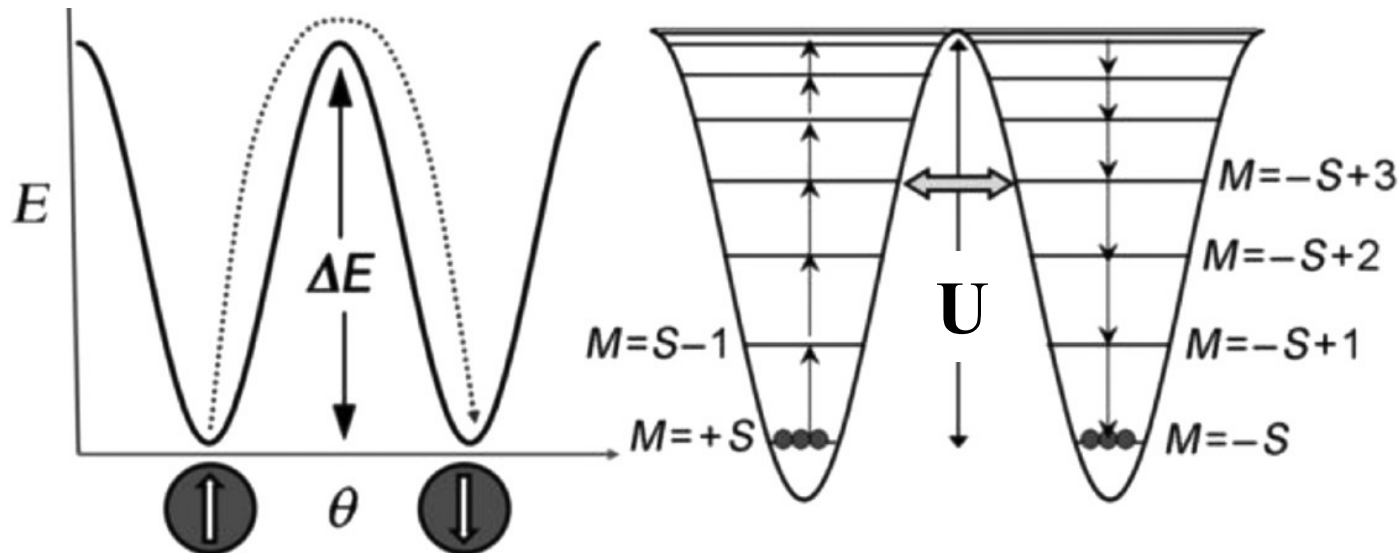
Single-molecule magnet

= individual molecules, magnetically isolated and non-interacting, no domain walls

Hysteresis in M vs H plots **at very low temperatures**

Magnetisation is retained for relatively long periods of time at very low temperatures after removal of the field because there is an energy barrier U to spin reversal ($1.44 \text{ K} = 1 \text{ cm}^{-1} = 1.986 \cdot 10^{-23} \text{ J}$)

The larger the energy barrier to spin reversal (U) the longer magnetisation can be retained and the higher the temperature this can be observed at



Single-Molecule Magnets (SMM)

The anisotropy of the magnetisation = the result of zero-field splitting (ZFS)

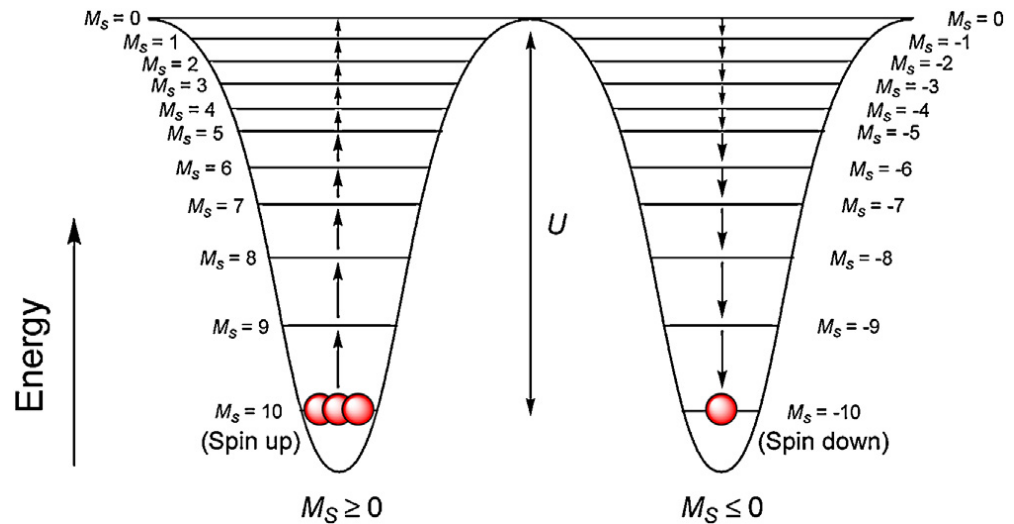
A metal complex with a total spin S , $2S + 1$ possible spin states, each sublevel with a spin quantum number M_S (the summation of the individual spin quantum numbers (m_s) of the unpaired electrons);

M_S from S to $-S$

$M_S = S$ 'spin up'

$M_S = -S$ 'spin down'

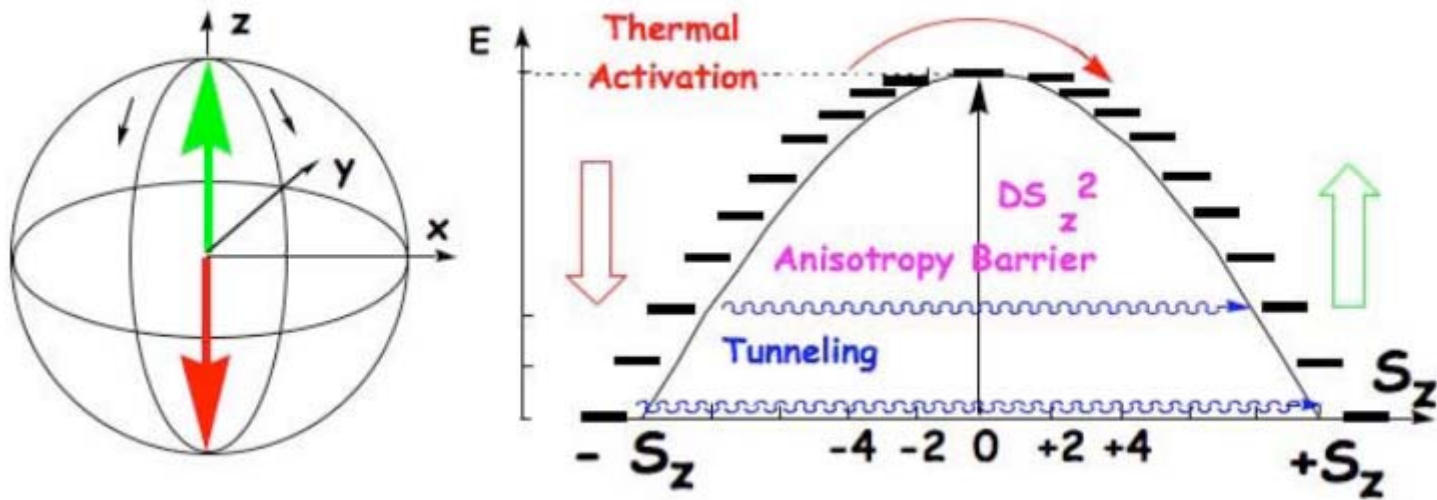
In the absence of ZFS,
all of the M_S sublevels are degenerate
ZFS lifts degeneracy, doublets $\pm M_S$



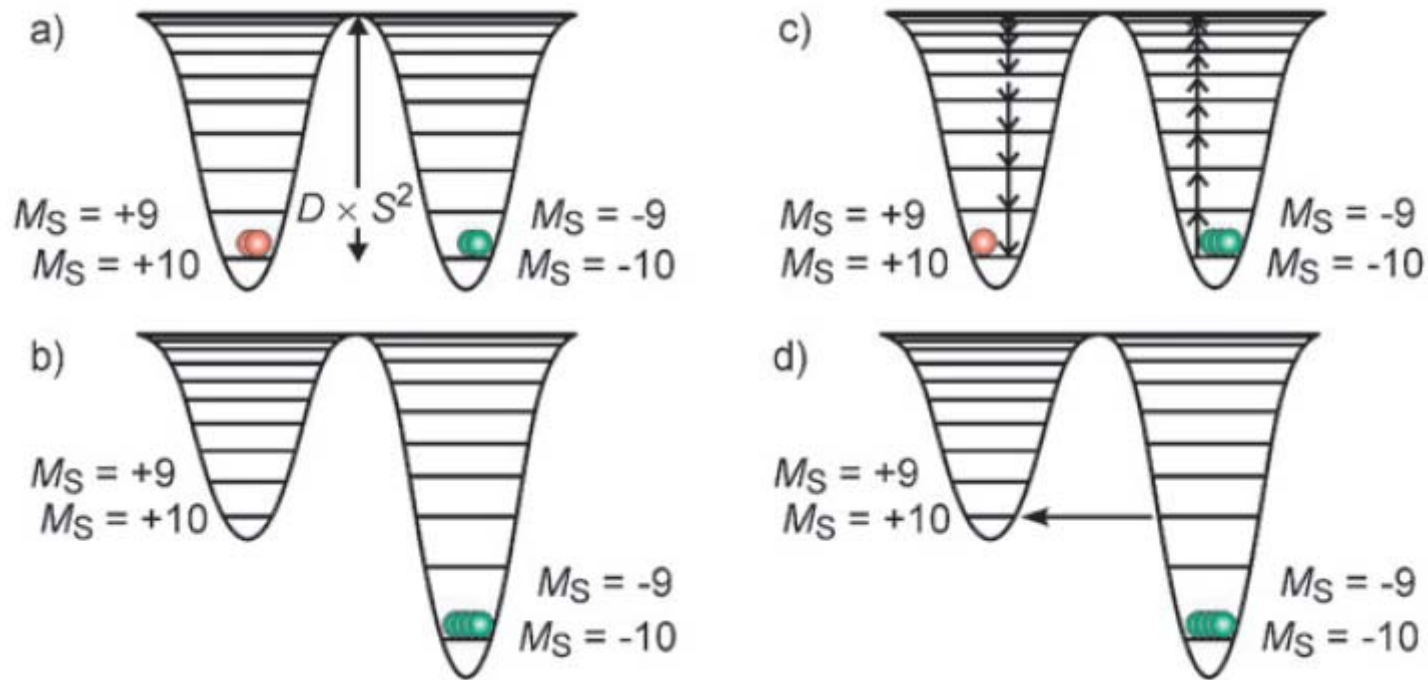
For **D negative**: $M_S = \pm S$ are lower in energy than the intermediary sublevels M_S with $S > M_S > -S$

At low temperatures, the magnetisation remains trapped in one of the two $M_S = \pm S$ because of the energy required to transition through high-energy intermediary states and over the barrier U (its size is related to both D and S) to the other well

Single-Molecule Magnets (SMM)



Anisotropy Barrier in SMMs



- (a) effect of a negative zero-field splitting parameter D on a $S = 10$ system
 (b) magnetization of the sample by an external magnetic field (Zeeman effect)
 (c) frozen magnetized sample showing a slow relaxation of the magnetization over the anisotropy barrier after turning off the external magnetic field
 (d) quantum tunneling of the magnetization through the anisotropy barrier for magnetic fields leading to interacting M_S substates at the same energy

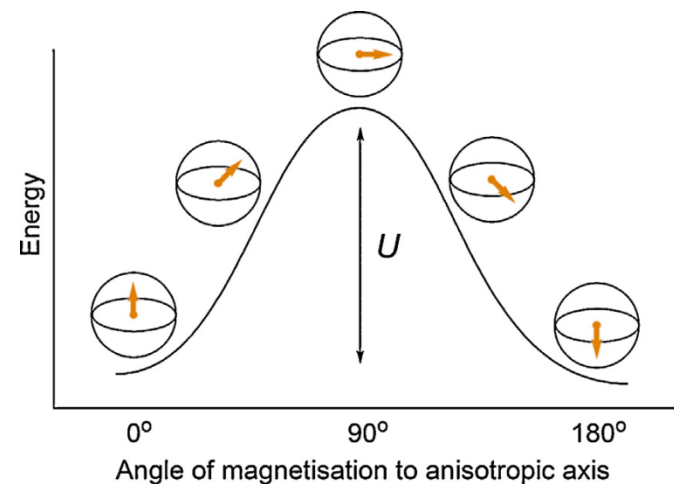
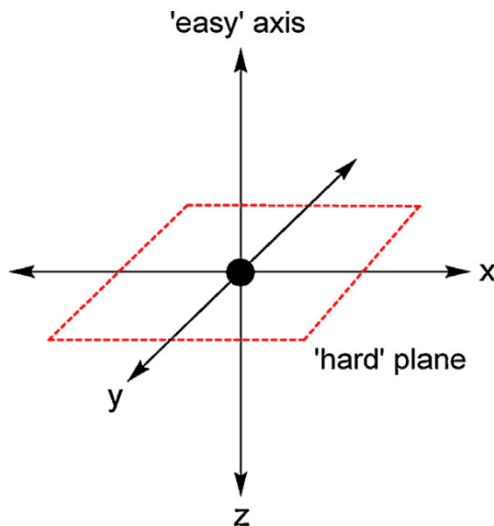
Single-Molecule Magnets (SMM)

Magnetic anisotropy = a molecule can be more easily magnetized along one direction than along another = the different orientations of the magnetic moment have different energies

Easy axis = an energetically most favorable anisotropic axis in which to orient the magnetisation

Hard plane = a plane perpendicular to the easy axis, the least favorable orientation for the magnetisation

The greater the preference for the easy axis over other orientations the longer the magnetisation retained in that direction



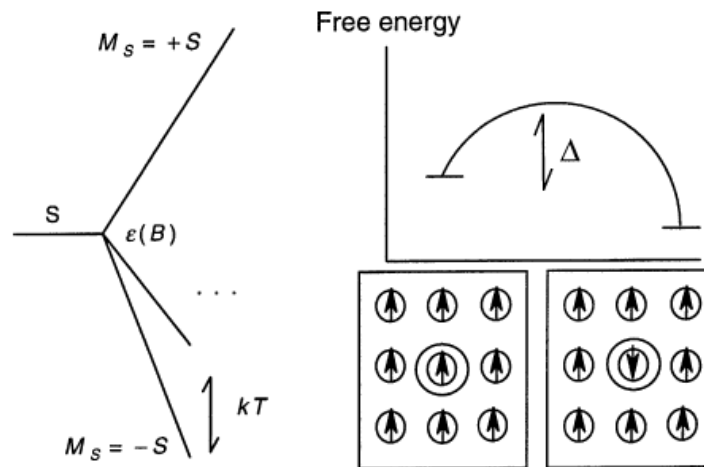
Single-Molecule Magnets (SMM)

magnetization

a large value of the molecular spin S

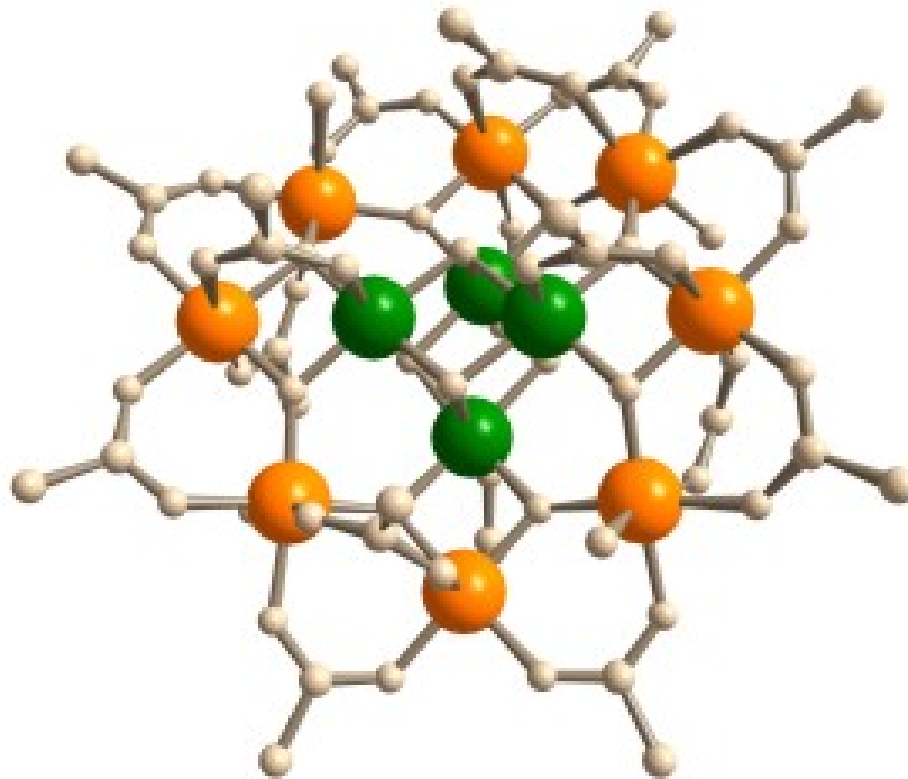
for temperature low enough

the only populated state could be that of $M_S = -S$



Mn12

Some discrete molecules can behave at low temperature as tiny magnets

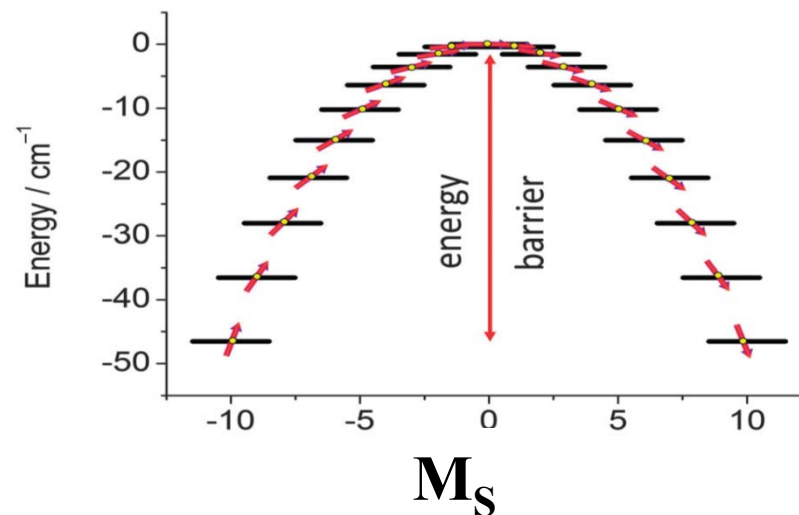
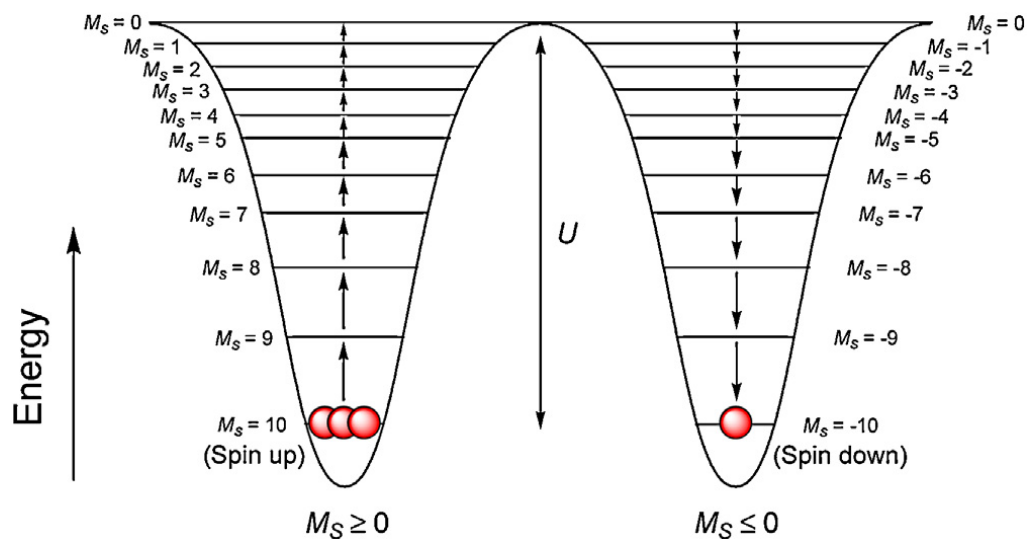


$$S = 8 \times 2 - 4 \times 3/2 = 10$$

Antiferromagnetic coupling

Orange atoms are Mn(III) with $S = 2$, green are Mn(IV) with $S = 3/2$

Mn12 Spin Ladder



U = anisotropy energy barrier

$$| \mathbf{D} | \times S^2$$

for integer spins

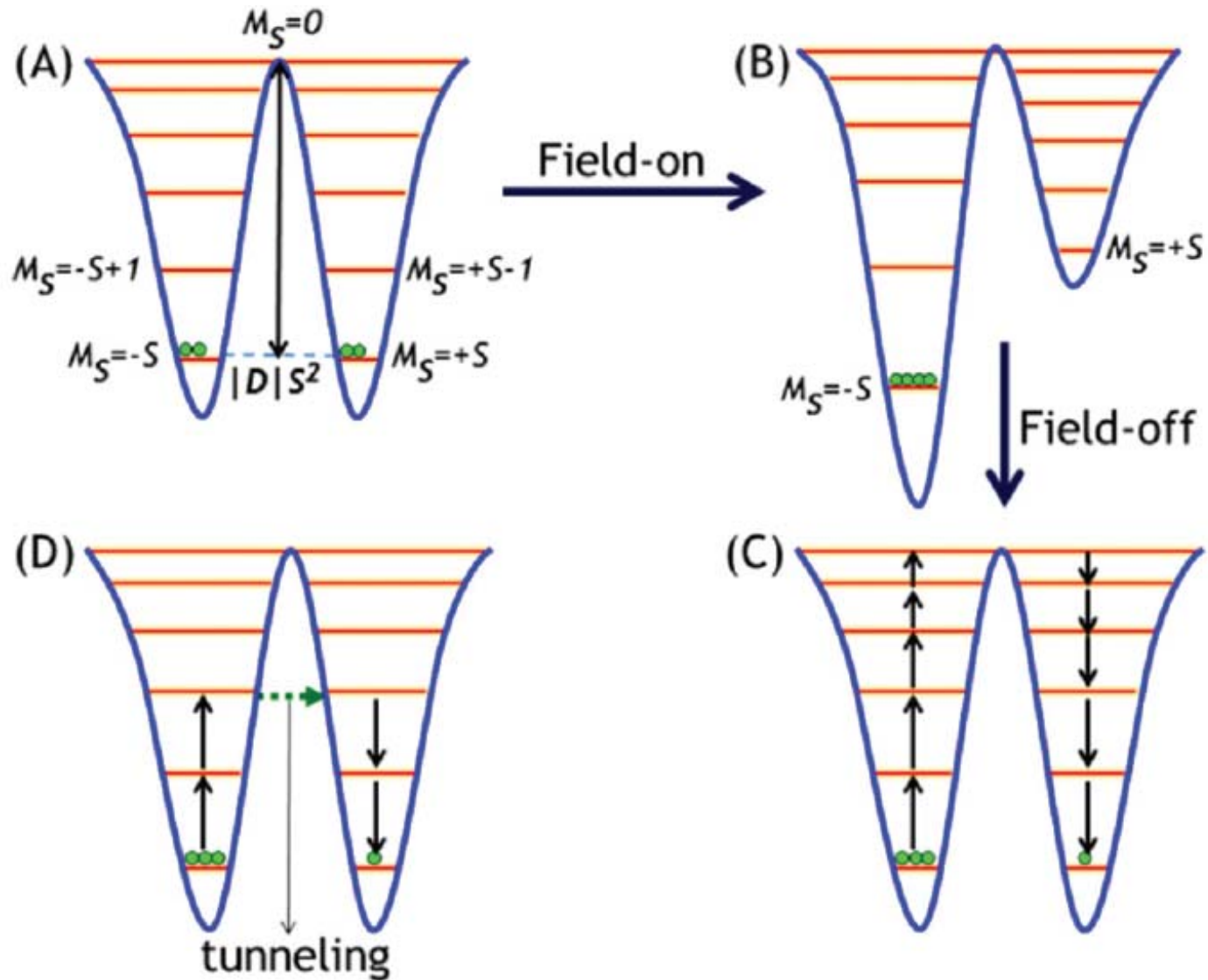
$$| \mathbf{D} | \times (S^2 - 1/4)$$

for non-integer spins

D = the axial zero-field splitting (ZFS) parameter

S = the spin ground state of the molecule

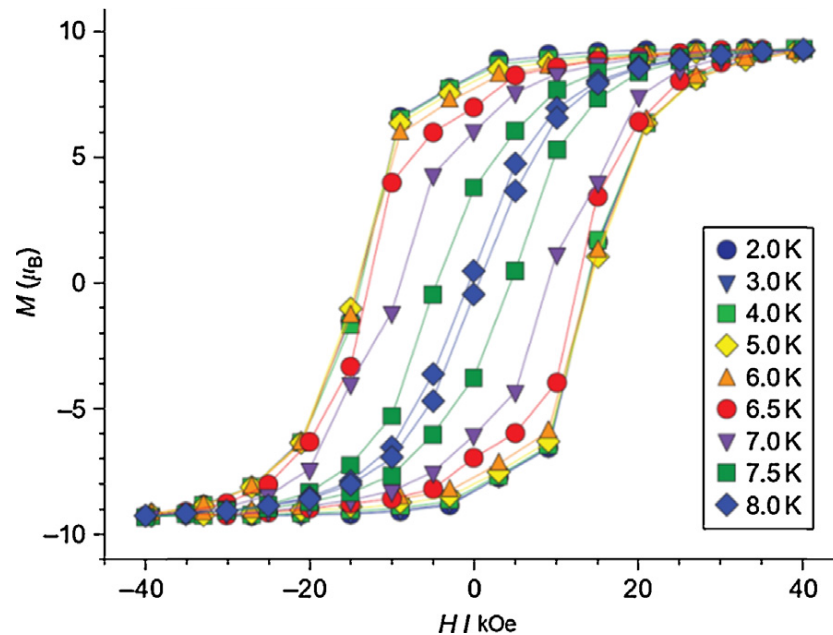
Anisotropy Barrier in SMMs



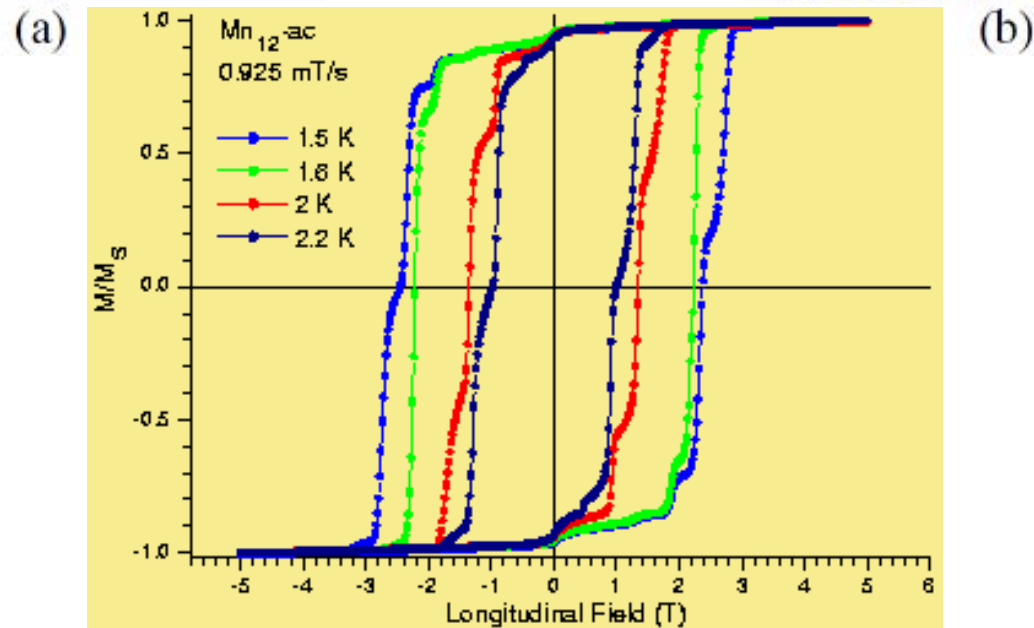
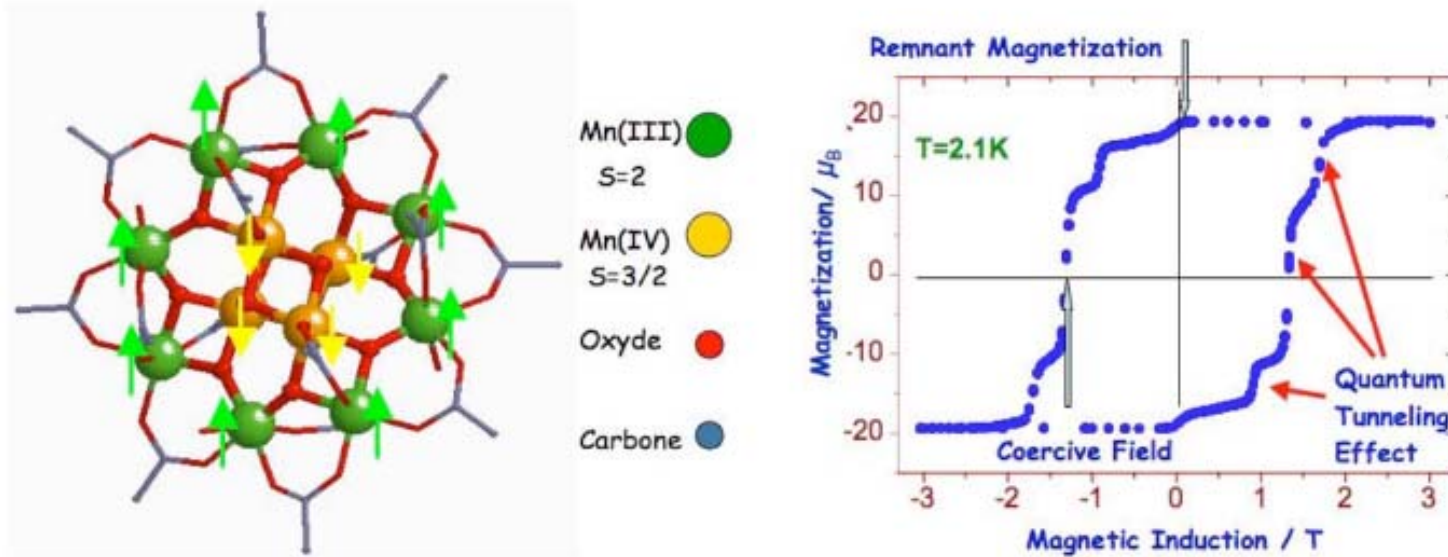
M-H Hysteresis

Hysteresis: the change in the magnetisation as the field is cycled from +H to -H and back to +H, at a range of (very low) temperatures

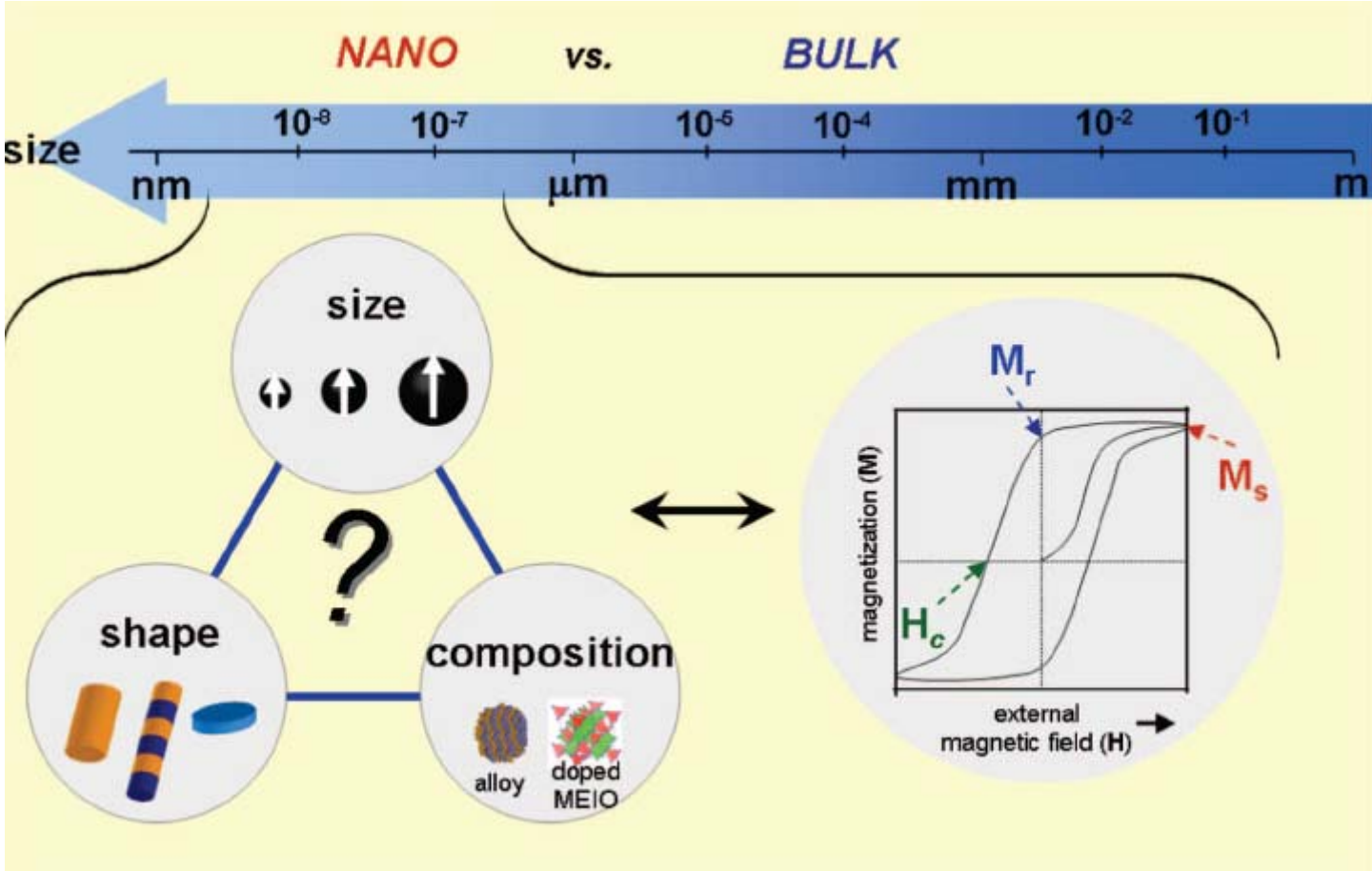
If the magnetisation is retained despite the field being removed ($M \neq 0$ at $H = 0$), the complex has an energy barrier to magnetisation reversal within the temperature and scan rate window of the measurement



Hysteresis in Mn12



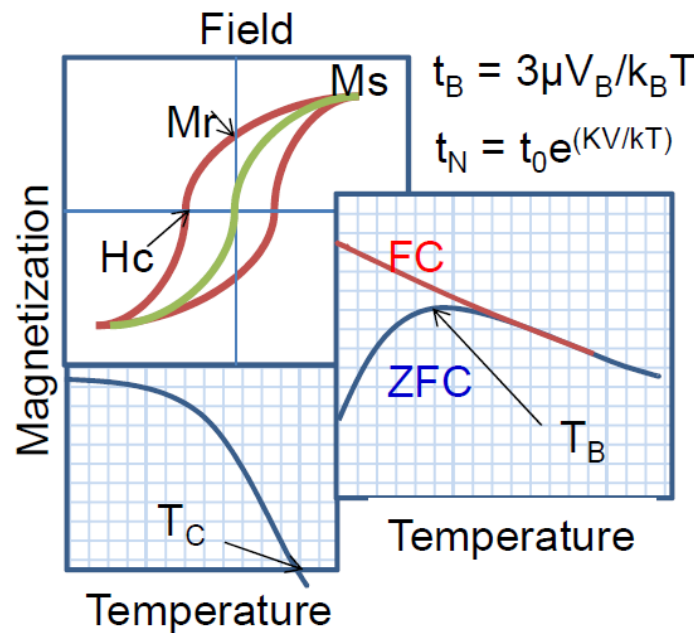
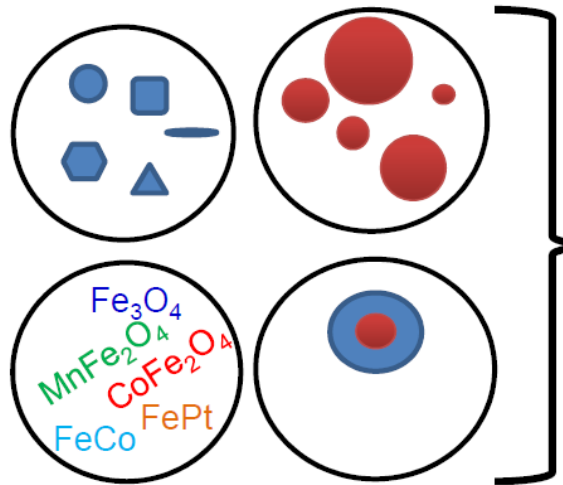
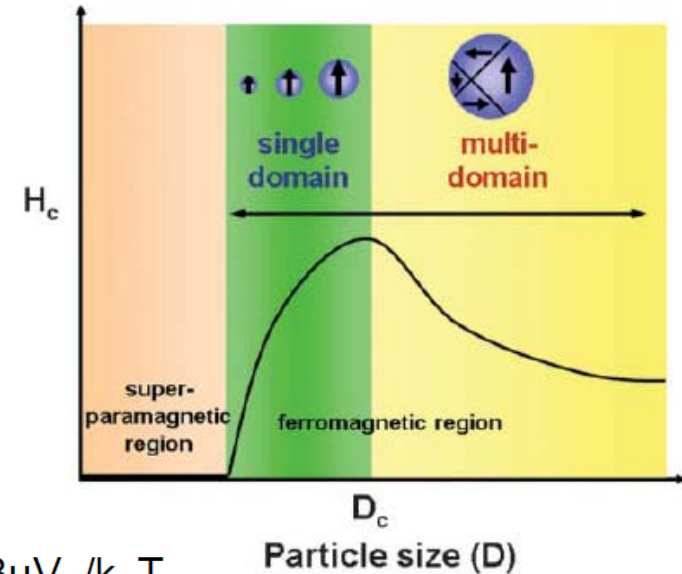
Superparamagnets



Superparamagnets

Tunable magnetic properties:
 Saturation magnetization (M_s)
 Coercivity (H_c)
 Blocking temperature (T_B)
 Neel and Brownian relaxation
 time of nanoparticles (t_N & t_B)

Shape, size, composition, architecture



Superparamagnets

Particles which are so small that they define **a single magnetic domain**

Usually nanoparticles (NP) with a size distribution

Molecular particles which also display hysteresis – effectively behaving as a Single Molecule Magnet (SMM)

When the number of the constitutional atoms is small enough, all the constitutional spins simultaneously flip by thermal fluctuation. Each NP then behaves as a paramagnetic spin with a giant magnetic moment

$$\mu = -g J \mu_B$$

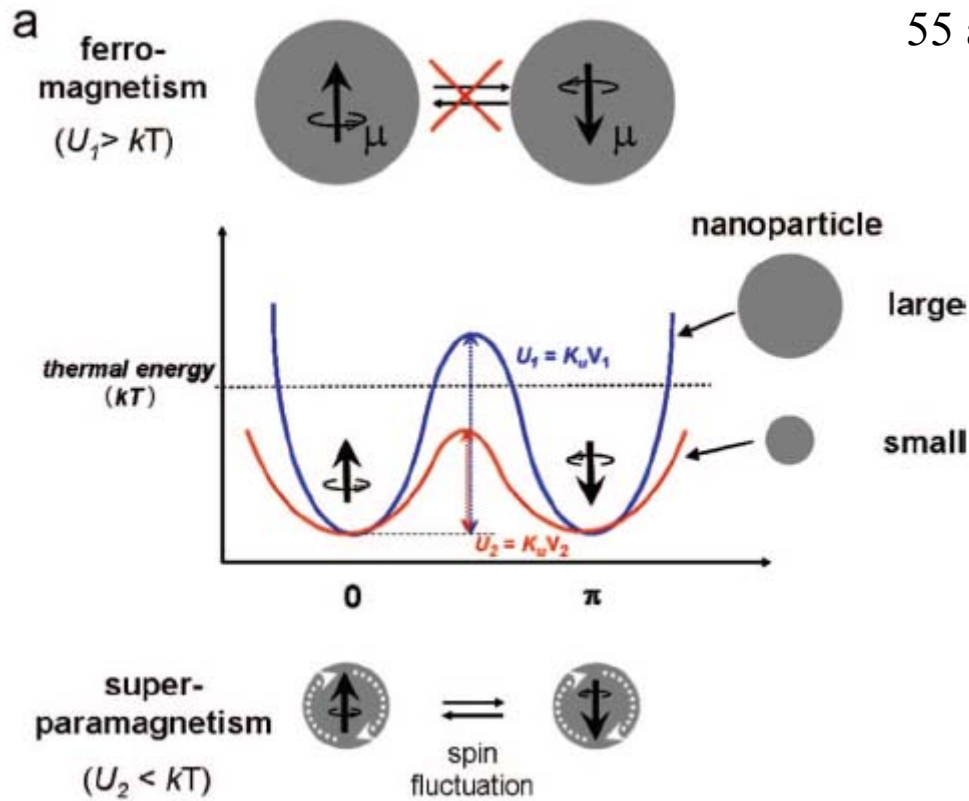
g = the g factor

μ_B = the Bohr magneton

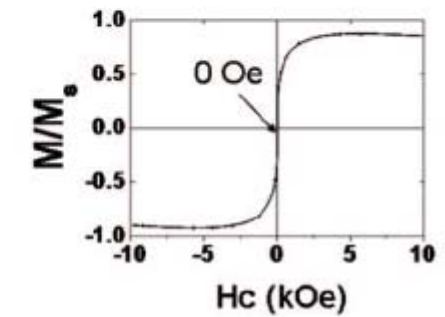
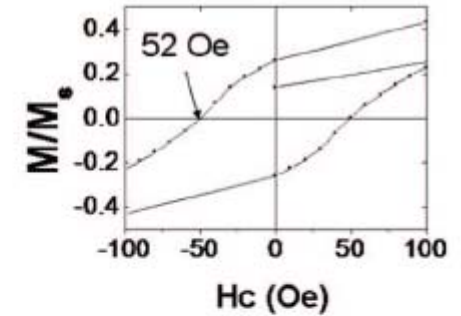
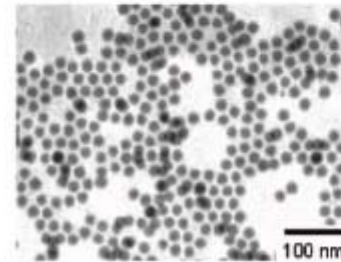

J = the angular momentum quantum number, which is on the order of the number of the constitutional atoms of the NP

Above blocking temperature random spin flipping = no magnetization

Superparamagnets



55 and 12 nm sized iron oxide nanoparticles



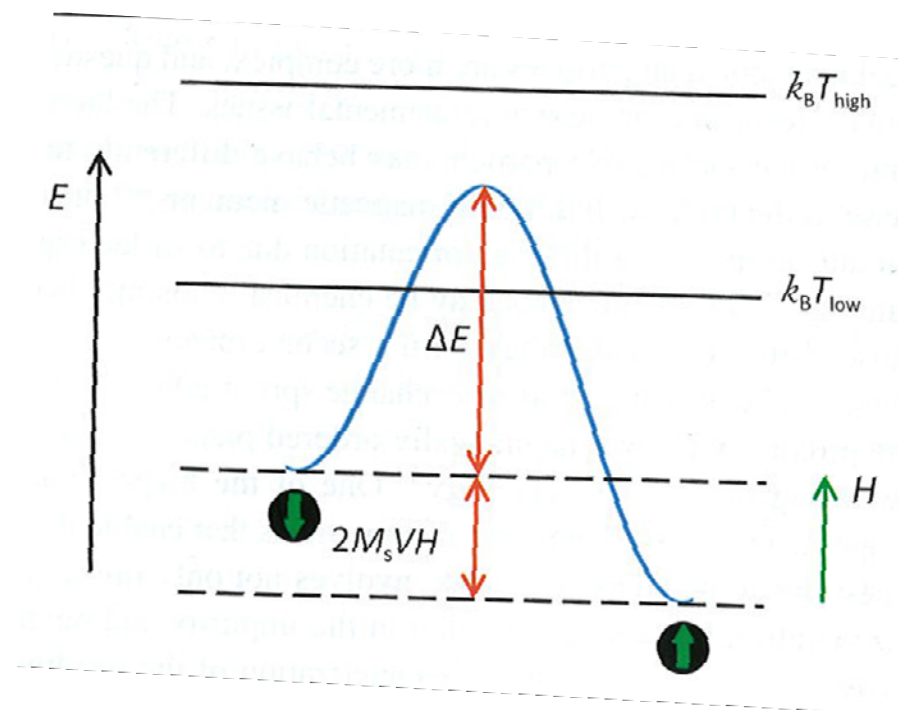
Blocking Temperature

Blocking Temperature $T_B = \frac{KV}{25k_B}$

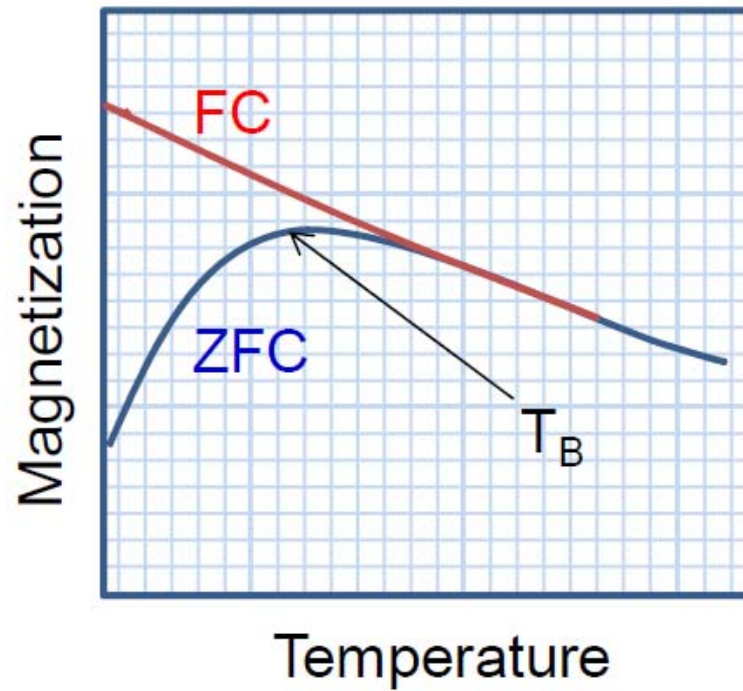
V = particle volume

Particles with volume smaller than V_c will be at $T < T_B$ superparamagnetic

$$V_c = \frac{25k_B T}{K}$$



Blocking Temperature



FC : Field-cooled

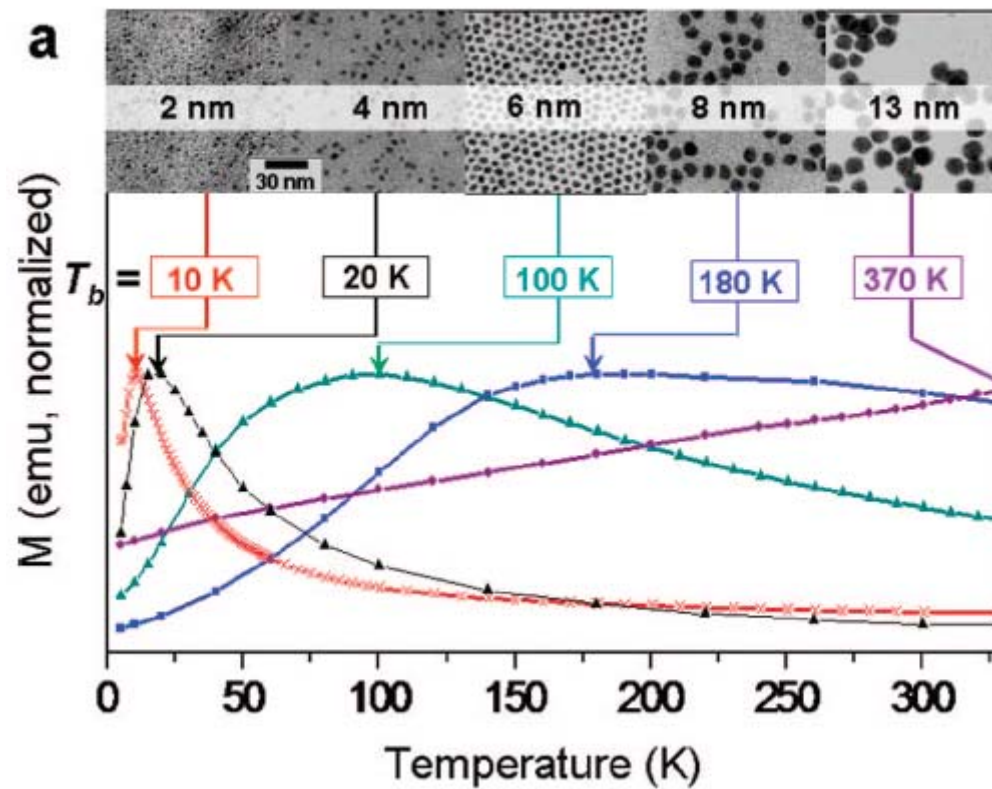
ZFC: Zero field-cooled

T_B : Blocking temperature

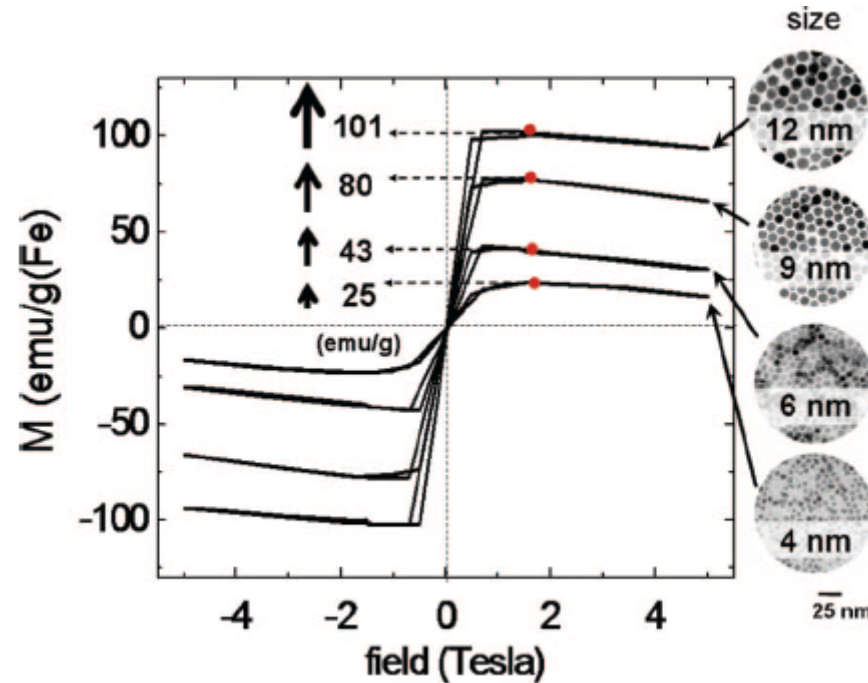
Blocking temperature by Moessbauer spectroscopy

Blocking Temperature

Zero-field cooling curves and TEM images of Co nanoparticles



Size Dependent Mass Magnetization



iron oxide Fe_3O_4 nanoparticles hysteresis loops
mass magnetization values at 1.5 T

Compositional Modification of Magnetism of Nanoparticles

Fe_3O_4 (inverse spinel) nanoparticles - ferrimagnetic spin structure

Fe^{2+} and Fe^{3+} occupying O_h sites align **parallel** to the external magnetic field

Fe^{3+} in the T_d sites of fcc-packed oxygen lattices align **antiparallel** to the field

$\text{Fe}^{3+} = d^5$ high spin state = 5 unpaired

$\text{Fe}^{2+} = d^6$ high spin state = 4 unpaired

the total magnetic moment per unit $(\text{Fe}^{3+})_{\text{T}_d} (\text{Fe}^{2+} \text{Fe}^{3+})_{\text{O}_h} \text{O}_4 = 4.9 \mu_B$

Incorporation of a magnetic dopant M^{2+} (Mn 5 upe, Co 3 upe, Ni 2 upe)

replace $\text{O}_h \text{Fe}^{2+}$ = change in the net magnetization

