

as  $n \rightarrow \infty$ . Show that  $Y_n$  is a consistent estimator of  $\theta$ . (*Hint*: Use Chebyshev's inequality to find an upper bound for  $\Pr\{|Y_n - \theta| \geq \epsilon\}$ .)

28. Prove that if  $X_n \xrightarrow{p} X$  then  $X_n \xrightarrow{d} X$ .

## 7

### Simple random walks

#### 7.1 RANDOM PROCESSES – DEFINITIONS AND CLASSIFICATIONS

##### Definition of random process

Physically, the term random (or stochastic) process refers to any quantity that evolves randomly in time or space. It is usually a dynamic object of some kind which varies in an unpredictable fashion. This situation is to be contrasted with that in classical mechanics whereby objects remain on fixed paths which may be predicted exactly from certain basic principles.

Mathematically, a random process is defined as a collection of random variables. The various members of the family are distinguished by different values of a parameter,  $\alpha$ , say. The entire set of values of  $\alpha$ , which we shall denote by  $A$ , is called an **index set** or **parameter set**. A random process is then a collection such as

$$\{X_\alpha, \alpha \in A\}$$

of random variables. The index set  $A$  may be **discrete** (finite or countably infinite) or **continuous**. The space in which the values of the random variables  $\{X_\alpha\}$  lie is called the **state space**.

Usually there is some connection which unites, in some sense, the individual members of the process. Suppose a coin is tossed 3 times. Let  $X_k$ , with possible values 0 and 1, be the number of heads on the  $k$ th toss. Then the collection  $\{X_1, X_2, X_3\}$  fits our definition of random process but as such is of no more interest than its individual members since each of these random variables is independent of the others. If however we introduce  $Y_1 = X_1, Y_2 = X_1 + X_2, Y_3 = X_1 + X_2 + X_3$ , so that  $Y_k$  records the number of heads up to and including the  $k$ th toss, then the collection  $\{Y_k, k \in \{1, 2, 3\}\}$  is a random process which fits in with the physical concept outlined earlier. In this example the index set is  $A = \{1, 2, 3\}$  (we have used  $k$  rather than  $\alpha$  for the index) and the state space is the set  $\{0, 1, 2, 3\}$ .

The following two physical examples illustrate some of the possibilities for index sets and state spaces.

Examples

(i) Discrete time parameter

Let  $X_k$  be the amount of rainfall on day  $k$  with  $k = 0, 1, 2, \dots$ . The collection of random variables  $X = \{X_k, k = 0, 1, 2, \dots\}$  is a random process in discrete time. Since the amount of rainfall can be any non-negative number, the  $X_k$  have a continuous range. Hence  $X$  is said to have a **continuous state space**.

(ii) Continuous time parameter

Let  $X(t)$  be the number of vehicles on a certain roadway at time  $t$  where  $t \geq 0$  is measured relative to some reference time. Then the collection of random variables  $X = \{X(t), t \geq 0\}$  is a random process in continuous time. Here the state space is discrete since the number of vehicles is a member of the discrete set  $\{0, 1, 2, \dots, N\}$  where  $N$  is the maximum number of vehicles that may be on the roadway.

Sample paths of a random process

The sequences of possible values of the family of random variables constituting a random process, taken in increasing order of time, say, are called **sample paths** (or **trajectories** or **realizations**). The various sample paths correspond to 'elementary outcomes' in the case of observations on a single random variable. It is often convenient to draw graphs of these and examples are shown in Fig. 7.1 for the cases:

- (a) Discrete time—discrete state space, e.g., the number of deaths in a city due to automobile accidents on day  $k$ ;
- (b) Discrete time—continuous state space, e.g., the rainfall on day  $k$ ;
- (c) Continuous time—discrete state space, e.g., the number of vehicles on the roadway at time  $t$ ;
- (d) Continuous time—continuous state space, e.g., the temperature at a given location at time  $t$ .

Probabilistic description of random processes

Any random variable,  $X$ , may be characterized by its distribution function

$$F(x) = \Pr\{X \leq x\}, \quad -\infty \leq x \leq \infty$$

A discrete-parameter random process  $\{X_k, k = 0, 1, 2, \dots, n\}$  may be characterized by the **joint distribution function** of all the random variables involved,

$$F(x_0, x_1, \dots, x_n) = \Pr\{X_0 \leq x_0, X_1 \leq x_1, \dots, X_n \leq x_n\}, \\ x_k \in (-\infty, \infty), \quad k = 0, 1, 2, \dots, n$$

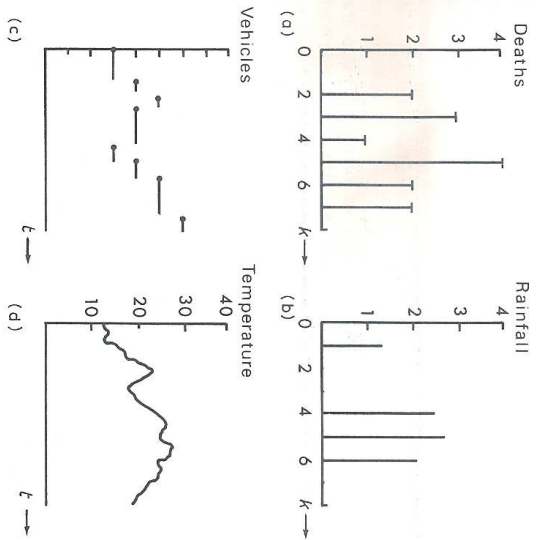


Figure 7.1 Sketches of representative sample paths for the various kinds of random processes.

and by the joint distributions of all distinct subsets of  $\{X_k\}$ . Similar, but more complicated descriptions apply to continuous time random processes. The probabilistic structure of some processes, however, enables them to be characterized much more simply. One important such class of processes is called **Markov processes**.

Markov processes

**Definition** Let  $X = \{X_k, k = 0, 1, 2, \dots\}$  be a random process with a discrete index set and a discrete state space  $S = \{s_1, s_2, s_3, \dots\}$ . If

$$\Pr\{X_n = s_n | X_{n-1} = s_{n-1}, X_{n-2} = s_{n-2}, \dots, X_1 = s_1, X_0 = s_0\} \\ = \Pr\{X_n = s_n | X_{n-1} = s_{n-1}\} \quad (7.1)$$

for any  $n \geq 1$  and any collection of  $s_j \in S, j = 0, 1, \dots, n$ , then  $X$  is called a Markov process.

Equation (7.1) states that the values of  $X$  at all times prior to  $n - 1$  have no effect whatsoever on the conditional probability distribution of  $X_n$  given  $X_{n-1}$ . Thus a Markov process has memory of its past values, but only to a limited extent.

The collection of quantities

$$\Pr\{X_n = s_n | X_{n-1} = s_{n-1}\}$$

for various  $n, s_n$ , and  $s_{n-1}$  is called the set of **one-time-step transition probabilities**. It will be seen later (Section 8.4) that these provide a **complete description** of the Markov process, for with them the joint distribution function of  $(X_n, X_{n-1}, \dots, X_1, X_0)$ , or any subset thereof, can be found for any  $n$ . Furthermore, one only has to know the initial value of the process (in conjunction with its transition probabilities) to determine the probabilities that it will take on its various possible values at all future times. This situation may be compared with initial-value problems in differential equations, except that here probabilities are determined by the initial conditions.

All the random processes we will study in the remainder of this book are Markov processes. In the present chapter we study simple random walks which are Markov processes in discrete time and with a discrete state space. Such processes are examples of **Markov chains** which will be discussed more generally in the next chapter.

One note concerning terminology. We often talk of the **value of a process** at time  $t$ , say, which really refers to the value of a single random variable  $(X(t))$ , even though a process is a collection of several random variables.

## 7.2 UNRESTRICTED SIMPLE RANDOM WALK

Suppose a particle is initially at the point  $x = 0$  on the  $x$ -axis. At each subsequent time unit it moves a unit distance to the right, with probability  $p$ , or a unit distance to the left, with probability  $q$ , where  $p + q = 1$ .

At time unit  $n$  let the position of the particle be  $X_n$ . The above assumptions yield

$$X_0 = 0, \quad \text{with probability one,}$$

and in general,

$$X_n = X_{n-1} + Z_n, \quad n = 1, 2, \dots,$$

where the  $Z_n$  are identically distributed with

$$\Pr\{Z_1 = +1\} = p$$

$$\Pr\{Z_1 = -1\} = q.$$

It is further assumed that the steps taken by the particle are mutually independent random variables.

**Definition.** The collection of random variables  $X = \{X_0, X_1, X_2, \dots\}$  is called a **simple random walk in one dimension**. It is 'simple' because the steps take only the values  $\pm 1$ , in distinction to cases where, for example, the  $Z_n$  are continuous random variables.

The simple random walk is a random process indexed by a discrete time parameter ( $n = 0, 1, 2, \dots$ ) and has a discrete state space because its possible values are  $\{0, \pm 1, \pm 2, \dots\}$ . Furthermore, because there are no bounds on the possible values of  $X$ , the random walk is said to be **unrestricted**.

### Sample paths

Two possible beginnings of sequences of values of  $X$  are

$$\{0, +1, +2, +1, 0, -1, 0, +1, +2, +3, \dots\}$$

$$\{0, -1, 0, -1, -2, -3, -4, -3, -4, -5, \dots\}$$

The corresponding sample paths are sketched in Fig. 7.2.

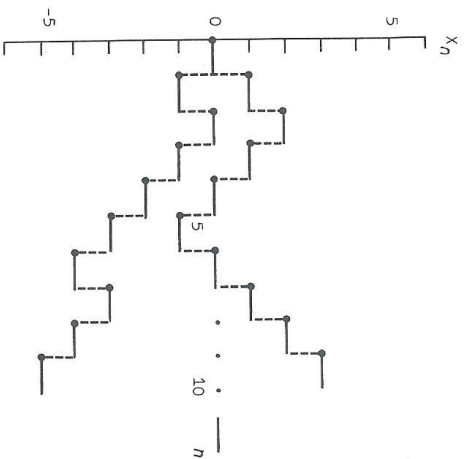


Figure 7.2 Two possible sample paths of the simple random walk.

**Markov property**

A simple random walk is clearly a Markov process. For example,

$$\begin{aligned} \Pr\{X_4 = 2 | X_3 = 3, X_2 = 2, X_1 = 1, X_0 = 0\} \\ = \Pr\{X_4 = 2 | X_3 = 3\} = \Pr\{Z_4 = +1\} = q. \end{aligned}$$

That is, the probability is  $q$  that  $X_4$  has the value 2 given that  $X_3 = 3$ , regardless of the values of the process at epochs 0, 1, 2.

The one-time-step transition probabilities are

$$p_{jk} = \Pr\{X_n = k | X_{n-1} = j\} = \begin{cases} p, & \text{if } k = j + 1 \\ q, & \text{if } k = j - 1 \\ 0, & \text{otherwise} \end{cases}$$

and in this case these do not depend on  $n$ .

**Mean and variance**

We first observe that

$$\begin{aligned} X_1 &= X_0 + Z_1 \\ X_2 &= X_1 + Z_2 = X_0 + Z_1 + Z_2 \\ &\vdots \\ X_n &= X_0 + Z_1 + Z_2 + \dots + Z_n. \end{aligned}$$

Then, because the  $Z_n$  are identically distributed and independent random variables and  $X_0 = 0$  with probability one,

$$E(X_n) = E\left(\sum_{k=1}^n Z_k\right) = nE(Z_1)$$

and

$$\text{Var}(X_n) = \text{Var}\left(\sum_{k=1}^n Z_k\right) = n \text{Var}(Z_1).$$

Now,

$$E(Z_1) = 1p + (-1)q = p - q$$

and

$$E(Z_1^2) = 1p + 1q = p + q = 1.$$

Thus

$$\begin{aligned} \text{Var}(Z_1) &= E(Z_1^2) - E^2(Z_1) \\ &= 1 - (p - q)^2 \\ &= 1 - (p^2 + q^2 - 2pq) \\ &= 1 - (p^2 + q^2 + 2pq) + 4pq \\ &= 4pq. \end{aligned}$$

since  $p^2 + q^2 + 2pq = (p + q)^2 = 1$ . Hence we arrive at the following expressions for the mean and variance of the process at epoch  $n$ :

$$E(X_n) = n(p - q) \tag{7.2}$$

$$\text{Var}(X_n) = 4npq \tag{7.3}$$

We see that the mean and variance grow linearly with time.

**The probability distribution of  $X_n$**

Let us derive an expression for the probability distribution of the random variable  $X_n$ , the value of the process (or x-coordinate of the particle) at time  $n \geq 1$ . That is, we seek

$$p(k, n) = \Pr\{X_n = k\},$$

where  $k$  is an integer.

We first note that  $p(k, n) = 0$  if  $n < |k|$  because the process cannot get to level  $k$  in less than  $|k|$  steps. Henceforth, therefore,  $n \geq |k|$ .

Of the  $n$  steps let the number of magnitude  $+1$  be  $N_n^+$  and the number of magnitude  $-1$  be  $N_n^-$ , where  $N_n^+$  and  $N_n^-$  are random variables. We must have

$$X_n = N_n^+ - N_n^-$$

and

$$n = N_n^+ + N_n^-.$$

Adding these two equations to eliminate  $N_n^-$  yields

$$N_n^+ = \frac{1}{2}(n + X_n). \tag{7.4}$$

Thus  $X_n = k$  if and only if  $N_n^+ = \frac{1}{2}(n + k)$ . We note that  $N_n^+$  is a binomial random variable with parameters  $n$  and  $p$ . Also, since from (7.4),  $2N_n^+ = n + X_n$  is necessarily even,  $X_n$  must be even if  $n$  is even and  $X_n$  must be odd if  $n$  is odd. Thus we arrive at

$$p(k, n) = \begin{cases} \binom{n}{(k+n)/2} p^{(k+n)/2} q^{(n-k)/2}; & n \geq |k|, k \text{ and } n \text{ either both even or both odd.} \\ 0 & \text{otherwise} \end{cases}$$

For example, the probability that the particle is at  $k = -2$  after  $n = 4$  steps is

$$p(-2, 4) = \binom{4}{1} pq^3 = 4pq^3. \tag{7.5}$$

This will be verified graphically in Exercise 3.



### Approximate probability distribution

If  $X_0 = 0$ , then

$$X_n = \sum_{k=1}^n Z_k$$

where the  $Z_k$  are i.i.d. random variables with finite means and variances. Hence, by the central limit theorem (Section 6.4),

$$\frac{X_n - E(X_n)}{\sigma(X_n)} \xrightarrow{d} N(0, 1)$$

as  $n \rightarrow \infty$ . Since  $E(X_n)$  and  $\sigma(X_n)$  are known from (7.2) and (7.3), we have

$$\frac{X_n - n(p - q)}{\sqrt{4npq}} \xrightarrow{d} N(0, 1).$$

Thus for example,

$$\Pr \{n(p - q) - 1.96\sqrt{4npq} < X_n < n(p - q) + 1.96\sqrt{4npq}\} \approx 0.95.$$

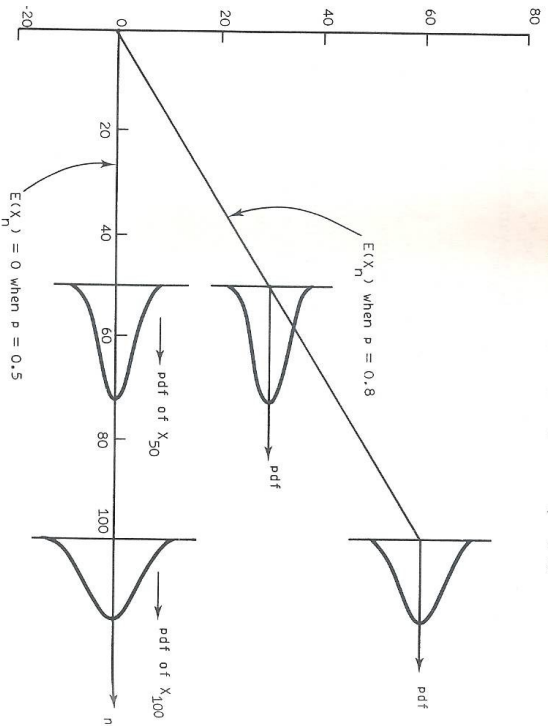


Figure 7.3 Mean of the random walk versus  $n$  for  $p = 0.5$  and  $p = 0.8$  and normal density approximations for the probability distributions of the process at epochs  $n = 50$  and  $n = 100$ .

random walk with absorbing states 131

After  $n = 10\,000$  steps with  $p = 0.6$ ,  $E(X_n) = 2000$  and

$$\Pr\{1808 < X_{10000} < 2192\} \approx 0.95,$$

whereas when  $p = 0.5$  the mean is 0 and

$$\Pr\{-196 < X_{10000} < 196\} \approx 0.95.$$

Figure 7.3 shows the growth of the mean with increasing  $n$  and the approximating normal densities at  $n = 50$  and  $n = 100$  for various  $p$ .

### 7.3 RANDOM WALK WITH ABSORBING STATES

The paths of the process considered in the previous section increase or decrease at random, indefinitely. In many important applications this is not the case as particular values have special significance. This is illustrated in the following classical example.

#### A simple gambling game

Let two gamblers,  $A$  and  $B$ , initially have  $\$a$  and  $\$b$ , respectively, where  $a$  and  $b$  are positive integers. Suppose that at each round of their game, player  $A$  wins  $\$1$  from  $B$  with probability  $p$  and loses  $\$1$  to  $B$  with probability  $q = 1 - p$ . The total capital of the two players at all times is

$$c = a + b.$$

Let  $X_n$  be player  $A$ 's capital at round  $n$  where  $n = 0, 1, 2, \dots$  and  $X_0 = a$ . Let  $Z_n$  be the amount  $A$  wins on trial  $n$ . The  $Z_n$  are assumed to be independent. It is clear that as long as both players have money left,

$$X_n = X_{n-1} + Z_n \quad n = 1, 2, \dots,$$

where the  $Z_n$  are i.i.d. as in the previous section. Thus  $\{X_n, n = 0, 1, 2, \dots\}$  is a simple random walk but there are now some restrictions or boundary conditions on the values it takes.

#### Absorbing states

Let us assume that  $A$  and  $B$  play until one of them has no money left; i.e., has 'gone broke'. This may occur in two ways.  $A$ 's capital may reach zero or  $A$ 's capital may reach  $c$ , in which case  $B$  has gone broke. The process  $X = \{X_0, X_1, X_2, \dots\}$  is thus restricted to the set of integers  $\{0, 1, 2, \dots, c\}$  and it terminates when either the value 0 or  $c$  is attained. The values 0 and  $c$  are called absorbing states, or we say there are **absorbing barriers** at 0 and  $c$ . Figure 7.4 shows plots of  $A$ 's capital  $X_n$  versus trial number for two possible

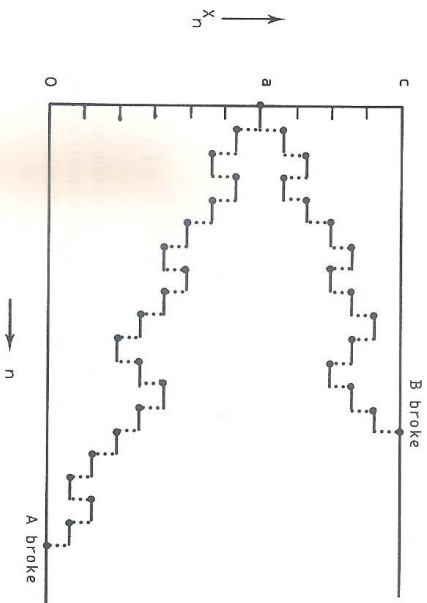


Figure 7.4 Two sample paths of a simple random walk with absorbing barriers at 0 and  $c$ . The upper path results in absorption at  $c$  (corresponding to player  $A$  winning all the money) and the lower one in absorption at 0 (player  $A$  broke).

games. One of these sample paths leads to absorption of  $X$  at 0 and the other to absorption at  $c$ .

#### 7.4 THE PROBABILITIES OF ABSORPTION AT 0

Let  $P_a, a = 0, 1, 2, \dots, c$  denote the probabilities that player  $A$  goes broke when his initial capital is  $\$a$ . Equivalently  $P_a$  is the probability that  $X$  is absorbed at 0 when  $X_0 = a$ . The calculation of  $P_a$  is referred to as a **gambler's ruin problem**. We will obtain a difference equation for  $P_a$ .

First, however, we observe that the following boundary conditions must apply:

$$\begin{cases} P_0 = 1 \\ P_c = 0 \end{cases}$$

since if  $a = 0$  the probability of absorption at 0 is one whereas if  $a = c$ , absorption at  $c$  has already occurred and absorption at 0 is impossible.

Now, when  $a$  is not equal to either 0 or  $c$ , all games can be divided into two mutually exclusive categories:

- (i)  $A$  wins the first round;
- (ii)  $A$  loses the first round.

Thus the event  $\{A \text{ goes broke from } a\}$  is the union of two mutually exclusive events:

$$\begin{aligned} \{A \text{ goes broke from } a\} &= \\ &= \{A \text{ wins the first round and goes broke from } a+1\} \\ &\cup \{A \text{ loses the first round and goes broke from } a-1\}. \end{aligned} \tag{7.6}$$

Also, since going broke after winning the first round and winning the first round are independent,

$$\begin{aligned} \Pr\{A \text{ wins the first round and goes broke from } a+1\} \\ = \Pr\{A \text{ wins the first round}\} \Pr\{A \text{ goes broke from } a+1\} \\ = pP_{a+1}. \end{aligned} \tag{7.7}$$

Similarly,

$$\begin{aligned} \Pr\{A \text{ loses the first round and goes broke from } a-1\} \\ = qP_{a-1}. \end{aligned} \tag{7.8}$$

Since the probability of the union of two mutually exclusive events is the sum of their individual probabilities, we obtain from (7.6)–(7.8), the key relation

$$P_a = pP_{a+1} + qP_{a-1}, \quad a = 1, 2, \dots, c-1. \tag{7.9}$$

This is a difference equation for  $P_a$  which we will solve subject to the above boundary conditions.

#### Solution of the difference equation (7.9)

There are three main steps in solving (7.9).

- (i) *The first step is to rearrange the equation*

Since  $p + q = 1$ , we have

$$(p + q)P_a = pP_{a+1} + qP_{a-1},$$

or

$$p(P_{a+1} - P_a) = q(P_a - P_{a-1}).$$

Dividing by  $p$  and letting

$$r = \frac{q}{p}$$

gives

$$P_{a+1} - P_a = r(P_a - P_{a-1}).$$

(ii) The second step is to find  $P_1$ .

To do this we write out the system of equations and utilize the boundary condition  $P_0 = 1$ :

$$\left. \begin{aligned} a=1 & : P_2 - P_1 & = r(P_1 - P_0) & = r(P_1 - 1) \\ a=2 & : P_3 - P_2 & = r(P_2 - P_1) & = r^2(P_1 - 1) \\ & \vdots & & \vdots \\ a=c-2 & : P_{c-1} - P_{c-2} & = r(P_{c-2} - P_{c-3}) & = r^{c-2}(P_1 - 1) \\ a=c-1 & : P_c - P_{c-1} & = r(P_{c-1} - P_{c-2}) & = r^{c-1}(P_1 - 1) \end{aligned} \right\} \quad (7.10)$$

Adding all these and cancelling gives

$$P_c - P_1 = -P_1 = (P_1 - 1)(r + r^2 + \dots + r^{c-1}), \quad (7.11)$$

where we have used the fact that  $P_c = 0$ .

*Special case:*  $p = q = \frac{1}{2}$ . If  $p = q = \frac{1}{2}$  then  $r = 1$  so  $r + r^2 + \dots + r^{c-1} = c - 1$ . Hence

$$-P_1 = (P_1 - 1)(c - 1).$$

Solving this gives

$$\boxed{P_1 = 1 - \frac{1}{c}}, \quad r = 1. \quad (7.12)$$

*General case:*  $p \neq q$ . Equation (7.11) can be rearranged to give

$$(P_1 - 1)(1 + r + r^2 + \dots + r^{c-1}) + 1 = 0$$

so

$$P_1 = 1 - \frac{1}{1 + r + r^2 + \dots + r^{c-1}}.$$

For  $r \neq 1$  we utilize the following formula for the sum of a finite number of terms of a geometric series:

$$1 + r + r^2 + \dots + r^{c-1} = \frac{1 - r^c}{1 - r}. \quad (7.13)$$

Hence, after a little algebra,

$$\boxed{P_1 = \frac{r - r^c}{1 - r^c}}, \quad r \neq 1. \quad (7.14)$$

Equations (7.12) and (7.14) give the probabilities that the random walk is

absorbed at zero when  $X_0 = 1$ , or the chances that player A goes broke when starting with one unit of capital.

(iii) The third and final step is to solve for  $P_a$ ,  $a \neq 1$ .

From the system of equations (7.10) we get

$$\left. \begin{aligned} P_2 & = P_1 + r(P_1 - 1) \\ P_3 & = P_2 + r^2(P_1 - 1) \\ & \vdots \\ P_a & = P_{a-1} + r^{a-1}(P_1 - 1) = P_1 + (P_1 - 1)(r + r^2 + \dots + r^{a-1}). \end{aligned} \right\}$$

Adding and subtracting one gives

$$P_a = (P_1 - 1)(1 + r + r^2 + \dots + r^{a-1}) + 1. \quad (7.15)$$

*Special case:*  $p = q = \frac{1}{2}$ . When  $r = 1$  we have  $1 + r + r^2 + \dots + r^{a-1} = a$ , so using (7.12) gives

$$\boxed{P_a = 1 - \frac{a}{c}}, \quad p = q. \quad (7.16)$$

*General case:*  $p \neq q$ . From (7.14) we find

$$P_1 - 1 = \frac{r - 1}{1 - r^c}.$$

Substituting this in (7.15) and utilizing (7.13) for the sum of the geometric series,

$$P_a = \left( \frac{r - 1}{1 - r^c} \right) \left( \frac{1 - r^a}{1 - r} \right) + 1,$$

which rearranges to

$$\boxed{P_a = \frac{r^a - r^c}{1 - r^c}}, \quad r \neq 1.$$

Thus, in terms of  $p$  and  $q$  we finally obtain the following results.

**Theorem 7.1** The probability that the random walk is absorbed at 0 when it starts at  $X_0 = a$ , (or the chances that player A goes broke from  $a$ ) is

$$\boxed{P_a = \frac{(q/p)^a - (q/p)^c}{1 - (q/p)^c}}, \quad p \neq q. \quad (7.17)$$

Table 7.1 Values of  $P_a$  for various values of  $p$ .

$a$	$p = 0.25$	$p = 0.4$	$p = 0.5$
0	1	1	1
1	0.99997	0.99118	0.9
2	0.99986	0.97794	0.8
3	0.99956	0.95809	0.7
4	0.99865	0.92831	0.6
5	0.99590	0.88364	0.5
6	0.98767	0.81663	0.4
7	0.96298	0.71612	0.3
8	0.88890	0.56536	0.2
9	0.66667	0.33922	0.1
10	0	0	0

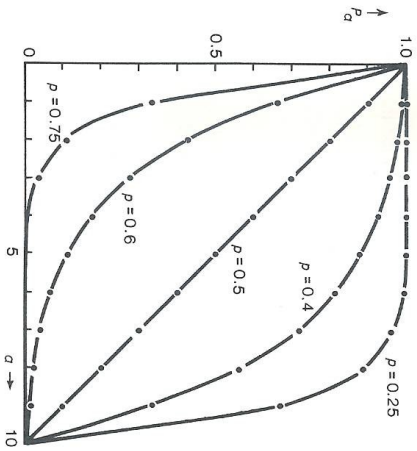


Figure 7.5 The probabilities  $P_a$  that player  $A$  goes broke. The total capital of both players is 10,  $a$  is the initial capital of  $A$ , and  $p$  = chance that  $A$  wins each round.

When  $p = q = \frac{1}{2}$ ,

$$P_a = 1 - \frac{a}{c}$$

Some numerical values

Table 7.1 lists values of  $P_a$  for  $c = 10$ ,  $a = 0, 1, \dots, 10$  for the three values  $p = 0.25$ ,  $p = 0.4$  and  $p = 0.5$ . The values of  $P_a$  are plotted against  $a$  in Fig. 7.5. Also shown are curves for  $p = 0.75$  and  $p = 0.6$  which are obtained from the relation (see Exercise 8)

$$P_A(p) = 1 - P_{c-a}(1-p).$$

In the case shown where  $p = 0.25$ , the chances are close to one that  $X$  will be absorbed at 0 ( $A$  will go broke) unless  $X_0$  is 8 or more. Clearly the chances that  $A$  does not go broke are promoted by:

- (i) a large  $p$  value, i.e. a high probability of winning each round;
- (ii) a large value of  $X_0$ , i.e. a large share of the initial capital.

### 7.5 ABSORPTION AT $c > 0$

We have just considered the random walk  $\{X_n, n = 0, 1, 2, \dots\}$  where  $X_n$  was player  $A$ 's fortune at epoch  $n$ . Let  $Y_n$  be player  $B$ 's fortune at epoch  $n$ . Then  $\{Y_n, n = 0, 1, 2, \dots\}$  is a random walk with probability  $q$  of a step up and  $p$  of a step down at each time unit. Also,  $Y_0 = c - a$  and if  $Y$  is absorbed at 0 then  $X$  is absorbed at  $c$ .

The quantity

$$Q_a = \text{Pr}\{X \text{ is absorbed at } c \text{ when } X_0 = a\},$$

can therefore be obtained from the formulas for  $P_a$  by replacing  $a$  by  $c - a$  and interchanging  $p$  and  $q$ .

*Special case:*  $p = q = \frac{1}{2}$ . In this case  $P_a = 1 - a/c$  so  $Q_a = 1 - (c - a)/c$ . Hence

$$Q_a = \frac{a}{c}, \quad p = q.$$

*General case:*  $p \neq q$ . From (7.17) we obtain

$$Q_a = \frac{(p/q)^{c-a} - (p/q)^c}{1 - (p/q)^c}.$$



Multiplying the numerator and denominator by  $(q/p)^c$  and rearranging gives

$$Q_a = \frac{1 - (q/p)^c}{1 - (q/p)^a} \quad p \neq q.$$

In all cases we find

$$P_a + Q_a = 1 \tag{7.18}$$

Thus absorption at one or the other of the absorbing states is a certain event.

That the probabilities of absorption at 0 and at  $c$  add to unity is not obvious. One can imagine that a game might last forever, with  $A$  winning one round,  $B$  winning the next,  $A$  the next, and so on. Equation (7.18) tells us that the probability associated with such never-ending sample paths is zero. Hence sooner or later the random walk is absorbed, or in the gambling context, one of the players goes broke.

7.6 THE CASE  $c = \infty$

If  $a$ , which is player  $A$ 's initial capital, is kept finite and we let  $b$  become infinite, then player  $A$  is gambling against an opponent with infinite capital. Then, since  $c = a + b$ ,  $c$  becomes infinite. The chances that player  $A$  goes broke are obtained by taking the limit  $c \rightarrow \infty$  in expressions (7.16) and (7.17) for  $P_a$ . There are three cases to consider:

i)  $p > q$

then player  $A$  has the advantage and since  $q/p < 1$ ,

$$\lim_{c \rightarrow \infty} P_a = \lim_{c \rightarrow \infty} \frac{(q/p)^c - (q/p)^c}{1 - (q/p)^c} = (q/p)^a,$$

which is less than one.

ii)  $p = q$

then the game is 'fair' and

$$\lim_{c \rightarrow \infty} P_a = \lim_{c \rightarrow \infty} 1 - \frac{a}{c} = 1.$$

iii)  $p < q$

then player  $A$  is disadvantaged and

$$\lim_{c \rightarrow \infty} P_a = \lim_{c \rightarrow \infty} \frac{(q/p)^c - (q/p)^c}{1 - (q/p)^c} = 1$$

since  $q/p > 1$ .

Note that even when  $A$  and  $B$  have equal chances to win each round, player  $A$  goes broke for sure when player  $B$  has infinite initial capital. In casinos the situation is approximately that of a gambler playing someone with infinite capital, and, to make matters worse  $p < q$  so the gambler goes broke with probability one if he keeps on playing. Casino owners are not usually referred to as gamblers!

7.7 HOW LONG WILL ABSORPTION TAKE?

In Section 7.5 we saw that the random walk  $X$  on a finite interval is certain to be absorbed at 0 or  $c$ . We now ask how long this will take.

Define the random variable

$$T_a = \text{time to absorption of } X \text{ when } X_0 = a, \quad a = 0, 1, 2, \dots, c.$$

The probability distribution of  $T_a$  can be found exactly (see for example Feller, 1968, Chapter 14) but we will find only the expected value of  $T_a$ :

$$D_a = E(T_a).$$

Clearly, if  $a = 0$  or  $a = c$ , then absorption is immediate so we have the boundary conditions

$$\begin{aligned} D_0 &= 0 & (7.19) \\ D_c &= 0 & (7.20) \end{aligned}$$

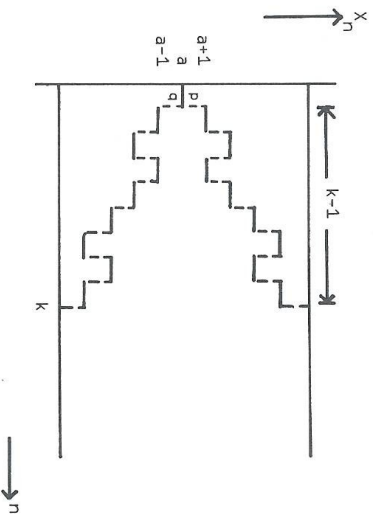


Figure 7.6 Paths leading to absorption after  $k$  steps.

We will derive a difference equation for  $D_a$ . Define

$$P(a, k) = \Pr\{T_a = k\}, \quad k = 1, 2, \dots$$

which is the probability that absorption takes  $k$  time units when the process begins at  $a$ . Considering the possible results of the first round as before (see the sketch in Fig. 7.6), we find

$$P(a, k) = pP(a + 1, k - 1) + qP(a - 1, k - 1).$$

Multiplying by  $k$  and summing over  $k$  gives

$$E(T_a) = \sum_{k=1}^{\infty} kP(a, k) = p \sum_{k=1}^{\infty} kP(a + 1, k - 1) + q \sum_{k=1}^{\infty} kP(a - 1, k - 1).$$

Putting  $j = k - 1$  this may be rewritten

$$\begin{aligned} D_a &= p \sum_{j=0}^{\infty} (j + 1)P(a + 1, j) + q \sum_{j=0}^{\infty} (j + 1)P(a - 1, j) \\ &= p \sum_{j=0}^{\infty} jP(a + 1, j) + q \sum_{j=0}^{\infty} jP(a - 1, j) \\ &\quad + p \sum_{j=0}^{\infty} P(a + 1, j) + q \sum_{j=0}^{\infty} P(a - 1, j). \end{aligned}$$

But we have seen that absorption is certain, so

$$\sum_{j=0}^{\infty} P(a + 1, j) = \sum_{j=0}^{\infty} P(a - 1, j) = 1.$$

Hence

$$D_a = pD_{a+1} + qD_{a-1} + p + q$$

**Table 7.2** Values of  $D_a$  from (7.22) and (7.23) with  $c = 10$

$a$	$p = 0.25$	$p = 0.4$	$p = 0.5$
0	0	0	0
1	1.999	4.559	9
2	3.997	8.897	16
3	5.991	12.904	21
4	7.973	16.415	24
5	9.918	19.182	25
6	11.753	20.832	24
7	13.260	20.806	21
8	13.778	18.268	16
9	11.334	11.961	9
10	0	0	0

How long will absorption take? 141

or, finally,

$$D_a = pD_{a+1} + qD_{a-1} + 1, \quad a = 1, 2, \dots, c - 1. \quad (7.21)$$

This is the desired difference equation for  $D_a$  which can be written down without the preceding steps (see Exercise 11).

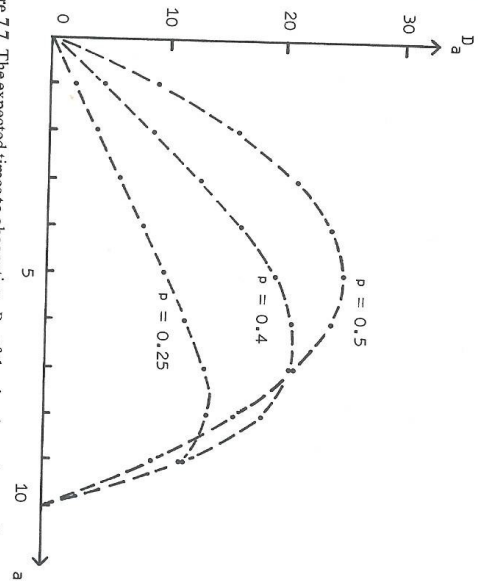
The solution of (7.21) may be found in the same way that we solved the difference equation for  $P_a$ . In Exercise 12 it is found that the solution satisfying the boundary conditions (7.19), (7.20) is

$$D_a = a(c - a), \quad p = q, \quad (7.22)$$

$$D_a = \frac{1}{q - p} \left( a - c \left\{ \frac{1 - (q/p)^a}{1 - (q/p)^c} \right\} \right), \quad p \neq q. \quad (7.23)$$

**Numerical values**

Table 7.2 lists calculated expected times to absorption for various values of  $a$  when  $c = 10$  and for  $p = 0.25$ ,  $p = 0.4$  and  $p = 0.5$ . These values are plotted as functions of  $a$  in Fig. 7.7.



**Figure 7.7** The expected times to absorption,  $D_a$ , of the simple random walk starting at  $a$  when  $c = 10$  for various  $p$ .

It is seen that when  $p = q$  and  $c = 10$  and both players in the gambling game start with the same capital, the expected duration of the game is 25 rounds. If the total capital is  $c = 1000$  and is equally shared by the two players to start with, then the average duration of their game is 250 000 rounds! Finally we note that when  $c = \infty$ , the expected times to absorption are

$$D_a = \begin{cases} \frac{a}{q-p}, & p < q \\ \infty, & p \geq q \end{cases} \quad (7.24)$$

as will be proved in Exercise 13.

### 7.8 SMOOTHING THE RANDOM WALK - THE WIENER PROCESS AND BROWNIAN MOTION

In Fig. 7.8a are shown portions of two possible sample paths of a simple unrestricted random walk with steps up or down of equal magnitudes. The illustrations in Fig. 7.8b-f were obtained by successive reductions of Fig. 7.8a. In (a), the 'steps' are discernible, but after several reductions the paths become smooth in appearance. In terms of the position and time scales in (a), the steps in (f) are very small and so is the time between them. The point of this is to illustrate that paths may be discontinuous but appear quite smooth when viewed from a distance.

Consider the time interval  $(0, t]$ . Subdivide this into subintervals of length  $\Delta t$  so that there are  $t/\Delta t$  such subintervals. We now suppose that a particle, initially at  $x = 0$ , makes a step (in one space dimension) at the times  $\Delta t, 2\Delta t, \dots$  and that the size of the step is either  $+\Delta x$  or  $-\Delta x$ , the probability being  $1/2$  that the move is to the left or the right. Thus the position of the particle,  $X(t)$ , at time  $t$ , is a random walk which has executed  $t/\Delta t$  steps. Since the position will depend on the choice of  $\Delta t$  and  $\Delta x$ , we write the position as  $X(t; \Delta t, \Delta x)$ . We may write

$$X(t; \Delta t, \Delta x) = \sum_{i=1}^{t/\Delta t} Z_i \quad (7.25)$$

where the  $Z_i$  are independent and identically distributed with

$$\Pr[Z_i = +\Delta x] = \Pr[Z_i = -\Delta x] = 1/2, \quad i = 1, 2, \dots$$

For the  $Z_i$  we have,

$$E[Z_i] = 0,$$

and

$$V[Z_i] = \Delta x^2$$

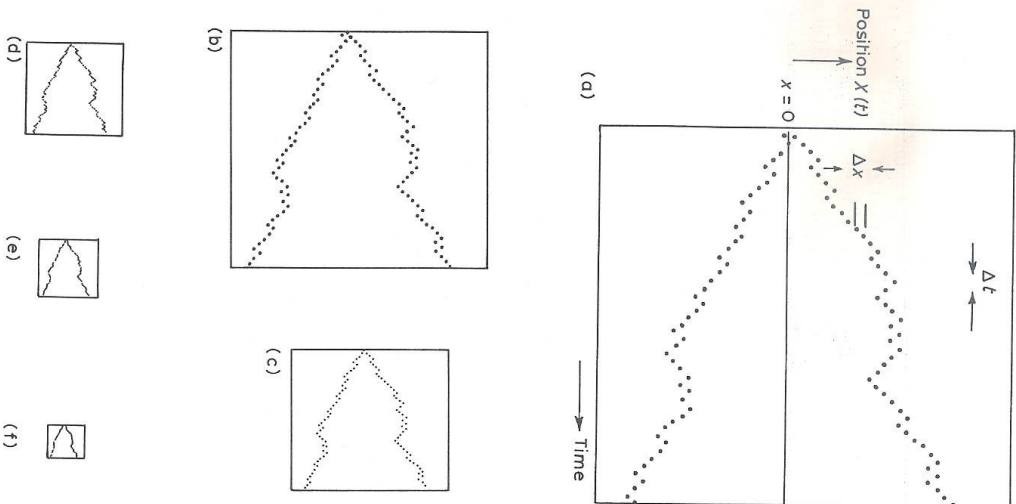


Figure 7.8 In (a) are shown two sample paths of a random walk. (b) to (f) we

144 Simple random walks

From (7.25) we get

$$E[X(t; \Delta t, \Delta x)] = 0,$$

and since the  $Z_i$  are independent,

$$\text{Var}[X(t; \Delta t, \Delta x)] = (t/\Delta t) \text{Var}[Z_1] = \frac{t(\Delta x)^2}{\Delta t}.$$

Now we let  $\Delta t$  and  $\Delta x$  get smaller so the particle moves by smaller amounts but more often. If we let  $\Delta t$  and  $\Delta x$  approach zero we won't be able to find the limiting variance as this will involve zero divided by zero, unless we prescribe a relationship between  $\Delta t$  and  $\Delta x$ .

A convenient choice is  $\Delta x = \sqrt{\Delta t}$  which makes  $\text{Var}[X(t; \Delta t, \Delta x)] = t$  for all values of  $\Delta t$ . In the limit  $\Delta t \rightarrow 0$  the random variable  $X(t; \Delta t, \Delta x)$  converges in distribution to a random variable which we denote by  $W(t)$ . From the central limit theorem (Chapter 6) it is clear that  $W(t)$  is normally distributed. Furthermore,

$$\begin{aligned} E[W(t)] &= 0 \\ \text{Var}[W(t)] &= t. \end{aligned}$$

The collection of random variables  $\{W(t), t \geq 0\}$ , indexed by  $t$ , is a continuous process in continuous time called a **Wiener process** or **Brownian motion**, though the latter term also refers to a physical phenomenon (see below).

The Wiener process (named after Norbert Wiener, celebrated mathematician, 1894–1964) is a fascinating mathematical construction which has been much studied by mathematicians. Though it might seem just an abstraction, it has provided useful mathematical approximations to random processes in the real world. One outstanding example is Brownian motion. When a small particle is in a fluid (liquid or gas) it is buffeted around by the molecules of the fluid, usually at an astronomical rate. Each little impact moves the particle a tiny amount. You can see this if you ever watch dust or smoke particles in a stream of sunlight. This phenomenon, the erratic motion of a particle in a fluid, is called Brownian motion after the English botanist Robert Brown who observed the motion of pollen grains in a fluid under a light microscope. In 1905, Albert Einstein obtained a theory of Brownian motion using the same kind of reasoning as we did in going from random walk to Wiener process. The theory was subsequently confirmed by the experimental results of Perrin. For further reading on the Wiener process see, for example, Parzen (1962), and for more advanced aspects, Karlin and Taylor (1975) and Hida (1980).

Random walks have also been employed to represent the voltage in nerve cells (neurons). A step up in the voltage is called **excitation** and a step down is called **inhibition**. Also, there is a critical level (threshold) of excitation of which