

Interspecific Interactions

Types of interactions

DIRECT

Effect of species 2 on fitness of species 1	Effect of species 1 on fitness of species 2		
	Increase	Neutral	Decrease
Increase	+ +		
Neutral	0 +	0 0	
Decrease	+ -	- 0	- -

- + + .. **mutualism** (plants and pollinators)
- 0 + .. **commensalism** (saprophytism, parasitism, phoresis)
- + .. **predation** (herbivory, parasitism), **mimicry**
- 0 .. **amensalism** (allelopathy)
- - .. **competition**

- ## INDIRECT
- Apparent competition
 - Facilitation
 - Exploitation competition

Niche measures

► Niche breadth

Levin's index (D):

- p_k .. proportion of individuals in class k

⌘ does not include resource availability

⌘ $1 < D < \infty$

Smith's index (FT):

- q_k .. proportion of available individuals in class k

- $0 < FT < 1$

$$D = \frac{1}{\sum_{k=1}^n p_k^2}$$

$$FT = \sum_{k=1}^n \sqrt{p_k q_k}$$

► Niche overlap

Pianka's index (a):

⌘ does not account for resource availability

⌘ $0 < a < 1$

Lloyd's index (L):

⌘ $0 < L < \infty$

$$a = \frac{\sum p_{1k} p_{2k}}{\sqrt{\sum p_{1k} \sum p_{2k}}}$$

$$L = \sum \frac{p_{1k} p_{2k}}{q_k}$$

Model of competition

- ▶ based on the logistic differential model

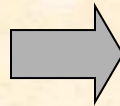
$$\frac{dN}{dt} = Nr \left(1 - \frac{N}{K} \right)$$

- ▶ assumptions:

- all parameters are constant
- individuals of the same species are identical
- environment is homogenous, differentiation of niches is not possible
- ⌘ only exact compensation is present

- ▶ model of Lotka (1925) and Volterra (1926)

species 1: N_1, K_1, r_1



$$\frac{dN_1}{dt} = N_1 r_1 \left(1 - \frac{N_1 + N_2}{K_1} \right)$$

species 2: N_2, K_2, r_2

$$\frac{dN_2}{dt} = N_2 r_2 \left(1 - \frac{N_1 + N_2}{K_2} \right)$$

▶ total competitive effect (intra + inter-specific)

$(N_1 + \alpha N_2)$ where α .. coefficient of competition

$\alpha = 0$.. no interspecific competition

$\alpha < 1$.. species 2 has lower effect on species 1 than species 1 on itself

$\alpha = 0.5$.. one individual of species 1 is equivalent to 0.5 individuals of species 2)

$\alpha = 1$.. both species has equal effect on the other one

$\alpha > 1$.. species 2 has greater effect on species 1 than species 1 on itself

species 1:

$$\frac{dN_1}{dt} = N_1 r_1 \left(1 - \frac{N_1 + \alpha_{12} N_2}{K_1} \right)$$

species 2:

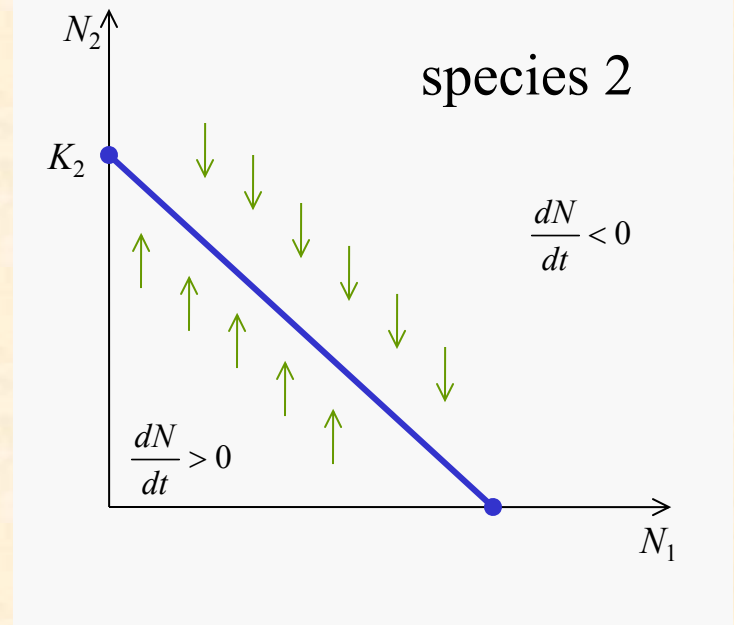
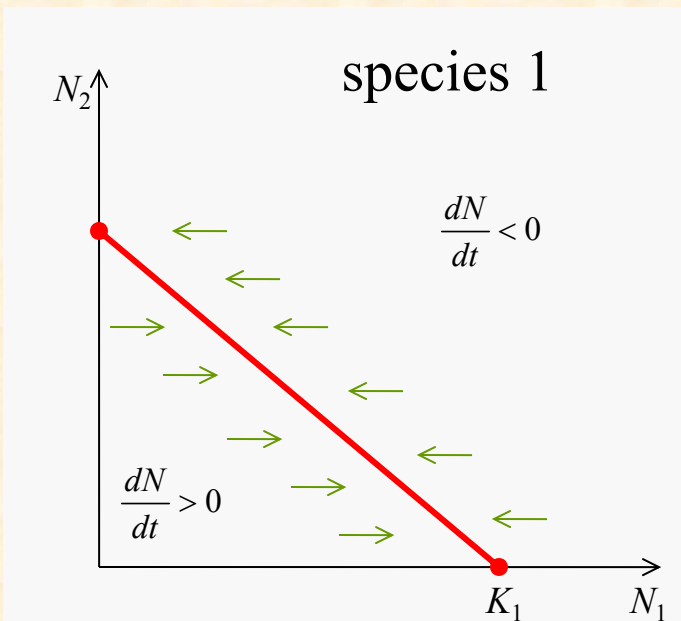
$$\frac{dN_2}{dt} = N_2 r_2 \left(1 - \frac{\alpha_{21} N_1 + N_2}{K_2} \right)$$

▶ if competing species use the same resource then interspecific competition is equal to intraspecific

Equilibrium analysis of the model

- ▶ examination of the model behaviour using null isoclines
- ▶ used to describe change in any two variables in coupled differential equations by projecting orthogonal vectors
- ▶ identification of isoclines: a set of abundances for which the change in populations is 0:

$$\frac{dN}{dt} = 0$$



Isoclines

▶ species 1

$$r_1 N_1 (1 - [N_1 + \alpha_{12} N_2] / K_1) = 0$$

$$r_1 N_1 ([K_1 - N_1 - \alpha_{12} N_2] / K_1) = 0$$

trivial solution if $r_1, N_1, K_1 = 0$

and if $K_1 - N_1 - \alpha_{12} N_2 = 0$

then $N_1 = K_1 - \alpha_{12} N_2$

if $N_1 = 0$ then $N_2 = K_1 / \alpha_{12}$

if $N_2 = 0$ then $N_1 = K_1$

▶ species 2

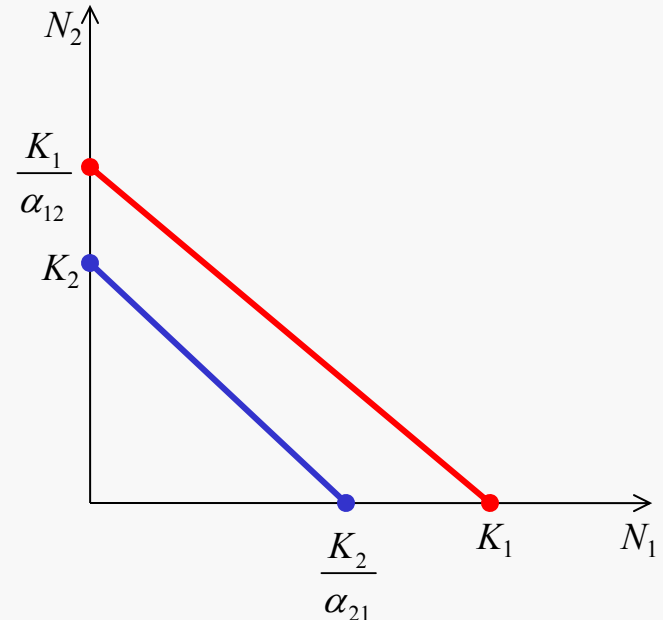
$$r_2 N_2 (1 - [N_2 + \alpha_{21} N_1] / K_2) = 0$$

$$N_2 = K_2 - \alpha_{21} N_1$$

trivial solution if $r_2, N_2, K_2 = 0$

if $N_2 = 0$ then $N_1 = K_2 / \alpha_{21}$

if $N_1 = 0$ then $N_2 = K_2$



▶ above isocline i_1 and below i_2 competition is weak

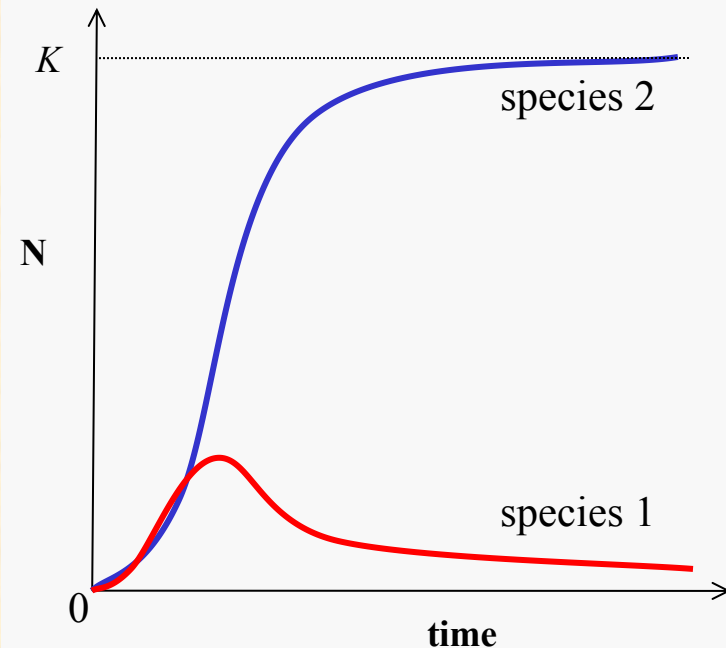
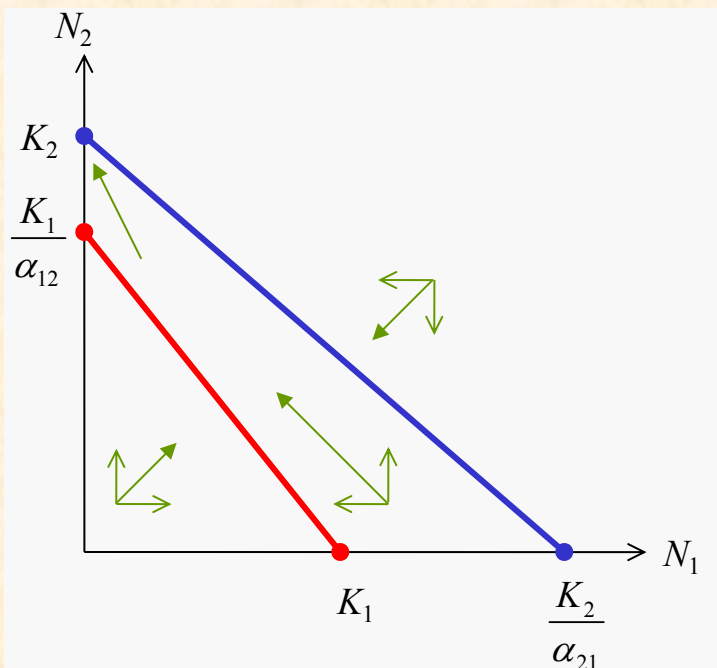
▶ in-between i_1 and i_2 competition is strong

1. Species 2 drives species 1 to extinction

- ▶ K and α determine the model behaviour
- ▶ disregarding initial densities species 2 (stronger competitor) will outcompete species 1 (weaker competitor)
- ▶ equilibrium $(0, K_2)$

$$K_2 > \frac{K_1}{\alpha_{12}} \quad K_1 < \frac{K_2}{\alpha_{21}}$$

$$K_1 = K_2 \quad r_1 = r_2$$
$$\alpha_{12} > \alpha_{21} \quad N_{01} = N_{02}$$



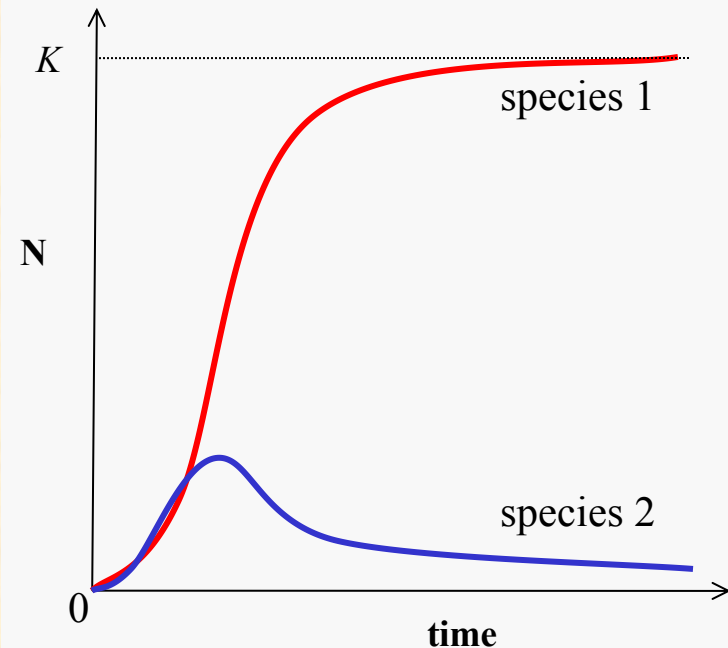
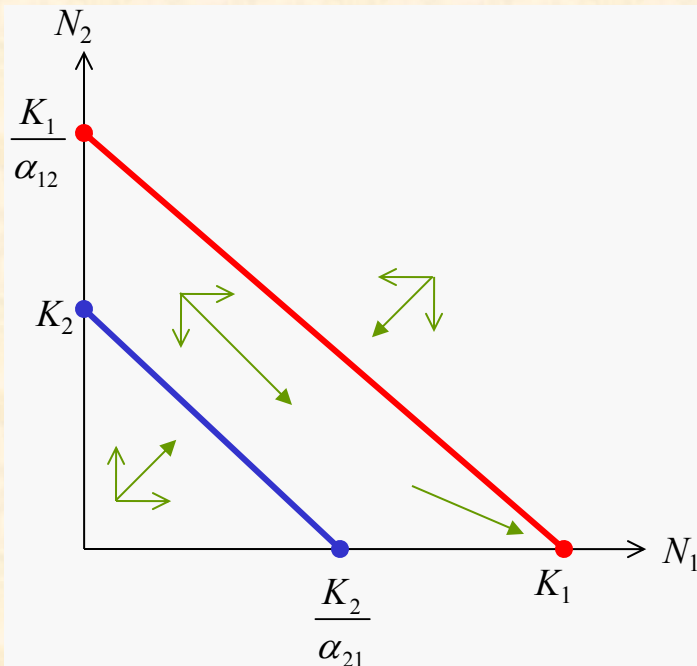
2. Species 1 drives species 2 to extinction

▶ species 1 (stronger competitor) will outcompete species 2 (weaker competitor)

▶ equilibrium $(K_1, 0)$

$$K_1 > \frac{K_2}{\alpha_{21}} \quad K_2 < \frac{K_1}{\alpha_{12}}$$

$$\begin{array}{ll} r_1 = r_2 & K_1 = K_2 \\ N_{01} = N_{02} & \alpha_{12} < \alpha_{21} \end{array}$$



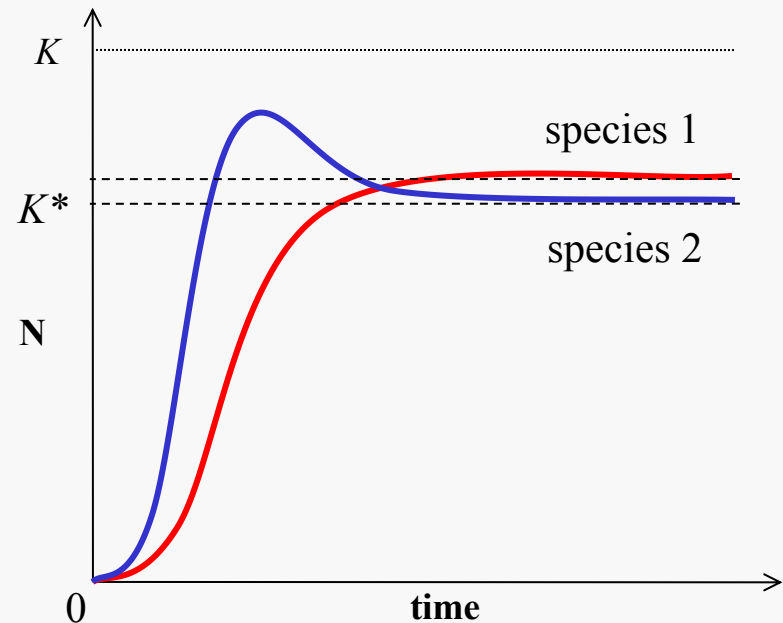
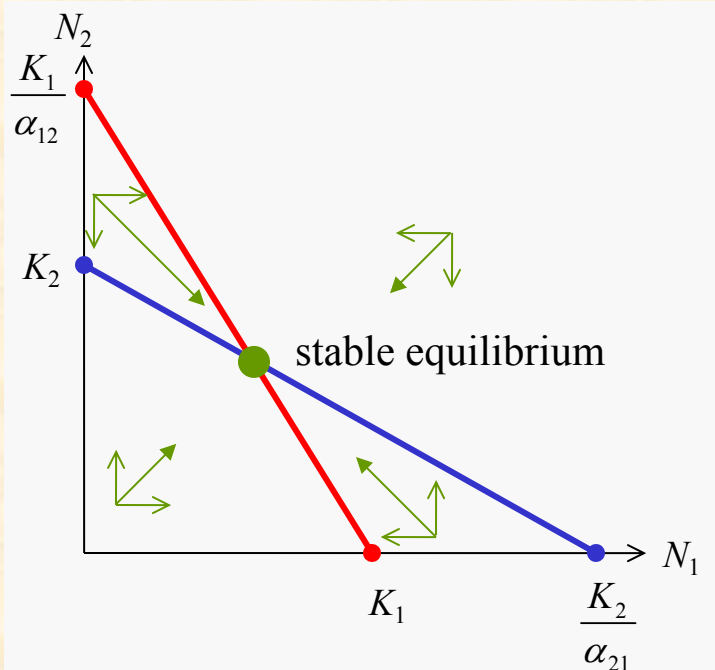
3. Stable coexistence of species

- ▶ disregarding initial densities both species will coexist at stable equilibrium (where isoclines cross)
- ▶ at equilibrium population density of both species is reduced
- ▶ both species are weak competitors
- ▶ equilibrium (K_1^*, K_2^*)

$$K_1 < \frac{K_2}{\alpha_{21}} \quad K_2 < \frac{K_1}{\alpha_{12}}$$

$$r_1 < r_2 \quad K_1 = K_2$$

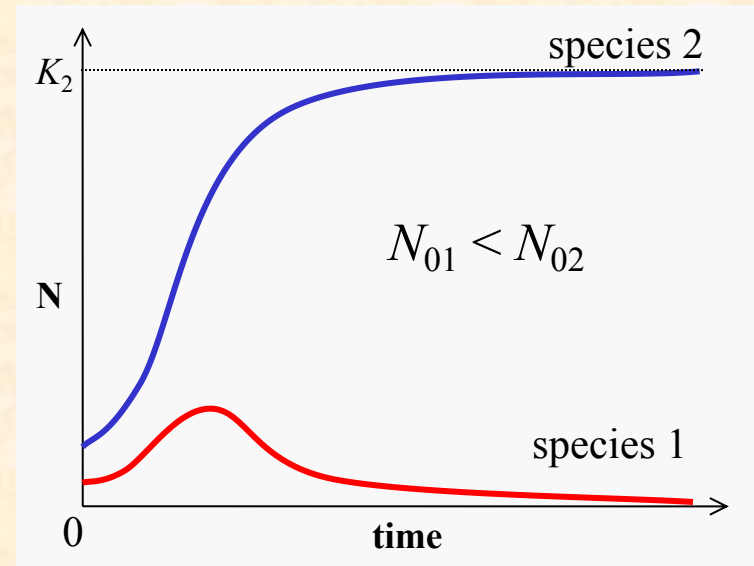
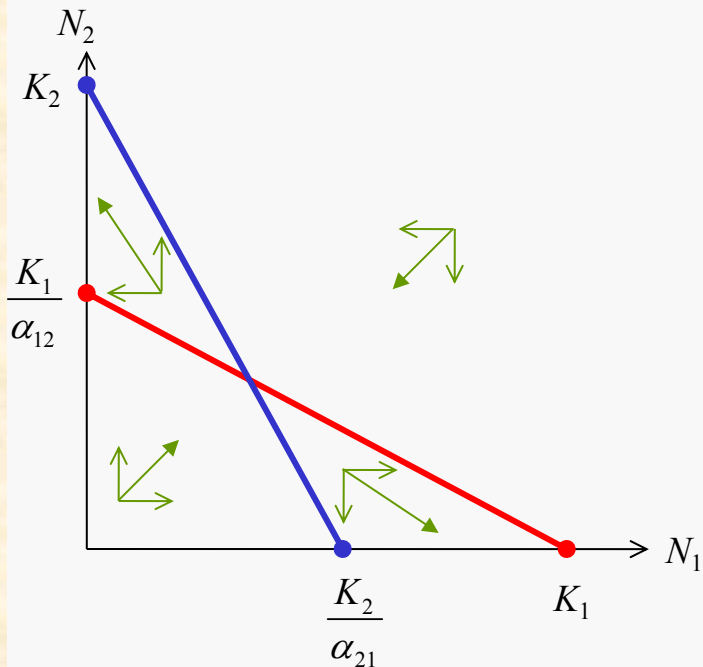
$$N_{01} = N_{02} \quad \alpha_{12}, \alpha_{21} < 1$$



4. Competitive exclusion

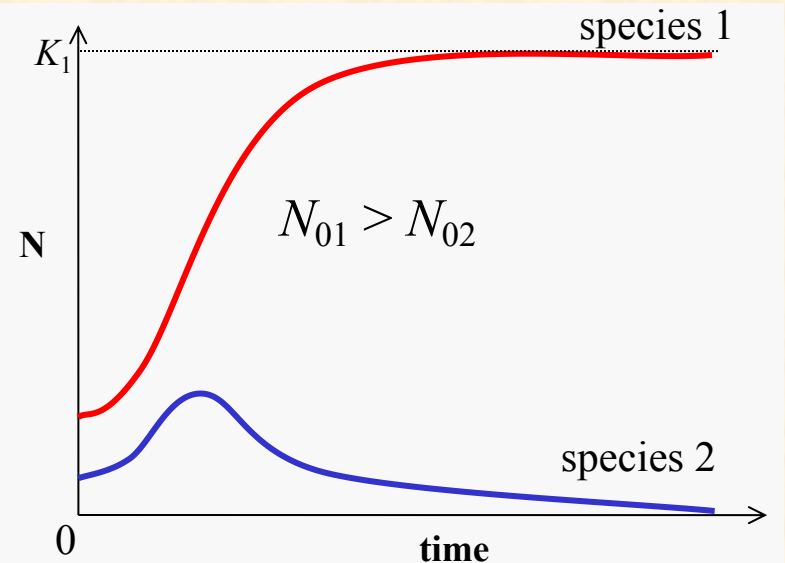
- ▶ one species will drive other to extinction depending on the initial conditions
- ▶ coexistence only for a short time
- ▶ both species are strong competitors
- ▶ equilibrium $(K_1, 0)$ or $(0, K_2)$

$$K_1 > \frac{K_2}{\alpha_{21}} \quad K_2 > \frac{K_1}{\alpha_{12}}$$



$$r_1 = r_2$$

$$K_1 = K_2 \quad \alpha_{12}, \alpha_{21} > 1$$



Stability analysis

- ▶ Jacobian matrix of partial derivations for 2dimensional system

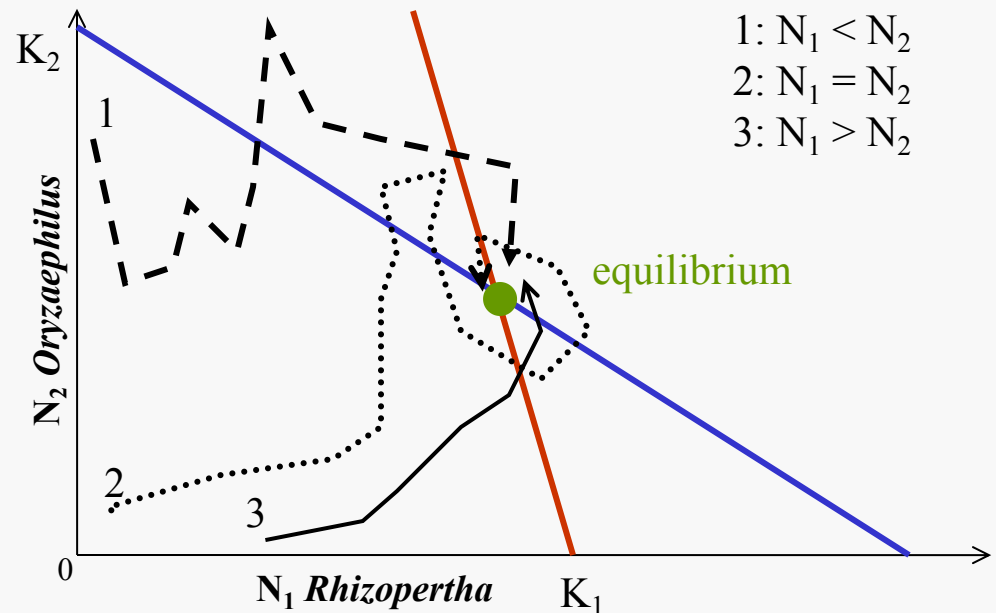
$$\mathbf{J} = \begin{pmatrix} \frac{\partial dN_1/dt}{\partial N_1} & \frac{\partial dN_1/dt}{\partial N_2} \\ \frac{\partial dN_2/dt}{\partial N_1} & \frac{\partial dN_2/dt}{\partial N_2} \end{pmatrix}$$

- ▶ evaluation of the derivations for densities close to equilibrium
- ▶ estimate eigenvalues of the matrix
- if all eigenvalues < 0 .. locally **stable**

- ▶ Lotka-Volterra system is stable for $\alpha_{12}\alpha_{21} < 1$

Test of the model

- ▶ when *Rhizopertha* and *Oryzaephilus* were reared separately both species increased to 420-450 individuals (= K)
- ▶ when reared together *Rhizopertha* reached $K_1 = 360$, while *Oryzaephilus* $K_2 = 150$ individuals
- ▶ combination resulted in more efficient conversion of grain ($K_{12} = 510$ individuals)
- ▶ three combinations of densities converged to the same stable equilibrium
- ▶ prediction of Lotka-Volterra model is correct



System for discrete generations

- ▶ solution of the differential model – Ricker's model:

$$N_{1,t+1} = N_{1,t} e^{r_1 \left(\frac{K_1 - N_{1,t} - \alpha_{12} N_{2,t}}{K_1} \right)} \quad N_{2,t+1} = N_{2,t} e^{r_2 \left(\frac{K_2 - N_{2,t} - \alpha_{21} N_{1,t}}{K_2} \right)}$$

- ▶ dynamic (multiple) regression is used to estimate parameters from a series of abundances

.. a , b , c – regression parameters

$$\ln \left(\frac{N_{1,t+1}}{N_{1,t}} \right) = r_1 - N_{1,t} \frac{r_1}{K_1} - N_{2,t} \frac{r_1 \alpha_{12}}{K_1}$$

$$\ln \left(\frac{N_{2,t+1}}{N_{2,t}} \right) = r_2 - N_{1,t} \frac{r_2}{K_2} - N_{1,t} \frac{r_2 \alpha_{21}}{K_2}$$

$$r = a \quad \alpha = \frac{Kc}{r} \quad K = \frac{r}{b}$$