

E2011: Theoretical fundamentals of computer science

Basic concepts about operating systems

Vlad Popovici, Ph.D.

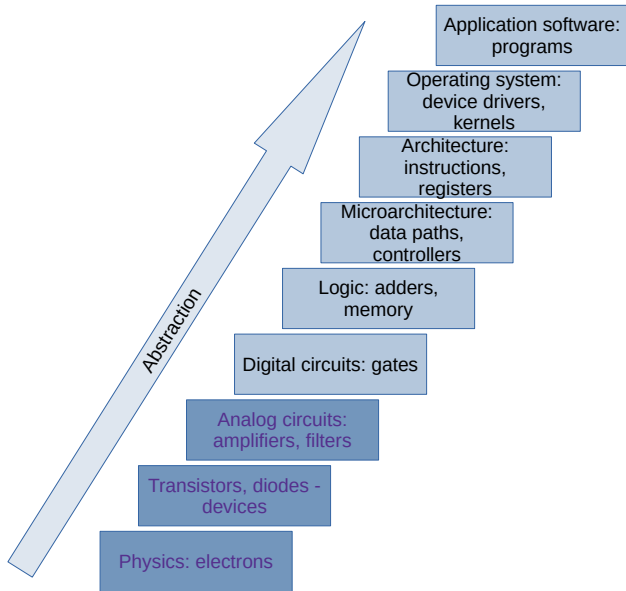
Fac. of Science - RECETOX

Outline

1 Operatings systems

2 Kernel

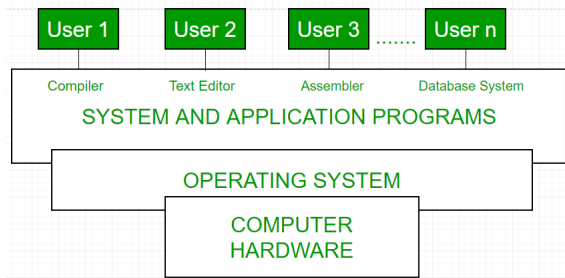
3 Shell



Operating systems

Why?

- acts as an interface between user/applications and hardware
- resource manager: manages I/O and peripherals
- provide a *virtual perspective* on the underlying hardware
- manage programs



Main roles of the OS:

- *resource sharing*:
 - ▶ *allocate* resources for all activities; separate the resources between activities
 - ▶ *isolation* of activities
 - ▶ *communication* between processes/activities
- *virtualization*
- provide *standard services*: process management, file systems, network services, etc

```
A problem has been detected and windows has been shut down to prevent damage to your computer.

The problem seems to be caused by the following file: SPCMDCON.SYS
PAGE_FAULT_IN_NONPAGED_AREA

If this is the first time you've seen this Stop error screen,
restart your computer. If this screen appears again, follow
these steps:

Check to make sure any new hardware or software is properly installed.
If this is a new installation, ask your hardware or software manufacturer
for any windows updates you might need.

If problems continue, disable or remove any newly installed hardware
or software. Disable BIOS memory options such as caching or shadowing.
If you need to use safe Mode to remove or disable components, restart
your computer, press F8 to select Advanced Startup Options, and then
select safe Mode.

Technical information:

*** STOP: 0x00000050 (0xFD3094C2,0x00000001,0xFBFE7617,0x00000000)

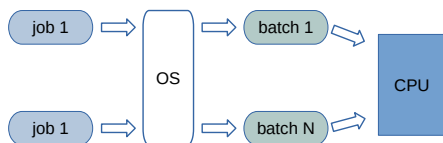
*** SPCMDCON.SYS - Address FBFE7617 base at FBFE5000, DateStamp 3d6dd67c
```

OS over time

- early OS: set of routines for common procedures; single-user OS
- multi-user OS: → batch processing → multi-tasking → virtual machines
- time-sharing OS: interactive use
- modern OS: usually a kernel+GUI; desktop-level (MacOS, Linux, Windows, etc); smart appliances (Android, iOS, Symbian, etc); server-level: GUI is optional (UNIX-based OSes, etc); etc

Batch OS

- initially, a system in which *jobs* are run sequentially
- a *job monitor* supervises execution and manages the *job queue*
- modern OSes have their own *job scheduler(s)* allowing for non-interactive, eventually synchronized, execution of jobs



Multitasking

- "concurrent" execution of *processes* (*tasks*)
- does not imply parallel execution
- *multiprogramming OSes*: allow context switching between processes
- *cooperative multitasking*: processes voluntarily cede time to OS/other process: early Windows and MacOS
- *preemptive multitasking*: OS decides to switch between executing tasks
- *real time systems*
- *multi-threaded systems*

OS Kernel

- *kernel*: the core of the OS that provides services to all other components of OS
- talks directly to hardware
- usual start-up sequence: power-on → BIOS (Basic I/O System) → kernel loaded into a protected memory space

OS Kernel - main functions

- loading and managing less-critical OS components, such as device drivers
- managing execution threads and various processes spawned by running applications
- scheduling applications
- memory management
- managing and optimizing hardware resources and dependencies
- managing and accessing I/O devices (keyboards, mice, disk drives, USB ports, network adapters and display,...)
- handling device and application system calls using various mechanisms such as hardware interrupts or device drivers

CPU modes to support kernel:

- *kernel mode*: code has unrestricted access to hardware; it is loaded in protected memory space and operates with highest privileges
- *user mode*: applications run with lower privileges; access to resources is made via system calls to kernel

Types of kernels:

- *microkernel*: delegates user services and processes in different address space; uses message-passing for communication; more flexibility and security (e.g. QNX - UNIX-based, real-time)
- *monolithic*: implements services in the same address space (e.g. most of UNIX-based kernels, Windows 9x)
- *hybrid*: tries to combine both (e.g. Windows 10, 11)

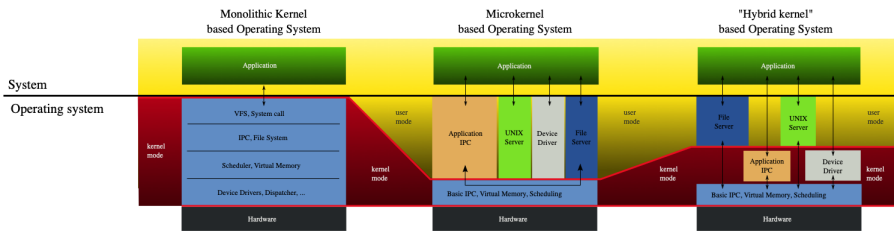


Figure: Comparison of three different kernel types (from Wikipedia)

Shells

- a program that allows users and programs to interact with OS services
- two modes: *command line interface (CLI)* and *graphical user interface (GUI)*
- CLI it has a specific *language* allowing the on line or scripted interaction with OS
- examples of CLI: Windows' Power Shell or UNIX's bash, tcsh, etc

Shells

```
Administrator: Windows PowerShell
Windows PowerShell
Copyright (C) Microsoft Corporation. All rights reserved.

Try the new cross-platform PowerShell https://aka.ms/powershell

PS C:\Windows\system32 shutdown
Usage: C:\Windows\system32\shutdown.exe [/f | /d | /s | /g | /r | /g | /w | /p | /m | /e | /o] [hybrid] [/sort] [/nw] [/d]
[/m <computer>[/r xxx]/d [p|w]xxx/y [-c <comment>]]

No args      Display help. This is the same as typing /?.
/f          Display help. This is the same as not typing any options.
/l          Display the graphical user interface (GUI). This must be the first option.
/s          Log off. This cannot be used with /m or /d options.
/g          Shutdown the computer.
/s/g        Shutdown the computer. On the next boot, if Automatic Restart Sign-On is enabled, automatically sign in and lock last interactive user. After sign in, restart any registered applications.
/r          Full shutdown and restart the computer.
/g         Full shutdown and restart the computer. After the system is rebooted, if Automatic Restart Sign-On is enabled, automatically sign in and lock last interactive user. After sign in, restart any registered applications.
/w         Abort a system shutdown.
           This can only be used during the time-out period.
/p         Combine with /w to clear any pending boots for firmare.
/r         Turn off the local computer with no time-out or warning. Can be used with /d and /f options.
/h         Hibernate the local computer.
           Can be used with the /f option.
/hybrid     Performs a shutdown of the computer and prepares it for fast startup.
           Must be used with /s option.
/fw        Combine with a shutdown option to cause the next boot to go to the firmware user interface.
           Must be used with /f option.
/o         Document the reason for an unexpected shutdown of a computer. Go to the advanced boot options menu and restart the computer.
           Must be used with /r option.
/m <computer> Specify the target computer.
/r xxx     Set the time-out period before shutdown to xxx seconds.
```

```
tilix
scott@solus
-----
OS: Solus x86_64
Host: Aspire E5-576G V1.32
Kernel: 5.3.10-134.current
Uptime: 2 days, 19 hours, 28 mins
Packages: 923 (eopkg), 17 (flatpak)
Shell: bash 5.0.11
Resolution: 1920x1080
DE: GNOME 3.34.1
Theme: Plata-Compact [GTK2/3]
Icons: Papirus [GTK2/3]
Terminal: tilix
CPU: Intel i5-8250U (8) @ 3.408GHz
GPU: NVIDIA GeForce MX150
GPU: Intel UHD Graphics 620
Memory: 4439MiB / 15554MiB

scott@solus ~ $
```

Questions?